

Price Waterhouse & Co Chartered Accountants LLP

Independent Auditor's Report

To the Members of Tata Steel Downstream Products Limited

Report on the Audit of the Financial Statements

Opinion

1. We have audited the accompanying financial statements of Tata Steel Downstream Products Limited ("the Company"), which comprise the Balance Sheet as at March 31, 2026, and the Statement of Profit and Loss (including Other Comprehensive Income), the Statement of Changes in Equity and the Statement of Cash Flows for the year then ended, and notes to the financial statements, including material accounting policy information and other explanatory information.
2. In our opinion and to the best of our information and according to the explanations given to us, the aforesaid financial statements give the information required by the Companies Act, 2013 ("the Act") in the manner so required and give a true and fair view in conformity with the accounting principles generally accepted in India, of the state of affairs of the Company as at March 31, 2026, and total comprehensive income (comprising of loss and other comprehensive income), changes in equity and its cash flows for the year then ended.

Basis for Opinion

3. We conducted our audit in accordance with the Standards on Auditing (SAs) specified under Section 143(10) of the Act. Our responsibilities under those Standards are further described in the "Auditor's Responsibilities for the Audit of the Financial Statements" section of our report. We are independent of the Company in accordance with the Code of Ethics issued by the Institute of Chartered Accountants of India together with the ethical requirements that are relevant to our audit of the financial statements under the provisions of the Act and the Rules thereunder, and we have fulfilled our other ethical responsibilities in accordance with these requirements and the Code of Ethics. We believe that the audit evidence we have obtained is sufficient and appropriate to provide a basis for our opinion.

Other Information

4. The Company's Board of Directors is responsible for the other information. The other information comprises the information included in the Board's report and Annexures thereto, but does not include the financial statements and our auditor's report thereon.

Our opinion on the financial statements does not cover the other information and we do not express any form of assurance conclusion thereon.

In connection with our audit of the financial statements, our responsibility is to read the other information and, in doing so, consider whether the other information is materially inconsistent with the financial statements or our knowledge obtained in the audit or otherwise appears to be materially misstated. If, based on the work we have performed, we conclude that there is a material misstatement of this other information, we are required to report that fact. We have nothing to report in this regard.



Price Waterhouse & Co Chartered Accountants LLP, Plot No. 56 & 57, Block DN, Sector V, Salt Lake
Kolkata - 700 091, India
T: +91 (33) 44044346

Registered office and Head office: Plot No. 56 & 57, Block DN, Sector-V, Salt Lake, Kolkata - 700 091

Price Waterhouse & Co. (a Partnership Firm) converted into Price Waterhouse & Co Chartered Accountants LLP (a Limited Liability Partnership with LLP identity no: LLPIN AAC-4362) with effect from July 7, 2014. Post its conversion to Price Waterhouse & Co Chartered Accountants LLP, its ICAI registration number is 304026E/E300009 (ICAI registration number before conversion was 304026E)

Price Waterhouse & Co Chartered Accountants LLP

INDEPENDENT AUDITOR'S REPORT

To the Members of Tata Steel Downstream Products Limited
Report on Audit of the Financial Statements
Page 2 of 5

Responsibilities of management and those charged with governance for the financial statements

5. The Company's Board of Directors is responsible for the matters stated in Section 134(5) of the Act with respect to the preparation of these financial statements that give a true and fair view of the financial position, financial performance, changes in equity and cash flows of the Company in accordance with the accounting principles generally accepted in India, including the Indian Accounting Standards specified under Section 133 of the Act. This responsibility also includes maintenance of adequate accounting records in accordance with the provisions of the Act for safeguarding of the assets of the Company and for preventing and detecting frauds and other irregularities; selection and application of appropriate accounting policies; making judgments and estimates that are reasonable and prudent; and design, implementation and maintenance of adequate internal financial controls, that were operating effectively for ensuring the accuracy and completeness of the accounting records, relevant to the preparation and presentation of the financial statements that give a true and fair view and are free from material misstatement, whether due to fraud or error.
6. In preparing the financial statements, Board of Directors is responsible for assessing the Company's ability to continue as a going concern, disclosing, as applicable, matters related to going concern and using the going concern basis of accounting unless Board of Directors either intends to liquidate the Company or to cease operations, or has no realistic alternative but to do so.
7. Those Board of Directors are also responsible for overseeing the Company's financial reporting process.

Auditor's responsibilities for the audit of the financial statements

8. Our objectives are to obtain reasonable assurance about whether the financial statements as a whole are free from material misstatement, whether due to fraud or error, and to issue an auditor's report that includes our opinion. Reasonable assurance is a high level of assurance but is not a guarantee that an audit conducted in accordance with SAs will always detect a material misstatement when it exists. Misstatements can arise from fraud or error and are considered material if, individually or in the aggregate, they could reasonably be expected to influence the economic decisions of users taken on the basis of these financial statements.
9. As part of an audit in accordance with SAs, we exercise professional judgement and maintain professional scepticism throughout the audit. We also:
 - Identify and assess the risks of material misstatement of the financial statements, whether due to fraud or error, design and perform audit procedures responsive to those risks, and obtain audit evidence that is sufficient and appropriate to provide a basis for our opinion. The risk of not detecting a material misstatement resulting from fraud is higher than for one resulting from error, as fraud may involve collusion, forgery, intentional omissions, misrepresentations, or the override of internal control.
 - Obtain an understanding of internal control relevant to the audit in order to design audit procedures that are appropriate in the circumstances. Under Section 143(3)(i) of the Act, we are also responsible for expressing our opinion on whether the Company has adequate internal financial controls with reference to financial statements in place and the operating effectiveness of such controls.
 - Evaluate the appropriateness of accounting policies used and the reasonableness of accounting estimates and related disclosures made by management.
 - Conclude on the appropriateness of management's use of the going concern basis of accounting and, based on the audit evidence obtained, whether a material uncertainty exists related to events or conditions that may cast significant doubt on the Company's ability to continue as a going concern. If we conclude that a material uncertainty exists, we are required to draw attention in our auditor's report to the related disclosures in the financial statements or, if such disclosures are inadequate, to modify our opinion. Our



Price Waterhouse & Co Chartered Accountants LLP

INDEPENDENT AUDITOR'S REPORT


To the Members of Tata Steel Downstream Products Limited
Report on Audit of the Financial Statements
Page 3 of 5

conclusions are based on the audit evidence obtained up to the date of our auditor's report. However, future events or conditions may cause the Company to cease to continue as a going concern.

- Evaluate the overall presentation, structure and content of the financial statements, including the disclosures, and whether the financial statements represent the underlying transactions and events in a manner that achieves fair presentation.
10. We communicate with those charged with governance regarding, among other matters, the planned scope and timing of the audit and significant audit findings, including any significant deficiencies in internal control that we identify during our audit.
11. We also provide those charged with governance with a statement that we have complied with relevant ethical requirements regarding independence, and to communicate with them all relationships and other matters that may reasonably be thought to bear on our independence, and where applicable, related safeguards.

Report on other legal and regulatory requirements

12. As required by the Companies (Auditor's Report) Order, 2020 ("the Order"), issued by the Central Government of India in terms of sub-section (11) of Section 143 of the Act, we give in the Annexure B, a statement on the matters specified in paragraphs 3 and 4 of the Order, to the extent applicable.
13. As required by Section 143(3) of the Act, we report that:
- (a) We have sought and obtained all the information and explanations which to the best of our knowledge and belief were necessary for the purposes of our audit.
 - (b) In our opinion, proper books of account as required by law have been kept by the Company so far as it appears from our examination of those books, except for the matters stated in paragraph 13(h)(vi) below on reporting under Rule 11(g) of the Companies (Audit and Auditors) Rules, 2014 (as amended).
 - (c) The Balance Sheet, the Statement of Profit and Loss (including other comprehensive income), the Statement of Changes in Equity and the Statement of Cash Flows dealt with by this Report are in agreement with the books of account.
 - (d) In our opinion, the aforesaid financial statements comply with the Indian Accounting Standards specified under Section 133 of the Act.
 - (e) On the basis of the written representations received from the directors as on March 31, 2026, taken on record by the Board of Directors, none of the directors is disqualified as on March 31, 2026, from being appointed as a director in terms of Section 164(2) of the Act.
 - (f) With respect to the maintenance of accounts and other matters connected therewith, reference is made to our remarks in paragraph 13(b) above and paragraph 13(h)(vi) below.
 - (g) With respect to the adequacy of the internal financial controls with reference to financial statements of the Company and the operating effectiveness of such controls, refer to our separate Report in "Annexure A".
 - (h) With respect to the other matters to be included in the Auditor's Report in accordance with Rule 11 of the Companies (Audit and Auditors) Rules, 2014 (as amended), in our opinion and to the best of our information and according to the explanations given to us:



Price Waterhouse & Co Chartered Accountants LLP

INDEPENDENT AUDITOR'S REPORT

To the Members of Tata Steel Downstream Products Limited
Report on Audit of the Financial Statements

Page 4 of 5

- i. The Company has disclosed the impact of pending litigations on its financial position in its financial statements – Refer Notes 34 and 40 to the financial statements;
 - ii. The Company was not required to recognise a provision as at March 31, 2026 under the applicable law or Indian Accounting Standards, as it does not have any material foreseeable losses on long-term contract. The Company did not have any long-term derivative contracts as at March 31, 2026.
 - iii. There were no amounts which were required to be transferred to the Investor Education and Protection Fund by the Company during the year ended March 31, 2026.
 - iv. (a) The management has represented that, to the best of its knowledge and belief, as disclosed in Note 47(a) to the financial statements, no funds have been advanced or loaned or invested (either from borrowed funds or share premium or any other sources or kind of funds) by the Company to or in any other person(s) or entity(ies), including foreign entities (“Intermediaries”), with the understanding, whether recorded in writing or otherwise, that the Intermediary shall, whether, directly or indirectly, lend or invest in other persons or entities identified in any manner whatsoever by or on behalf of the Company (“Ultimate Beneficiaries”) or provide any guarantee, security or the like on behalf of the Ultimate Beneficiaries;
 - (b) The management has represented that, to the best of its knowledge and belief, as disclosed in the Note 47(b) to the financial statements, no funds have been received by the Company from any person(s) or entity(ies), including foreign entities (“Funding Parties”), with the understanding, whether recorded in writing or otherwise, that the Company shall, whether directly or indirectly, lend or invest in other persons or entities identified in any manner whatsoever by or on behalf of the Funding Party (“Ultimate Beneficiaries”) or provide any guarantee, security or the like on behalf of the Ultimate Beneficiaries; and
 - (c) Based on such audit procedures that we considered reasonable and appropriate in the circumstances, nothing has come to our notice that has caused us to believe that the representations under sub-clause (a) and (b) contain any material misstatement.
 - v. The interim dividend declared and paid by the Company during the year is in compliance with Section 123 of the Act to the extent it applies to declaration and payment of interim dividend. until the date of this audit report.
- Further, as stated in Note 56 to the financial statements, the Board of Directors of the Company has proposed final dividend for the year which is subject to the approval of the members at the ensuing Annual General Meeting. The dividend declared is in accordance with Section 123 of the Act to the extent it applies to declaration of dividend.
- vi. Based on our examination, which included test checks, the Company has used accounting software for maintaining its books of account, which has a feature of recording audit trail (edit log) facility and that has operated throughout the year for all relevant transactions recorded in the software, except that the audit log is not maintained at the application level for modification, if any, by certain users with specific access for part of the year from April 1, 2025 to April 18, 2025 and for direct database changes. During the course of performing our procedures except the aforesaid instances of audit trail not maintained, where the question of our commenting on whether the audit trail feature has been tampered with does not arise, we did not notice any instance of audit trail featured being tampered with. Further, the audit trail, to the extent maintained in the prior year, has been preserved by the Company as per the statutory requirements for record retention.



Price Waterhouse & Co Chartered Accountants LLP

INDEPENDENT AUDITOR'S REPORT

To the Members of Tata Steel Downstream Products Limited
Report on Audit of the Financial Statements
Page 5 of 5

14. The Company has paid/ provided for managerial remuneration in accordance with the requisite approvals mandated by the provisions of Section 197 read with Schedule V to the Act.

For Price Waterhouse & Co Chartered Accountants LLP
Firm Registration Number: 304026E/E-300009



Piyush Sonthalia
Partner

Membership Number: 062447
UDIN: 26062447RCHPGI3727
Kolkata
April 21, 2026

Price Waterhouse & Co Chartered Accountants LLP

Annexure A to Independent Auditor's Report

Referred to in paragraph 13(g) of the Independent Auditor's Report of even date to the members of Tata Steel Downstream Products Limited on the financial statements as of and for the year ended March 31, 2026

Page 1 of 2

Report on the Internal Financial Controls with reference to Financial Statements under clause (i) of sub-section 3 of Section 143 of the Act

1. We have audited the internal financial controls with reference to financial statements of Tata Steel Downstream Products Limited ("the Company") as of March 31, 2026 in conjunction with our audit of the financial statements of the Company for the year ended on that date.

Management's Responsibility for Internal Financial Controls

2. The Company's management is responsible for establishing and maintaining internal financial controls based on the internal control over financial reporting criteria established by the Company considering the essential components of internal control stated in the Guidance Note on Audit of Internal Financial Controls Over Financial Reporting ("the Guidance Note") issued by the Institute of Chartered Accountants of India ("ICAI"). These responsibilities include the design, implementation and maintenance of adequate internal financial controls that were operating effectively for ensuring the orderly and efficient conduct of its business, including adherence to company's policies, the safeguarding of its assets, the prevention and detection of frauds and errors, the accuracy and completeness of the accounting records, and the timely preparation of reliable financial information, as required under the Act.

Auditor's Responsibility

3. Our responsibility is to express an opinion on the Company's internal financial controls with reference to financial statements based on our audit. We conducted our audit in accordance with the Guidance Note and the Standards on Auditing specified under Section 143(10) of the Act to the extent applicable to an audit of internal financial controls, both applicable to an audit of internal financial controls and both issued by the ICAI. Those Standards and the Guidance Note require that we comply with ethical requirements and plan and perform the audit to obtain reasonable assurance about whether adequate internal financial controls with reference to financial statements was established and maintained and if such controls operated effectively in all material respects.
4. Our audit involves performing procedures to obtain audit evidence about the adequacy of the internal financial controls system with reference to financial statements and their operating effectiveness. Our audit of internal financial controls with reference to financial statements included obtaining an understanding of internal financial controls with reference to financial statements, assessing the risk that a material weakness exists, and testing and evaluating the design and operating effectiveness of internal control based on the assessed risk. The procedures selected depend on the auditor's judgement, including the assessment of the risks of material misstatement of the financial statements, whether due to fraud or error.
5. We believe that the audit evidence we have obtained is sufficient and appropriate to provide a basis for our audit opinion on the Company's internal financial controls system with reference to financial statements.

Meaning of Internal Financial Controls with reference to financial statements

6. A company's internal financial controls with reference to financial statements is a process designed to provide reasonable assurance regarding the reliability of financial reporting and the preparation of financial statements for external purposes in accordance with generally accepted accounting principles. A company's internal financial controls with reference to financial statements includes those policies



Price Waterhouse & Co Chartered Accountants LLP

Annexure A to Independent Auditor's Report

Referred to in paragraph 13(g) of the Independent Auditor's Report of even date to the members of Tata Steel Downstream Products Limited on the financial statements as of and for the year ended March 31, 2026
Page 2 of 2

and procedures that (1) pertain to the maintenance of records that, in reasonable detail, accurately and fairly reflect the transactions and dispositions of the assets of the company; (2) provide reasonable assurance that transactions are recorded as necessary to permit preparation of financial statements in accordance with generally accepted accounting principles, and that receipts and expenditures of the company are being made only in accordance with authorisations of management and directors of the company; and (3) provide reasonable assurance regarding prevention or timely detection of unauthorised acquisition, use, or disposition of the company's assets that could have a material effect on the financial statements.

Inherent Limitations of Internal Financial Controls with reference to financial statements

7. Because of the inherent limitations of internal financial controls with reference to financial statements, including the possibility of collusion or improper management override of controls, material misstatements due to error or fraud may occur and not be detected. Also, projections of any evaluation of the internal financial controls with reference to financial statements to future periods are subject to the risk that the internal financial controls with reference to financial statements may become inadequate because of changes in conditions, or that the degree of compliance with the policies or procedures may deteriorate.

Opinion

8. In our opinion, the Company has, in all material respects, adequate internal financial controls system with reference to financial statements and such internal financial controls with reference to financial statements were operating effectively as at March 31, 2026, based on the internal control over financial reporting criteria established by the Company considering the essential components of internal control stated in the Guidance Note issued by ICAI.

For Price Waterhouse & Co Chartered Accountants LLP
Firm Registration Number: 304026E/E-300009



Piyush Sonthalia
Partner
Membership Number: 062447
UDIN: 26062447RCHPGI3727
Kolkata
April 21, 2026

Price Waterhouse & Co Chartered Accountants LLP

Annexure B to Independent Auditor's Report

Referred to in paragraph 12 of the Independent Auditor's Report of even date to the members of Tata Steel Downstream Products Limited on the financial statements for the year ended March 31, 2026

Page 1 of 6

In terms of the information and explanations sought by us and furnished by the Company, and the books of account and records examined by us during the course of our audit, and to the best of our knowledge and belief, we report that:

- i. (a) (A) The Company is maintaining proper records showing full particulars, including quantitative details and situation, of Property, Plant and Equipment.

(B) The Company is maintaining proper records showing full particulars of Intangible Assets.

- (b) The Property, Plant and Equipment of the Company are physically verified by the Management according to a phased programme designed to cover all the items over a period of three years which, in our opinion, is reasonable having regard to the size of the Company and the nature of its assets. Pursuant to the programme, a portion of the Property, Plant and Equipment has been physically verified by the Management during the year and no material discrepancies have been noticed on such verification.

- (c) The title deeds of all the immovable properties (other than properties where the Company is the lessee and the lease agreements are duly executed in favour of the lessee), as disclosed in Notes 2(iv) and 4(ii) to the financial statements, are held in the name of the Company, except for the following:

Description of property	Gross carrying value (Rs. in lakhs)	Held in the name of	Whether promoter, director or their relative or employee	Period held - indicate range, where appropriate	Reason for not being held in the name of the Company
Right of Use Land	110.99	Not applicable	No	April, 2020	Lease deed is not executed between the parties after the expiry of the original lease deed.

- (d) The Company has not revalued its Property, Plant and Equipment (including Right of Use assets) or Intangible Assets or both during the year. Consequently, the question of our commenting on whether the revaluation is based on the valuation by a Registered Valuer, or specifying the amount of change, if the change is 10% or more in the aggregate of the net carrying value of each class of Property, Plant and Equipment (including Right of Use assets) or Intangible Assets does not arise.
- (e) No proceedings have been initiated on or are pending against the Company for holding benami property under the Prohibition of Benami Property Transactions Act, 1988 (as amended in 2016) [formerly the Benami Transactions (Prohibition) Act, 1988 (45 of 1988)] and Rules made thereunder, and therefore the question of our commenting on whether the Company has appropriately disclosed the details in the financial statements, does not arise.
- ii. (a) The physical verification of inventory (excluding stocks with third parties and goods in transit) has been conducted at reasonable intervals by the Management during the year and, in our opinion,

Price Waterhouse & Co Chartered Accountants LLP

Annexure B to Independent Auditor's Report

Referred to in paragraph 12 of the Independent Auditor's Report of even date to the members of Tata Steel Downstream Products Limited on the financial statements for the year ended March 31, 2026

Page 2 of 6

the coverage and procedure of such verification by Management is appropriate. In respect of inventory lying with third parties, these have substantially been confirmed by them. The discrepancies noticed on physical verification of inventory as compared to book records were not 10% or more in aggregate for each class of inventory.

- (b) During the year, the Company has not been sanctioned working capital limits in excess of Rs. 5 crores, in aggregate from banks and financial institutions on the basis of security of current assets and, accordingly, the question of our commenting on whether the quarterly returns or statements are in agreement with the unaudited books of account of the Company does not arise.
- iii. The Company has not granted secured/ unsecured loans/advances in nature of loans to any parties. Further, the Company has not made any investments or stood guarantee or provided security to any parties during the year. Therefore, the reporting under clause 3(iii), (iii)(a), (iii)(b), (iii)(c), (iii)(d), (iii)(e) and (iii)(f) of the Order are not applicable to the Company.
- iv. In our opinion, the Company has complied with the provisions of Section 186 of the Companies Act, 2013 in respect of the investments made by it. The Company has not granted any loans or provided any guarantees or security to the parties covered under Sections 185 and 186 and therefore reporting under clause 3(iv) of the Order, to that extent, is not applicable.
- v. The Company has not accepted any deposits or amounts which are deemed to be deposits referred in Sections 73, 74, 75 and 76 of the Act and the Rules framed there under. Accordingly, the reporting under clause 3(v) of the Order is not applicable to the Company.
- vi. Pursuant to the rules made by the Central Government of India, the Company is required to maintain cost records as specified under Section 148(1) of the Act in respect of its products and services. We have broadly reviewed the books of account maintained by the Company pursuant to the said requirement, and are of the opinion that, prima facie, the prescribed accounts and records have been made and maintained. We have not, however, made a detailed examination of the records with a view to determine whether they are accurate or complete.
- vii. (a) In our opinion, the Company is generally regular in depositing undisputed statutory dues in respect of income tax, employees' state insurance, contribution towards labour welfare fund and professional tax, though there has been a slight delay in a few cases, and is regular in depositing undisputed statutory dues, including provident fund, sales tax, service tax, duty of customs, duty of excise, value added tax, cess, goods and services tax and other statutory dues, as applicable, with the appropriate authorities. Also, refer Note 34(i) to the financial statements regarding management's assessment on certain matters relating to provident fund. However, there are no arrears of statutory dues outstanding as at March 31, 2026, for a period of more than six months from the date they became payable.
- (b) The particulars of statutory dues referred to in sub-clause (a) as at March 31, 2026 which have not been deposited on account of a dispute, are as follows:



Price Waterhouse & Co Chartered Accountants LLP

Annexure B to Independent Auditor's Report

Referred to in paragraph 12 of the Independent Auditor's Report of even date to the members of Tata Steel Downstream Products Limited on the financial statements for the year ended March 31, 2026

Page 3 of 6

Name of the statute	Nature of dues	Amount (net of payment/deposit) (Rs in Lakhs)	Amount paid/deposited (Rs in Lakhs)	Period to which the amount relates	Forum where the dispute is pending
Central Sales Tax	Sales Tax	9.22 15.82 11.88	- - -	2003-04 2004-05 2007-08	Joint Commissioner of Sales Taxes (Appeals)
Employees' Provident Fund and Miscellaneous Provision Act, 1952	Provident Fund	262.15	141.16	2016-17	Central Government Industrial Tribunal cum Appellate Authority, Dhanbad
Finance Act, 1994	Service Tax	714.76	20.76	2013-14 to 2017-18	CESTAT
Odisha Entry Tax Act, 1999	Entry Tax – Odisha	3.43	1.72	2005-06 to 2011-12	High Court
Uttar Pradesh Entry Tax Act, 2000	Entry Tax – Uttar Pradesh	118.48	-	2014-15	Supreme Court
Goods and Service Tax Act, 2017	Gujarat GST	147.60	10.73	2019-20	Appellate Authority
Goods and Service Tax Act, 2017	Gujarat GST	51.79	3.02	2021-22	Assistant Commissioner
Goods and Service Tax Act, 2017	Pune GST	15.08	0.58	2019-20	Appellate Authority
Goods and Service Tax Act, 2017	Chennai GST	81.68	9.08	2017-18	Appellate Authority
Goods and Service Tax Act, 2017	Chennai GST	443.89	24.37	2021-22	Assistant Commissioner
Goods and Service Tax Act, 2017	Tada GST	8.78	-	2017-18	Appellate Tribunal
Goods and Service Tax Act, 2017	Jamshedpur GST	1,990.00	-	2018-19	Office of Commissioner of GST and Central Excise
Goods and Service Tax Act, 2017	Jamshedpur GST	1.82	-	2018-19	Joint Commissioner
Goods and Service Tax Act, 2017	Jamshedpur GST	40.21	-	2020-21	Superintendent
Goods and Service Tax Act, 2017	Karnataka GST	2,952.24	155.38	2018-19/ 2019- 20/2020-21	Commissioner (Appeals)
Goods and Service Tax Act, 2017	Maharashtra GST	43.71	4.95	2018-19	Joint Commissioner
Goods and Service Tax Act, 2017	Rajasthan GST	4.01	-	2021-22	Commissioner (Appeals)
Goods and Service Tax Act, 2017	Tamil Nadu GST	236.88 17.57 124.35 624.62 0.95 0.78	12.48 1.00 7.06 53.37 0.08 0.06	2018-19 2019-20 2020-21 2021-22 2022-23 2023-24	Appellate Authority
Employees' State Insurance Act, 1948	ESIC	130.19	1.81	2019-20 to 2023-24	Joint Director Cum Appellate Authority, ESIC
Income Tax Act, 1961	Income Tax	52.71 58.44	1,922.10 2,168.44	2015-16 2017-18	Commissioner of Income tax (Appeals)



Price Waterhouse & Co Chartered Accountants LLP

Annexure B to Independent Auditor's Report

Referred to in paragraph 12 of the Independent Auditor's Report of even date to the members of Tata Steel Downstream Products Limited on the financial statements for the year ended March 31, 2026

Page 4 of 6

- viii. There are no transactions previously unrecorded in the books of account that have been surrendered or disclosed as income during the year in the tax assessments under the Income-tax Act, 1961.
- ix. (a) The Company has not defaulted in repayment of loans or other borrowings or in the payment of interest thereon to any lender during the year.
- (b) On the basis of our audit procedures, we report that the Company has not been declared Wilful Defaulter by any bank or financial institution or government or any government authority.
- (c) In our opinion, the term loans have been applied for the purposes for which they were obtained. [Also, refer Notes 16(ii) and 17(ii) to the financial statements]
- (d) According to the information and explanations given to us, and the procedures performed by us, and on an overall examination of the financial statements of the Company, we report that no funds raised on short-term basis have been utilised for long-term purposes by the Company.
- (e) On an overall examination of the financial statements of the Company, we report that the Company has not taken any funds from any entity or person on account of or to meet the obligations of its subsidiaries, associates or joint ventures.
- (f) According to the information and explanations given to us and procedures performed by us, we report that the Company has not raised loans during the year on the pledge of securities held in its subsidiaries, joint ventures or associate companies.
- (x)(a) The Company has not raised any money by way of initial public offer or further public offer (including debt instruments) during the year. Accordingly, the reporting under clause 3(x)(a) of the Order is not applicable to the Company.
- (x)(b) The Company has not made any preferential allotment or private placement of shares or fully or partially or optionally convertible debentures during the year. Accordingly, the reporting under clause 3(x)(b) of the Order is not applicable to the Company.
- (xi) (a) During the course of our examination of the books and records of the Company, carried out in accordance with the generally accepted auditing practices in India, we have neither come across any instance of material fraud by the Company or on the Company, noticed or reported during the year, nor have we been informed of any such case by the Management.
- (xi)(b) During the course of our examination of the books and records of the Company carried out in accordance with the generally accepted auditing practices in India, a report under Section 143(12) of the Act, in Form ADT-4, as prescribed under rule 13 of Companies (Audit and Auditors) Rules, 2014 was not required to be filed by us, as statutory auditors, with the Central Government. Further, no such report has been filed by any other auditor appointed by the Company under the Act. Accordingly, the reporting under clause 3(xi)(b) of the Order is not applicable to the Company.
- (xi)(c) During the course of our examination of the books and records of the Company carried out in accordance with the generally accepted auditing practices in India, the Company has received whistleblower complaints during the year, which have been considered by us for any bearing on our audit



Price Waterhouse & Co Chartered Accountants LLP

Annexure B to Independent Auditor's Report

Referred to in paragraph 12 of the Independent Auditor's Report of even date to the members of Tata Steel Downstream Products Limited on the financial statements for the year ended March 31, 2026

Page 5 of 6

and reporting under this clause. As explained by the management, there were certain complaints in respect of which investigations are ongoing as on the date of our report and our consideration of the complaints having any bearing on our audit is based on the information furnished to us by the management.

- xii. As the Company is not a Nidhi Company and the Nidhi Rules, 2014 are not applicable to it, the reporting under clause 3(xii) of the Order is not applicable to the Company.
- xiii. The Company has entered into transactions with related parties in compliance with the provisions of Section 188 of the Act. The details of related party transactions have been disclosed in the financial statements as required under Indian Accounting Standard 24 "Related Party Disclosures" specified under Section 133 of the Act. Further, the Company has constituted an Audit Committee voluntarily, though the provisions of Section 177 of the Act do not apply to the Company and, accordingly, to this extent, the reporting under clause 3(xiii) of the Order is not applicable to the Company.
- (xiv)(a) In our opinion, the Company has an internal audit system commensurate with the size and nature of its business.
- (xiv)(b) The reports of the Internal Auditor for the period under audit have been considered by us.
- xv. In our opinion, the Company has not entered into any non-cash transactions with its directors or persons connected with the director(s). Accordingly, the reporting on compliance with the provisions of Section 192 of the Act under clause 3(xv) of the Order is not applicable to the Company.
- xvi. (a) The Company is not required to be registered under Section 45-IA of the Reserve Bank of India Act, 1934. Accordingly, the reporting under clause 3(xvi)(a) of the Order is not applicable to the Company.
- (b) The Company has not conducted non-banking financial / housing finance activities during the year. Accordingly, the reporting under clause 3(xvi)(b) of the Order is not applicable to the Company.
- (c) The Company is not a Core Investment Company as defined in the regulations made by the Reserve Bank of India. Accordingly, the additional reporting under clause 3(xvi)(c) of the Order is not applicable to the Company.
- (d) In our opinion, the Group as defined in the Reserve Bank of India (Core Investment Companies) Directions, 2025 has six CICs as part of the Group as detailed in Note 48 to the financial statements.
- (xvii) The Company has not incurred any cash losses in the financial year or in the immediately preceding financial year.
- (xviii) There has been no resignation of the statutory auditors during the year and, accordingly, the reporting under clause 3(xviii) of the Order is not applicable.
- (xix) On the basis of the financial ratios, ageing and expected dates of realisation of financial assets and payment of financial liabilities, other information accompanying the financial statements, our knowledge of the Board of Directors and management plans and based on our examination of the



Price Waterhouse & Co Chartered Accountants LLP

Annexure B to Independent Auditor's Report

Referred to in paragraph 12 of the Independent Auditor's Report of even date to the members of Tata Steel Downstream Products Limited on the financial statements for the year ended March 31, 2026
Page 6 of 6

evidence supporting the assumptions, nothing has come to our attention, which causes us to believe that any material uncertainty exists as on the date of the audit report that the Company is not capable of meeting its liabilities existing at the date of balance sheet as and when they fall due within a period of one year from the balance sheet date. We, however, state that this is not an assurance as to the future viability of the Company. We further state that our reporting is based on the facts up to the date of the audit report and we neither give any guarantee nor any assurance that all liabilities falling due within a period of one year from the balance sheet date will get discharged by the Company as and when they fall due.

(xx) As at balance sheet date, the Company does not have any amount remaining unspent under Section 135(5) of the Act. Accordingly, reporting under clause 3(xx) of the Order is not applicable.

(xxi) The reporting under clause 3(xxi) of the Order is not applicable in respect of audit of Standalone Financial Statements. Accordingly, no comment in respect of the said clause has been included in this report.

For Price Waterhouse & Co Chartered Accountants LLP
Firm Registration Number: 304026E/E-300009



Piyush Sonthalia

Partner

Membership Number: 062447

UDIN: 26062447RCHPGI3727

Kolkata

April 21, 2026

TATA STEEL DOWNSTREAM PRODUCTS LIMITED
Balance Sheet as at March 31, 2026




	Notes	As at	As at
		March 31, 2026	March 31, 2025
		Rs. In lakhs	Rs. In lakhs
I. ASSETS			
(1) Non-current assets			
(a) Property, plant and equipment	2	60,015.66	51,318.28
(b) Capital work-in-progress	3	4,743.36	5,591.51
(c) Right-of-use assets	4	5,532.64	5,820.71
(d) Other intangible assets	2	470.91	453.14
(e) Financial assets			
(i) Investments in associates and joint ventures	5	1,93,402.54	2,24,560.54
(ii) Other Investments	6	-	-
(iii) Other financial assets	7	292.04	287.41
(f) Non current tax assets (net)	8	1,366.82	1,352.90
(g) Other non-current assets	9	2,829.34	8,075.22
Total non-current assets		2,77,654.11	3,00,489.71
(2) Current assets			
(a) Inventories	10	91,196.96	87,396.14
(b) Financial assets			
(i) Trade receivables	11	17,105.43	22,023.33
(ii) Cash and cash equivalents	12	6,986.51	2,656.62
(iii) Other financial assets	7	7.84	1.23
(c) Other current assets	13	13,043.39	12,738.58
Total current assets		1,28,340.13	1,24,815.90
Total assets		4,05,994.24	4,25,305.61
II. EQUITY AND LIABILITIES			
(1) Equity			
(a) Equity share capital	14	24,303.97	24,303.97
(b) Other equity	15	3,17,169.44	3,37,632.77
Total equity		3,41,473.41	3,61,936.74
(2) Non-current liabilities			
(a) Financial liabilities			
(i) Borrowings	16	8,840.63	15,167.50
(ii) Lease liabilities	18	3,966.68	4,063.80
(iii) Other financial liabilities	19	4,744.35	2,140.97
(b) Provisions	20	2,962.93	3,059.19
(c) Deferred tax liabilities (net)	39	2,854.61	3,535.71
(d) Other non-current liabilities	21	-	2.25
Total non-current liabilities		23,369.20	27,969.42
(3) Current liabilities			
(a) Financial liabilities			
(i) Borrowings	17	5,504.31	6,797.99
(ii) Lease liabilities	18	105.06	145.06
(iii) Trade payables	22		
(a) Total outstanding dues of micro and small enterprises		1,296.81	1,074.97
(b) Total outstanding dues to other than (iii)(a) above		21,471.50	18,094.50
(iv) Other financial liabilities	19	7,383.92	4,448.68
(b) Provisions	20	704.34	285.08
(c) Current tax liabilities (net)	23	1,165.72	1,165.71
(d) Other current liabilities	24	3,519.97	3,387.46
Total current liabilities		41,151.63	35,399.45
Total liabilities		64,520.83	63,368.87
Total equity and liabilities		4,05,994.24	4,25,305.61

The above Balance Sheet should be read in conjunction with the accompanying notes 1-57
This is the Balance Sheet referred to in our report of even date

For Price Waterhouse & Co Chartered Accountants LLP
 Firm Registration Number: 304026E/E-300009


For and on behalf of the Board of Directors


Piyush Sonthalia
 Partner
 Membership No. : 062447


Prabhat Kumar
 Chairman
 DIN: 08263070


Jyoti Srivastava
 Company Secretary


Subhra Sengupta
 Chief Financial Officer


Jagjit Singh
 Managing Director
 DIN: 11080172
 Date: 21 April 2026
 Place: Kolkata

Date: 21 April 2026
 Place: Kolkata

TATA STEEL DOWNSTREAM PRODUCTS LIMITED
Statement of Profit and Loss for the year ended March 31, 2026




	Notes	Year ended March 31, 2026	Year ended March 31, 2025
		Rs. In lakhs	Rs. In lakhs
I. Revenue from operations	25	8,13,359.83	7,37,372.25
II. Other income	26	15,396.36	12,225.05
III. Total Income (I + II)		8,28,756.19	7,49,597.30
IV. Expenses			
(a) Cost of materials consumed	28	6,98,845.58	6,30,547.53
(b) Purchase of stock-in-trade	29	35,354.34	31,276.19
(c) Changes in inventories of finished goods, work-in-progress and stock-in-trade	30	(2,343.28)	1,683.32
(d) Employee benefits expense	31	15,271.58	14,055.66
(e) Finance costs	32	5,045.82	4,620.26
(f) Depreciation and amortisation expense	2 & 4	5,098.64	3,953.43
(g) Other expenses	33	38,884.68	36,019.45
		7,96,157.36	7,22,155.84
Less : Expenditure (other than interest) transferred to capital account		85.10	56.15
		7,96,072.26	7,22,099.69
V. Profit before exceptional items and tax (III - IV)		32,683.93	27,497.61
VI. Exceptional items	27	(34,878.35)	(2,012.97)
VII. Profit/(Loss) before tax (V + VI)		(2,194.42)	25,484.64
VIII. Tax expense			
(a) Current tax	39	4,381.00	4,406.01
(b) Income tax relating to earlier years		(88.26)	-
(b) Deferred tax	39	(767.36)	(401.39)
		3,525.38	4,004.62
IX. Profit/(Loss) for the year (VII-VIII)		(5,719.80)	21,480.02
Other comprehensive income			
Items that will not be reclassified to profit or loss			
(i) Remeasurements of defined benefit plan		342.73	1,287.49
(ii) Income tax relating to items that will not be reclassified to profit or loss	39	(86.26)	(324.04)
X. Total other comprehensive income for the year		256.47	963.45
XI. Total comprehensive income for the year (IX + X)		(5,463.33)	22,443.47
XII. Earnings Per share of Rs. 10 each			
Basic & Diluted (Rs.)	37	(2.35)	8.84

The above Statement of Profit and Loss should be read in conjunction with the accompanying notes 1-57

This is the Statement of Profit and Loss referred to in our report of even date

For Price Waterhouse & Co Chartered Accountants LLP
 Firm Registration Number: 304026E/E-300009


Piyush Sonthalia
 Partner
 Membership No. : 062447

Piyush Sonthalia
 Partner
 Membership No. : 062447



Jyoti Srivastava
 Company Secretary

Date: 21 April 2026
 Place: Kolkata

For and on behalf of the Board of Directors



Prabhat Kumar
 Chairman
 DIN: 08263070


Subhra Sengupta
 Chief Financial Officer



Jagjit Singh
 Managing Director
 DIN: 11080172
 Date: 21 April 2026
 Place: Kolkata

9000-21

TATA STEEL DOWNSTREAM PRODUCTS LIMITED
Statement of Cash Flows for the year ended March 31, 2026



Notes	Year ended March 31, 2026		Year ended March 31, 2025	
	Rs. In lakhs	Rs. In lakhs	Rs. In lakhs	Rs. In lakhs
A CASH FLOWS FROM OPERATING ACTIVITIES				
PROFIT/(LOSS) BEFORE TAX		(2,194.12)		25,484.64
<i>Adjustments for :</i>				
Depreciation and amortisation expense	2 & 4	5,098.64	3,953.43	
Interest income and interest on Income Tax Refund	26	(344.79)	(1,185.85)	
Deferred income-government subsidy	26	(2.25)	(10.99)	
Dividend Income	26	(15,000.00)	(10,000.00)	
Net gain on sale/fair value changes of Mutual Fund	26	-	(38.54)	
Finance costs	32	5,045.32	4,620.26	
Net (gain)/ loss on foreign currency transactions	33	(149.55)	(156.06)	
Fair value loss/(gain) on derivatives	33	(67.57)	52.98	
(Gain) / Loss on sale/ discard of property, plant and equipment (net)	33	(11.71)	11.76	
Exceptional items	27	34,873.35	2,012.97	
		<u>29,447.03</u>		<u>(740.04)</u>
OPERATING PROFIT BEFORE WORKING CAPITAL CHANGES		27,252.51		24,744.60
<i>Adjustments for :</i>				
(Increase)/Decrease in trade receivables		4,917.90	(4,040.83)	
(Increase)/Decrease in inventories		(3,800.32)	13,503.08	
Increase/(Decrease) in trade and other payables		5,559.03	(2,204.73)	
(Increase)/Decrease in other assets		(358.56)	(497.39)	6,760.13
CASH GENERATED FROM OPERATIONS		33,570.16		31,504.73
Income taxes paid (net)		(4,306.65)		(4,073.07)
NET CASH GENERATED FROM OPERATING ACTIVITIES		<u>29,263.51</u>		<u>27,431.66</u>
B CASH FLOWS FROM INVESTING ACTIVITIES				
Purchase of capital assets		(12,214.60)	(18,425.45)	
Sale of capital assets		58.50	87.70	
Net gain on sale/fair value changes of Mutual Fund		-	38.54	
Dividend received		15,000.00	10,000.00	
Interest received		344.70	1,185.85	
NET CASH GENERATED FROM/(USED IN) INVESTING ACTIVITIES		<u>3,188.60</u>		<u>(7,113.36)</u>
C CASH FLOWS FROM FINANCING ACTIVITIES				
Repayment of long term borrowings		(17,874.39)	(11,634.58)	
Proceeds from long term borrowings		10,250.00	17,630.00	
Proceeds from short term borrowings		18,500.00	23,000.00	
Repayment of short term borrowings		(18,500.00)	(37,000.00)	
Finance costs paid		(5,348.88)	(5,340.93)	
Payment of lease obligations		(148.96)	(142.70)	
Interim Dividend Paid		(15,000.00)	(10,000.00)	
NET CASH USED IN FINANCING ACTIVITIES		<u>(28,122.23)</u>		<u>(23,488.21)</u>
Net Increase/(Decrease) in Cash and Cash equivalents (A+B+C)		4,329.89		(3,169.91)
Cash and cash equivalents at the beginning of the year	12	2,656.62		5,826.53
Cash and cash equivalents at the end of the year	12	6,986.51		2,656.62

The above Statement of Cash Flows should be read in conjunction with the accompanying notes

1-57

This is the Statement of Cash Flows referred to in our report of even date

For Price Waterhouse & Co Chartered Accountants LLP
 Firm Registration Number: 304026E/E-300009

Piyush Sonthalia
 Partner
 Membership No. : 062447

For and on behalf of the Board of Directors

Prabhat Kumar
 Chairman
 DIN: 08263070

Jyoti Srivastava
 Company Secretary

Subhra Sengupta
 Chief Financial Officer

Jagjit Singh
 Managing Director
 DIN: 11080172
 Date: 21 April 2026
 Place: Kolkata

Date: 21 April 2026
 Place: Kolkata

TATA STEEL DOWNSTREAM PRODUCTS LIMITED
Statement of Changes in Equity for the year ended March 31, 2026



(A) **Equity Share Capital (Refer Note 14)**

	As at March 31, 2026 Rs. In lakhs	As at March 31, 2025 Rs. In lakhs
Opening balance	24,303.97	24,303.97
Changes during the Year	-	-
Closing balance	24,303.97	24,303.97


(B) **Other equity (Refer Note 15)**


	Reserves and Surplus			Total Rs. In lakhs
	General Reserve Rs. In lakhs	Securities premium Rs. In lakhs	Retained Earnings Rs. In lakhs	
Balance as on April 01, 2024	373.77	2,08,081.57	1,16,733.96	3,25,189.30
Profit for the year	-	-	21,480.02	21,480.02
Other Comprehensive Income for the year, net of income tax	-	-	963.45	963.45
Interim Dividend paid	-	-	(10,000.00)	(10,000.00)
Balance as on March 31, 2025	373.77	2,08,081.57	1,29,177.43	3,37,632.77
Balance as on April 01, 2025	373.77	2,08,081.57	1,29,177.43	3,37,632.77
Loss for the year	-	-	(5,719.80)	(5,719.80)
Other Comprehensive Income for the year, net of income tax	-	-	256.47	256.47
Interim Dividend paid	-	-	(15,000.00)	(15,000.00)
Balance as on March 31, 2026	373.77	2,08,081.57	1,08,714.10	3,17,169.44

The above Statement of Changes in Equity should be read in conjunction with the accompanying notes 1-57
This is the Statement of Changes in Equity referred to in our report of even date


For Price Waterhouse & Co Chartered Accountants LLP
 Firm Registration Number: 304026E/E-300009


For and on behalf of the Board of Directors


Piyush Sonthalia
 Partner
 Membership No. : 062447


Prabhat Kumar
 Chairman
 DIN: 08263070


Jyoti Srivastava
 Company Secretary


Subhra Sengupta
 Chief Financial Officer


Jagjit Singh
 Managing Director
 DIN: 11080172
 Date: 21 April 2026
 Place: Kolkata

Date: 21 April 2026
 Place: Kolkata

TATA STEEL DOWNSTREAM PRODUCTS LIMITED**Notes to financial statements for the year ended March 31, 2026****Note 1: General information and material accounting policies****A. General information**

Tata Steel Downstream Products Limited ('TSDPL' or 'the Company') is a public limited company incorporated in India with its registered office at Tata Centre, 43, Chowringhee Road, Kolkata - 700071, West Bengal, India.

The Company is engaged in the business of production/manufacture of processed coils and sheets including corrugation of processed sheets and complex fabrication of plates and manufacture of components for heavy earth moving equipment and small car segment.

The functional and presentation currency of the Company is Indian Rupees (Rs.) which is the currency of the primary economic environment in which the Company operates. All financial information presented in Indian rupees has been rounded to the nearest lakhs except share and per share data.

The financial statements were approved and authorised for issue in accordance with the resolution of the Company's Board of Directors in their meeting held on April 21, 2026.

The Company is a 100% subsidiary of Tata Steel Limited.

B. Material accounting policies**(1) Statement of compliance**

The financial statements ('the financial statements') for the year ended 31 March 2026 comply in all material aspects with the Indian Accounting Standards (Ind AS) notified under Section 133 of the Companies Act, 2013 (the Act) [Companies (Indian Accounting Standards) Rules, 2015] and other relevant provisions of the Act.

The accounting policies adopted are consistent with those of the previous financial year.

(2) Basis of preparation and presentation

- a) The financial statements have been prepared on the historical cost basis except for certain financial assets and liabilities (including derivative instruments) that are measured at fair values at the end of each reporting year and defined benefit plans – plan assets measured at fair value, as explained in the accounting policies below.

Historical cost is generally based on the fair value of the consideration given in exchange for goods and services.

Fair value is the price that would be received to sell an asset or paid to transfer a liability in an orderly transaction between market participants at the measurement date, regardless of whether that price is directly observable or estimated using another valuation technique. In estimating the fair value of an asset or a liability, the Company takes into account the characteristics of the asset or liability if market participants would take those characteristics into account when pricing the asset or liability at the measurement date. Fair value for measurement and/or disclosure purposes in these financial statements is determined on such a basis except for measurements that have some similarities to fair value but are not fair value, such as net realisable value in Ind AS 2 or value in use in Ind AS 36.



TATA STEEL DOWNSTREAM PRODUCTS LIMITED**Notes to financial statements for the year ended March 31, 2026**

In addition, for financial reporting purposes, fair value measurements are categorised into Level 1, 2, or 3 based on the degree to which the inputs to the fair value measurements are observable and the significance of the inputs to the fair value measurement in its entirety, which are described as follows:

- Level 1 inputs are quoted prices (unadjusted) in active markets for identical assets or liabilities that the entity can access at the measurement date;
- Level 2 inputs are inputs, other than quoted prices included within Level 1, that are observable for the asset or liability, either directly or indirectly; and
- Level 3 inputs are unobservable inputs for the asset or liability.

b) Current Versus Non-Current Classification

The Company presents assets and liabilities in the Balance Sheet based on current/non-current classification.

An asset is classified as current when it is:

- expected to be realised or intended to be sold or consumed in the normal operating cycle,
- held primarily for the purpose of trading,
- expected to be realised within twelve months after the reporting period, or
- cash or cash equivalents unless restricted from being exchanged or used to settle a liability for at least twelve months after the reporting year.

All other assets are classified as non-current.

A liability is classified as current when:

- it is expected to be settled in the normal operating cycle,
- it is held primarily for the purpose of trading,
- it is due to be settled within twelve months after the reporting year, or
- there is no right at the end of the reporting year to defer settlement of the liability for at least twelve months after the reporting year.

All other liabilities are classified as non-current.

Deferred tax assets and liabilities are classified as non-current.

(3) Use of estimates and critical accounting judgments

In preparation of the financial statements, the Company makes judgments, estimates and assumptions about the carrying amounts of assets and liabilities that are not readily apparent from other sources. The estimates and the associated assumptions are based on historical experience and other factors that are considered to be relevant. Actual results may differ from these estimates.

The estimates and the underlying assumptions are reviewed on an ongoing basis. Revisions to accounting estimates are recognised in the year in which the estimate is revised and future years affected.

Significant judgments and estimates are included in the following notes:

- Useful life of property, plant and equipment: Refer notes 1B (5), 1B (6) and 2
- Recoverable value of investments in joint ventures and associates: Refer note 1B (20) and 5.
- Provision for employee benefits: Refer note 1B (10) and 20.
- Contingent liabilities: Refer notes 1B (14) and 34.
- Loss allowance for expected credit losses: Refer notes 1B (9), 1B (22) and 11.



TATA STEEL DOWNSTREAM PRODUCTS LIMITED**Notes to financial statements for the year ended March 31, 2026****(4) Intangible assets****Intangible assets acquired separately**

Intangible assets with finite useful lives that are acquired separately are carried at cost less accumulated amortisation and accumulated impairment losses. Amortisation is recognised on a straight-line basis over their estimated useful lives. The estimated useful life and amortisation method are reviewed at the end of each reporting year, with the effect of any changes in estimate being accounted for on a prospective basis. Intangible assets with indefinite useful lives that are acquired separately are carried at cost less accumulated impairment losses.

Derecognition of intangible assets

An intangible asset is derecognised on disposal, or when no future economic benefits are expected from use or disposal. Gains or losses arising from derecognition of an intangible asset, measured as the difference between the net disposal proceeds and the carrying amount of the asset, are recognised in profit or loss when the asset is derecognised.

Useful lives of intangible assets

Estimated useful life of software is 5 years.

(5) Property, plant and equipment

An item of property, plant and equipment is recognised as an asset if it is probable that future economic benefits associated with the item will flow to the Company and its cost can be measured reliably. This recognition principle is applied to the costs incurred initially to acquire an item of property, plant and equipment and also to costs incurred subsequently to add to, replace part of, or service it. All other repair and maintenance costs, including regular servicing, are recognised in the Statement of Profit and Loss as incurred. When a replacement occurs, the carrying amount of the replaced part is derecognised. Where a property, plant and equipment comprise major components having different useful lives, these components are accounted for as separate items.

Freehold land is carried at cost. All other items of Property, plant and equipment are stated at cost, less accumulated depreciation and impairment. Cost includes all direct costs and expenditures incurred to bring the asset to its working condition and location for its intended use. Trial run expenses (net of revenue) are capitalised. Borrowing costs during the year of construction is added to the cost of eligible property, plant and equipment.

An item of property, plant and equipment is derecognised upon disposal or when no future economic benefits are expected to arise from the continued use of the asset. Any gain or loss arising on the disposal or retirement of an item of property, plant and equipment is determined as the difference between the sales proceeds and the carrying amount of the asset and is recognised in profit or loss.

The gain or loss arising on disposal of an asset is determined as the difference between the sale proceeds and the carrying amount of the asset and is recognised in the Statement of Profit and Loss.

(6) Depreciation and amortisation of property, plant and equipment and intangible assets

Depreciation amount for assets is the cost of an asset, or other amount substituted for cost less its estimates residual value.

Depreciation on Property, plant and equipment is provided on straight-line method over the remaining useful life of assets as per the useful life prescribed in Schedule II to the Companies Act, 2013 except in



TATA STEEL DOWNSTREAM PRODUCTS LIMITED**Notes to financial statements for the year ended March 31, 2026**

respect of certain categories of the assets, in whose case the life of the assets have been assessed after taking into account the nature of the asset, the estimated usage of the asset, the operating conditions of the asset, past history of replacement, anticipated technological changes, etc.

The details of estimated useful life for each category of assets are as under:

SI. No.	Category of assets	Useful life
a)	Factory building	30 years
b)	Building (others)	30 to 60 years
c)	Roads and pathways	10 to 20 years
d)	Plant and equipment	6 to 20 years
e)	Electrical installations	5 to 20 years
f)	Furniture and fixtures	10 years
g)	Office equipment	5 to 15 years
h)	Vehicles	5 years
i)	Computer	5 years

Leasehold improvements are depreciated over the shorter of their useful life or the lease term, unless the entity expects to use the assets beyond the lease term.

Useful life of class of assets has been determined based on independent technical valuation carried out by independent valuers which management believes best represent the year over which the assets are expected to be used.

(7) Impairment of tangible and intangible assets

At the end of each reporting year, the Company reviews the carrying amounts of its property, plant and equipment and intangible assets to determine whether there is any indication that the carrying amount of those assets may not be recoverable through continuing use. If any such indication exists, the recoverable amount of the asset is reviewed in order to determine the extent of impairment loss (if any). Where the asset does not generate cash flows that are independent from other assets, the Company estimates the recoverable amount of the cash generating unit to which the asset belongs. Intangible assets with an indefinite useful life are tested for impairment annually and whenever there is an indication that the asset may be impaired.

Recoverable amount is the higher of fair value less costs to sell and value in use. In assessing value in use, the estimated future cash flows are discounted to their present value using a pre-tax discount rate that reflects current market assessments of the time value of money and the risks specific to the asset for which the estimates of future cash flows have not been adjusted. An impairment loss is recognised in the Statement of Profit and Loss as and when the carrying amount of an asset exceeds its recoverable amount.

Where an impairment loss subsequently reverses, the carrying amount of the asset (or cash generating unit) is increased to the revised estimate of its recoverable amount, but so that the increased carrying amount does not exceed the carrying amount that would have been determined had no impairment loss been recognised for the asset (or cash generating unit) in prior years. A reversal of an impairment loss is recognised as income immediately.

(8) Leases

The Company determines whether an arrangement contains a lease by assessing whether the fulfillment of a transaction is dependent on the use of a specific asset and whether the transaction conveys the right to use that asset to the Company in return for payment. Where this occurs, the arrangement is deemed to include a lease.



TATA STEEL DOWNSTREAM PRODUCTS LIMITED**Notes to financial statements for the year ended March 31, 2026****The Company as a lessee**

Leases are recognized as a right-of-use asset and a corresponding liability at the date at which the leased asset is available for use by the Company. Contracts may contain both lease and non-lease component. The Company allocates the consideration in the contract to the lease and non-lease components based on their relative stand-alone prices.

Assets and liabilities arising from a lease are initially measured on a present value basis. Lease liabilities include the net present value of the following lease payments:

- Fixed payments (including in-substance fixed payments), less any lease incentives receivable
- Variable lease payment that are based on an index or a rate, initially measured using the index or rate as at the commencement date
- Amounts expected to be paid by the Company under residual value guarantees
- The exercise price of a purchase option if the Company is reasonably certain to exercise that option, and
- Payments of penalties for terminating the lease, if the lease term reflects the Company exercising that option.

Lease payments to be made under reasonably certain extension options are also included in the measurement of the liability. The lease payments are discounted using the interest rate implicit in the lease. If that rate cannot be readily determined, which is generally the case for leases in the Company, the lessee's incremental borrowing rate is used, being the rate that the individual lessee would have to pay to borrow the funds necessary to obtain an asset of similar value to the right-of-use asset in an economic environment with similar terms, security and conditions.

To determine the incremental borrowing rate, the Company:

- Where possible, uses recent third-party financing received by the individual lessee as a starting point, adjusted to reflect changes in financing conditions since third party financing was received.
- Use a build-up approach that starts with a risk-free interest rate adjusted for credit risk for leases held by the Company, which does not have recent third-party financing, and
- Makes adjustments specific to the lease, e.g. term, country, currency and security.

The Company is exposed to potential future increases in variable lease payments based on an index or rate take effect, the lease liability is reassessed and adjusted against the right-of-use asset.

Lease payments are allocated between principal and finance cost. The finance cost is charged to profit & loss over the lease period so as to produce a constant periodic rate of interest on the remaining balance of the liability for each year.

Variable lease payments that depends on sale are recognized in profit or loss in the year in which the condition that triggers those payment occurs.

An entity shall determine the lease term as the non-cancellable period of a lease, together with both:

(a) periods covered by an option to extend the lease if the lessee is reasonably certain to exercise that option; and

(b) periods covered by an option to terminate the lease if the lessee is reasonably certain not to exercise that option.

Right-of-use assets are measured at cost comprising the following

- The amount of initial measurement of lease liability
- Any lease payments made at or before the commencement date less any lease incentives received
- Any initial direct costs, and
- Restoration cost.



TATA STEEL DOWNSTREAM PRODUCTS LIMITED**Notes to financial statements for the year ended March 31, 2026**

Right-of-use assets are generally depreciated over the shorter of the asset's useful life and the lease term on a straight-line basis. If the Company is reasonably certain to exercise a purchase option, the right-of-use asset is depreciated over the underlying asset's useful life.

Payments associated with short-term leases of equipment and all leases of low-value assets are recognized on a straight-line basis as an expense in the Statement of Profit and Loss. Short-term leases are leases with lease term of 12 months or less. Low-value asset comprises IT equipment and small items of office furniture.

The Company as lessor

Lease income from operating leases where the Company is a lessor is recognised as income on a straight-line basis over the lease term. Initial direct costs incurred in obtaining an operating lease are added to the carrying amount of the underlying asset and recognised as expense over the lease term on the same basis as lease income. The respective leased assets are included in the balance sheet based on their nature.

(9) Financial instruments

Financial assets and financial liabilities are recognised when a Company becomes a party to the contractual provisions of the instruments.

Financial assets and financial liabilities are initially measured at fair value. Transaction costs that are directly attributable to the acquisition or issue of financial assets and financial liabilities (other than financial assets and financial liabilities at fair value through profit or loss) are added to or deducted from the fair value of the financial assets or financial liabilities, as appropriate, on initial recognition. Transaction costs directly attributable to the acquisition of financial assets or financial liabilities at fair value through profit or loss are recognised immediately in profit or loss. However, trade receivables that do not contain a significant financing component are measured at transaction price.

a) Financial assets

All regular purchases or sales of financial assets are recognised and derecognised on a trade date basis. Regular way purchases or sales are purchases or sales of financial assets that require delivery of assets within the time frame established by regulation or convention in the marketplace.

All recognised financial assets are subsequently measured in their entirety at either amortised cost or fair value, depending on the classification of the financial assets.


Effective interest method

The effective interest method is a method of calculating the amortised cost of a debt instrument and of allocating interest income over the relevant period. The effective interest rate is the rate that exactly discounts estimated future cash receipts (including all fees and points paid or received that form an integral part of the effective interest rate, transaction costs and other premiums or discounts) through the expected life of the debt instrument, or, where appropriate, a shorter period to the gross carrying amount on initial recognition.

Income is recognised on an effective interest basis for debt instruments other than those financial assets classified as at FVTPL. Interest income is recognised in profit or loss and is included in the "Other income" line item.

Financial assets at fair value through other comprehensive income (FVTOCI)

A financial asset is subsequently measured at fair value through other comprehensive income if it is held within a business model whose objective is achieved by both collecting contractual cash flows and selling



TATA STEEL DOWNSTREAM PRODUCTS LIMITED**Notes to financial statements for the year ended March 31, 2026**

financial assets and the contractual terms of the financial asset give rise on specified dates to cash flows that are solely payments of principal and interest on the principal amount outstanding.

The Company has made an irrevocable election for its investments which are classified as equity instruments to present the subsequent changes in fair value in other comprehensive income based on its business model. Further, in cases where the Company has made an irrevocable election based on its business model, for its investments which are classified as equity instruments, the subsequent changes in fair value are recognised in other comprehensive income.

Financial assets at fair value through profit or loss (FVTPL)

Investments in equity instruments (other than investments in joint ventures and associates) are classified as at FVTPL, unless the Company irrevocably elects on initial recognition to present subsequent changes in fair value in other comprehensive income for investments in equity instruments which are not held for trading.

Debt instruments that do not meet the amortised cost criteria or FVTOCI criteria (see above) are measured at FVTPL. In addition, debt instruments that meet the amortised cost criteria or the FVTOCI criteria but are designated as at FVTPL are measured at FVTPL.

A financial asset that meets the amortised cost criteria or debt instruments that meet the FVTOCI criteria may be designated as at FVTPL upon initial recognition if such designation eliminates or significantly reduces a measurement or recognition inconsistency that would arise from measuring assets or liabilities or recognising the gains and losses on them on different bases. The Company has not designated any debt instrument as at FVTPL.

Financial assets at FVTPL are measured at fair value at the end of each year, with any gains or losses arising on remeasurement recognised in profit or loss. The net gain or loss recognised in profit or loss incorporates any dividend or interest earned on the financial asset and is included in the 'Other income' line item. Dividend on financial assets at FVTPL is recognised when the Company's right to receive the dividends is established, it is probable that the economic benefits associated with the dividend will flow to the entity, the dividend does not represent a recovery of part of cost of the investment and the amount of dividend can be measured reliably.

Impairment of financial assets

The Company applies the expected credit loss model for recognising impairment loss on financial assets measured at amortised cost, debt instruments at FVTOCI, lease receivables, trade receivables, other contractual rights to receive cash or other financial asset, and financial guarantees not designated as at FVTPL.

Expected credit losses are the weighted average of credit losses with the respective risks of default occurring as the weights. Credit loss is the difference between all contractual cash flows that are due to the Company in accordance with the contract and all the cash flows that the Company expects to receive (i.e. all cash shortfalls), discounted at the original effective interest rate (or credit -adjusted effective interest rate for purchased or originated credit-impaired financial assets). The Company estimates cash flows by considering all contractual terms of the financial instrument (for example, prepayment, extension, call and similar options) through the expected life of that financial instrument.

The Company measures the loss allowance for a financial instrument at an amount equal to the lifetime expected credit losses if the credit risk on that financial instrument has increased significantly since initial recognition. If the credit risk on a financial instrument has not increased significantly since initial recognition, the Company measures the loss allowance for that financial instrument at an amount equal to 12-month expected credit losses. 12-month expected credit losses are a portion of the life-time



TATA STEEL DOWNSTREAM PRODUCTS LIMITED**Notes to financial statements for the year ended March 31, 2026**

expected credit losses and represent the lifetime cash shortfalls that will result if default occurs within the 12 months after the reporting date and thus, are not cash shortfalls that are predicted over the next 12 months.

If the Company measured loss allowance for a financial instrument at lifetime expected credit loss model in the previous year, but determines at the end of a reporting year that the credit risk has not increased significantly since initial recognition due to improvement in credit quality as compared to the previous year, the Company again measures the loss allowance based on 12-month expected credit losses.

When making the assessment of whether there has been a significant increase in credit risk since initial recognition, the Company uses the change in the risk of a default occurring over the expected life of the financial instrument instead of the change in the amount of expected credit losses. To make that assessment, the Company compares the risk of a default occurring on the financial instrument as at the reporting date with the risk of a default occurring on the financial instrument as at the date of initial recognition and considers reasonable and supportable information, that is available without undue cost or effort, that is indicative of significant increases in credit risk since initial recognition.

For trade receivables or any contractual right to receive cash or another financial asset that result from transactions that are within the scope of Ind AS 115 "Revenue from contracts with customers", the Company always measures the loss allowance at an amount equal to lifetime expected credit losses.

Further, for the purpose of measuring lifetime expected credit loss allowance for trade receivables, the Company has used a practical expedient as permitted under Ind AS 109 "Financial Instruments" taking into account historical credit loss experience and adjustment for forward-looking information.

The impairment requirements for the recognition and measurement of a loss allowance are equally applied to debt instruments at FVTOCI except that the loss allowance is recognised in other comprehensive income and is not reduced from the carrying amount in the balance sheet.

Derecognition of financial assets

The Company derecognises a financial asset when the contractual rights to the cash flows from the asset expire, or when it transfers the financial asset and substantially all the risks and rewards of ownership of the asset to another party. If the Company neither transfers nor retains substantially all the risks and rewards of ownership and continues to control the transferred asset, the Company recognises its retained interest in the asset and an associated liability for amounts it may have to pay. If the Company retains substantially all the risks and rewards of ownership of a transferred financial asset, the Company continues to recognise the financial asset and also recognises a collateralised borrowing for the proceeds received.

On derecognition of a financial asset in its entirety, the difference between the asset's carrying amount and the sum of the consideration received and receivable and the cumulative gain or loss that had been recognised in other comprehensive income and accumulated in equity is recognised in profit or loss if such gain or loss would have otherwise been recognised in profit or loss on disposal of that financial asset.

On derecognition of a financial asset other than in its entirety (e.g. when the Company retains an option to repurchase part of a transferred asset), the Company allocates the previous carrying amount of the financial asset between the part it continues to recognise under continuing involvement and the part it no longer recognises on the basis of the relative fair values of those parts on the date of the transfer. The difference between the carrying amount allocated to the part that is no longer recognised and the sum of the consideration received for the part no longer recognised and any cumulative gain or loss allocated to it that had been recognised in other comprehensive income is recognised in profit or loss if such gain or loss would have otherwise been recognised in profit or loss on disposal of that financial asset. A



TATA STEEL DOWNSTREAM PRODUCTS LIMITED**Notes to financial statements for the year ended March 31, 2026**

cumulative gain or loss that had been recognised in other comprehensive income is allocated between the part that continues to be recognised and the part that is no longer recognised on the basis of the relative fair values of those parts.

Foreign exchange gains or losses

The fair value of financial assets denominated in a foreign currency is determined in that foreign currency and translated at the spot rate at the end of each reporting year.

For foreign currency denominated financial assets measured at amortised cost and FVTPL, the exchange differences are recognised in profit or loss except for those which are designated as hedging instruments in a hedging relationship.

Changes in the carrying amount of investments in equity instruments at FVTOCI relating to changes in foreign currency rates are recognised in other comprehensive income.

For the purposes of recognising foreign exchange gains and losses, FVTOCI debt instruments are treated as financial assets measured at amortised cost. Thus, the exchange differences on the amortised cost are recognised in profit or loss and other changes in the fair value of FVTOCI financial assets are recognised in other comprehensive income.

b) Financial liabilities and equity instruments**Equity instruments**

An equity instrument is any contract that evidences a residual interest in the assets of the Company after deducting all of its liabilities. Equity instruments are recorded at the proceeds received, net of direct issue costs.

Financial Liabilities

Trade and other payables are initially measured at fair value, net of transaction costs, and are subsequently measured at amortised cost, using the effective interest rate method.

These amounts represent unsecured liabilities for goods and services provided to the Company prior to the end of the financial year which are unpaid. Trade and other payables are presented as current liabilities unless payment is not due within 12 months after the reporting period.

Interest-bearing bank loans and overdrafts are initially measured at fair value and are subsequently measured at amortised cost using the effective interest rate method. Any difference between the proceeds (net of transaction costs) and the settlement or redemption of borrowings is recognised over the term of the borrowings in accordance with the Company's accounting policy for borrowing costs.

Derecognition of financial liabilities

The Company derecognises financial liabilities when, and only when, the Company's obligations are discharged, cancelled or they expire.

Foreign exchange gains and losses

For financial liabilities that are denominated in a foreign currency and are measured at amortised cost at the end of each year, the foreign exchange gains and losses are determined based on the amortised cost of the instruments and are recognised in 'Other income'.

The fair value of financial liabilities denominated in a foreign currency is determined in that foreign currency and translated at the spot rate at the end of the year. For financial liabilities that are measured



TATA STEEL DOWNSTREAM PRODUCTS LIMITED**Notes to financial statements for the year ended March 31, 2026**

as at FVTPL, the foreign exchange component forms part of the fair value gain or losses and is recognised in the Statement of Profit and Loss.

Derivative financial instruments

In the ordinary course of business, the Company uses certain derivative financial instruments to reduce business risks which arise from its exposure to foreign exchange and interest rate fluctuations. The instruments are confined principally to forward foreign exchange contracts, cross currency swaps and interest rate swaps. The instruments are employed as hedges of transactions included in the accounts or for highly probable forecast transactions/ firm contractual commitments. These derivatives contracts do not generally extend beyond 12 months, except for certain interest rate swaps and cross currency interest rate swaps.

Derivatives are initially accounted for and measured at fair value from the date the derivative contract is entered into and are subsequently re-measured to their fair value at the end of each year. The fair value for forward currency contracts, interest rate swaps are marked to market at the end of each year. Changes in the fair value of derivatives are recognised in the Statement of Profit and Loss as they arise.

(10) Employee benefits**Defined contribution plans**

Payments to defined contribution plans are charged as an expense as they fall due. Payments made to state managed retirement benefit schemes are dealt with as payments to defined contribution schemes where the Company's obligations under the schemes are equivalent to those arising in a defined contribution retirement benefit scheme.

Defined benefit plans

For defined benefit retirement schemes, the cost of providing benefits is determined using the Projected Unit Credit Method, with actuarial valuation being carried out at each balance sheet date. Re-measurement gains and losses of the net defined benefit liability/ (asset) are recognised immediately in other comprehensive income. The service cost, net interest on the net defined benefit liability/ (asset) is treated as a net expense within employment costs.

Past service cost is recognised as an expense when the plan amendment or curtailment occurs or when any related restructuring costs or termination benefits are recognised, whichever is earlier.

The retirement benefit obligation recognised in the balance sheet represents the present value of the defined-benefit obligation as reduced by the fair value plan assets.

Compensated absences

Compensated absences which are not expected to occur within twelve months after the end of the year in which the employee renders the related service are recognised based on actuarial valuation at the present value of the obligation as on the reporting date.

Short-term and other long-term employee benefits

The liability is recognised for benefits accruing to employee with respect of wages and salaries in the year the related service is rendered at the undiscounted amount of the benefits expected to be paid in exchange for that service.

Liabilities recognised in respect of short-term employee benefits are measured at the undiscounted amount of the benefits expected to be paid in exchange for the related service.



TATA STEEL DOWNSTREAM PRODUCTS LIMITED**Notes to financial statements for the year ended March 31, 2026**

Liabilities recognised in respect of other long-term employee benefits are measured at the present value of the estimated future cash outflows expected to be made by the Company in respect of services provided by employees up to the reporting date.

Termination Benefits

Termination benefits are payable when employment is terminated by the Company before the normal retirement date, or when an employee accepts voluntary redundancy in exchange for these benefits. The Company recognises termination benefits at the earlier of the following dates: (a) when the Company can no longer withdraw the offer of those benefits; and (b) when the entity recognises costs for a restructuring that is within the scope of Ind AS 37 and involves the payment of terminations benefits. In the case of an offer made to encourage voluntary redundancy, the termination benefits are measured based on the number of employees expected to accept the offer. Benefits falling due more than 12 months after the end of the reporting period are discounted to present value.

(11) Taxation

Tax expense for the year comprises current and deferred tax.

The tax currently payable is based on taxable profit for the year. Taxable profit differs from net profit as reported in the Statement of Profit and Loss because it excludes items of income or expense that are taxable or deductible in other years and it further excludes items that are never taxable or deductible. The Company's liability for current tax is calculated using tax rates and tax laws that have been enacted.

Deferred tax is the tax expected to be payable or recoverable on differences between the carrying amounts of assets and liabilities in the financial statements and the corresponding tax bases used in the computation of taxable profit, and is accounted for using the balance sheet liability method. Deferred tax liabilities are generally recognised for all taxable temporary differences. In contrast, deferred tax assets are only recognised to the extent that it is probable that future taxable profits will be available against which the temporary differences can be utilized.

The carrying amount of deferred tax assets is reviewed at the end of each year and reduced to the extent that it is no longer probable that sufficient taxable profits will be available to allow all or part of the asset to be recovered.

Deferred tax is calculated at the tax rates that are expected to apply in the year when the liability is settled, or the asset is realised based on the tax rates and tax laws that have been enacted or substantially enacted by the end of the year. The measurement of deferred tax liabilities and assets reflects the tax consequences that would follow from the manner in which the Company expects, at the end of the year, to cover or settle the carrying amount of its assets and liabilities.

Deferred tax assets and liabilities are offset to the extent that they relate to taxes levied by the same tax authority, and they are in the same taxable entity. Current tax assets and tax liabilities are offset where the entity has a legally enforceable right to offset and intends either to settle on a net basis, or to realise the asset and settle the liability simultaneously.

Deferred tax assets are not recognised for temporary differences between the carrying amount and tax bases of investments in subsidiaries where it is not probable that the differences will reverse in the foreseeable future and taxable profit will not be available against which the temporary difference can be utilised.

Deferred tax liabilities are not recognised for temporary differences between the carrying amount and tax bases of investments in subsidiaries where the Company is able to control the timing of the reversal of the temporary differences and it is probable that the differences will not reverse in the foreseeable future.

Current and deferred tax are recognised as an expense or income in the Statement of Profit and Loss, except when they relate to items credited or debited either in other comprehensive income or directly in equity, in which case the tax is also recognised in other comprehensive income or directly in equity.



TATA STEEL DOWNSTREAM PRODUCTS LIMITED**Notes to financial statements for the year ended March 31, 2026****(12) Inventories**

Inventories are stated at the lower of cost and net realisable value. Costs comprise direct materials and, where applicable, direct labour costs and those overheads that have been incurred in bringing the inventories to their present location and condition. Net realisable value is the price at which the inventories can be realised in the normal course of business after allowing for the cost of conversion from their existing state to a finished condition and for the cost of marketing, selling and distribution.

Stores and spares are valued at lower of cost (comprising of purchase price, freight and handling, non-refundable taxes and duties and other directly attributable costs) and net realizable value.

Cost of inventories are generally ascertained on the "weighted average" basis.

Provisions are made to cover slow moving and obsolete items based on historical experience of utilisation on a product category basis.

(13) Cash and cash equivalents

For the purpose of presentation in the statement of cash flows, cash and cash equivalents includes cash on hand, deposits held at call with financial institutions, other short-term, highly liquid investments with original maturities of three months or less that are readily convertible to known amounts of cash and which are subject to an insignificant risk of changes in value, and bank overdrafts. Bank overdrafts are shown within borrowings in current liabilities in the balance sheet.

(14) Provisions

Provisions are recognised in the balance sheet when the Company has a present obligation (legal or constructive) as a result of a past event, which is expected to result in an outflow of resources embodying economic benefits which can be reliably estimated. Each provision is based on the best estimate of the expenditure required to settle the present obligation at the balance sheet date. When appropriate, provisions are measured on a discounted basis. The discount rate used to determine the present value is a pre-tax rate that reflects current market assessments of the time value of money and the risks specific to the liability. The increase in provision due to the passage of time is recognised as interest expense.

Constructive obligation is an obligation that derives from an entity's actions where:

- (a) by an established pattern of past practice, published policies or a sufficiently specific current statement, the entity has indicated to other parties that it will accept certain responsibilities; and
- (b) as a result, the entity has created a valid expectation on the part of those other parties that it will discharge those responsibilities.

When some or all of the economic benefits required to settle a provision are expected to be recovered from a third party, a receivable is recognised as an asset if it is virtually certain that reimbursement will be received and the amount of the receivable can be measured reliably.

Contingent liabilities are not recognised but are disclosed in the notes.

(15) Government grants

Government grants related to expenditure on property, plant and equipment are credited to the Statement of Profit and Loss over the useful lives of qualifying assets. Total grants received less the amounts credited to the Statement of Profit and Loss at the balance sheet date are included in the balance sheet as deferred income.

Government loan received in form of interest free financial assistance, to be repaid after a specified year, is initially recognised at its fair value which is the discounted amount of the loan computed using the



TATA STEEL DOWNSTREAM PRODUCTS LIMITED**Notes to financial statements for the year ended March 31, 2026**

market rate of interest for a similar loan where there is a reasonable assurance that the grant will be received, and the Company will comply with all attached conditions.

The difference between the nominal value of loan and its fair value is recognised as government grant. The grant is recognised in profit and loss on a systematic basis over the periods in which the Company recognises as expenses the related costs for which the grant is intended to compensate.

(16) Revenue

Revenue towards satisfaction of a performance obligation is measured at the amount of transaction price (net of variable consideration, if any) allocated to that performance obligation. The transaction price of goods sold and services rendered is net of discounts and taxes and duties collected on behalf of the government, taking into account the contractually defined terms.

Sale of goods

The Company is in the business of production/manufacture of processed coils and sheets including corrugation of processed sheets and complex fabrication of plates and manufacture of components for heavy earth moving equipment and small car segment. Revenue from sale of goods are recognised when control of the products has transferred, being when the products are delivered to the customer. Delivery occurs when the products have been shipped or delivered to the specific location as the case may be, the risks of obsolescence and loss have been transferred, and either the customer has accepted the products in accordance with the sales contract, or the Company has objective evidence that all criteria for acceptance have been satisfied.

No element of financing is deemed present as the sales are made with a credit term which is consistent with market practice for the industry.

A receivable is recognised when the goods are delivered as this is the point in time that the consideration is unconditional because only the passage of time is required before the payment is due.

The Company does not have any contracts where the period between the transfer of the promised goods or services to the customer and payment by the customer exceeds one year. As a consequence, the Company does not adjust any of the transaction prices for the time value of money.

Sale of services

Income from services is accounted over the year of rendering of services. No revenue is recognized if there are significant uncertainties regarding recovery of the amount due and associated costs.

Interest income

Interest income from a financial asset is recognised when it is probable that the economic benefits will flow to the Company and the amount of income can be measured reliably. Interest income is accrued on a time basis, by reference to the principal outstanding and the effective interest rate applicable which is the rate exactly discounts estimated future cash receipts through the expected life of the financial asset to that asset's net carrying amount on initial recognition.

Dividend income

Dividend income from investments is recognised when the shareholder's rights to receive payment have been established.

(17) Foreign currency transactions and translation

In preparing the financial statements of the Company, transactions in currencies other than the entity's functional currency (foreign currencies) are recognised at the rates of exchange prevailing at the dates of the transactions. At the end of each reporting year, monetary items denominated in foreign currencies



TATA STEEL DOWNSTREAM PRODUCTS LIMITED**Notes to financial statements for the year ended March 31, 2026**

are retranslated at the rates prevailing at the end of the reporting year. Non-monetary items carried at fair value that are denominated in foreign currencies are retranslated at the rates prevailing on the date when the fair value was determined. Non-monetary items that are measured in terms of historical cost in a foreign currency are not translated.

Exchange differences arising on translation of long term foreign currency monetary items recognised in the financial statements before the beginning of the first Ind AS 21 "The Effect of Change in Foreign Exchange Rate" financial reporting year are recognised directly in equity or added/deducted from the cost of assets as the case may be.

Exchange differences arising on the settlement of monetary items, and on retranslation of monetary items are included in the Statement of Profit and Loss for the reporting year. Exchange differences arising on translation of non-monetary items carried at fair value through profit and loss are recognised in Statement of Profit and Loss for the year as part of the fair value gain or loss and translation differences arising on non-monetary items classified as FVOCI are recognised directly in other comprehensive income.

(18) Borrowing Costs

Borrowings costs directly attributable to the acquisition, construction or production of qualifying assets, which are assets that necessarily take a substantial year of time to get ready for their intended use or sale are added to the cost of those assets, until such time as the assets are substantially ready for the intended use or sale.

Investment income earned on the temporary investment of specific borrowings pending their expenditure on qualifying assets is deducted from the borrowing costs eligible for capitalisation.

All other borrowing costs are recognised in the Statement of Profit and Loss in the year in which they are incurred.

(19) Earnings per share

Basic earnings per share is computed by dividing profit or loss attributable to equity shareholders by the weighted average number of equity shares outstanding during the year. The Company did not have any potentially dilutive securities in any of the years presented.

(20) Investments in joint ventures and associates

Investments in joint ventures and associates are carried at cost less accumulated impairment losses, if any. Where an indication of impairment exists, the carrying amount of investment is assessed and an impairment provision is recognised, if required immediately to its recoverable amount.

On disposal of such investments, difference between the net disposal proceeds and carrying amount is recognised in the Statement of Profit and Loss.

(21) Segment Reporting

Operating segments are reported in a manner consistent with the internal reporting provided to the chief operating decision maker. See note 41 for segment information presented.

(22) Trade Receivables

Trade receivables are amounts due from customers for goods sold or services performed in the ordinary course of business and reflects Company's unconditional right to consideration (that is, payment is due only on the passage of time). Trade receivables are recognised initially at the transaction price as they do not contain significant financing components. The Company holds the trade receivables with the objective of collecting the contractual cash flows and therefore measures them subsequently at amortised cost using the effective interest method, less loss allowance.



TATA STEEL DOWNSTREAM PRODUCTS LIMITED**Notes to financial statements for the year ended March 31, 2026****(23) Offsetting financial instruments**

Financial assets and liabilities are offset and the net amount is reported in the balance sheet where there is a legally enforceable right to offset the recognised amounts and there is an intention to settle on a net basis or realise the asset and settle the liability simultaneously. The legally enforceable right must not be contingent on future events and must be enforceable in the normal course of business and in the event of default, insolvency or bankruptcy of the Company or the counterparty.

(24) Borrowings

Borrowings are initially recognised at fair value, net of transaction costs incurred. Borrowings are subsequently measured at amortised cost. Any difference between the proceeds (net of transaction costs) and the redemption amount is recognised in profit or loss over the period of the borrowings using the effective interest method.

Borrowings are removed from the balance sheet when the obligation specified in the contract is discharged, cancelled or expired. The difference between the carrying amount of a financial liability that has been extinguished or transferred to another party and the consideration paid, including any non-cash assets transferred or liabilities assumed, is recognised in profit or loss as other gains/(losses).

Borrowings are classified as current liabilities unless at the end of the reporting year, the Company has a right to defer settlement of the liability for at least 12 months after the reporting period. Where there is a breach of a material provision of a long-term loan arrangement on or before the end of the reporting period with the effect that the liability becomes payable on demand on the reporting date, the entity does not classify the liability as current, if the lender agreed, after the reporting period and before the approval of the financial statements for issue, not to demand payment as a consequence of the breach.

Covenants that the Company is required to comply with, on or before the end of the reporting period, are considered in classifying loan arrangements with covenants as current or non-current. Covenants that the Company is required to comply with after the reporting period do not affect the classification at the reporting date.

(25) Dividend

Provision is made for the amount of any dividend declared, being appropriately authorised and no longer at the discretion of the entity, on or before the end of the reporting period but not distributed at the end of the reporting period.


(26) Rounding off amounts

All amounts disclosed in the financial statements and notes have been rounded off to the nearest lakhs as per the requirement of Schedule III, unless otherwise stated.

(27) New and amended standards adopted by the Company

The Ministry of Corporate Affairs vide notification dated May 7, 2025 and August 13, 2025 notified the Companies (Indian Accounting Standards) Amendment Rules, 2025 and Companies (Indian Accounting Standards) Second Amendment Rules, 2025, respectively, which amended certain accounting standards (see below), and are effective for annual reporting periods beginning on or after April 1, 2025:

- Classification of Liabilities as Current or Non-current and Non-current Liabilities with Covenants – Amendments to Ind AS 1
- Supplier Finance Arrangements – Amendments to Ind AS 7 and Ind AS 107



TATA STEEL DOWNSTREAM PRODUCTS LIMITED**Notes to financial statements for the year ended March 31, 2026**

These amendments did not have any material impact on the amounts recognized in prior periods and are not expected to significantly affect the current or future periods.

(28) New standards or amendments not yet adopted

The Ministry of Corporate Affairs vide notification dated May 7, 2025 and August 13, 2025 notified the Companies (Indian Accounting Standards) Amendment Rules, 2025 and Companies (Indian Accounting Standards) Second Amendment Rules, 2025, respectively, which amended certain accounting standards (see below), and will take effect for reporting periods beginning on or after April 1, 2026:

- Classification of Liabilities as Current or Non-current and Non-current Liabilities with Covenants – Amendments to Ind AS 1

The Company does not expect this amendment to have an impact on its operations or financial statements.





TATA STEEL DOWNSTREAM PRODUCTS LIMITED
Notes annexed to and forming part of financial statements

NOTE 2 : PROPERTY, PLANT AND EQUIPMENT AND OTHER INTANGIBLE ASSETS

	Freehold land	Building	Plant and machinery	Electrical installations	Furniture and fixtures	Office equipment	Vehicles	Computers	Total tangible assets	Computer software	Total intangible assets	Total assets
Gross Block as at April 01, 2024	164.83	14,257.32	49,151.86	2,382.34	424.76	322.09	175.37	788.51	67,667.08	682.62	682.62	68,349.70
Additions during the year	-	3,962.33	11,917.89	337.78	33.50	18.22	17.68	78.52	16,365.92	350.13	350.13	16,716.05
Deductions during the year	-	-	313.67	8.13	-	-	71.92	1.17	393.89	-	-	393.89
Gross Block as at March 31, 2025	164.83	18,219.65	60,756.08	2,711.99	458.26	340.31	121.13	865.86	83,638.11	1,032.75	1,032.75	84,670.86
Additions during the year	-	2,320.46	16,288.61	411.36	59.45	221.29	-	85.91	19,385.08	145.56	145.56	19,530.64
Deductions during the year	-	-	73.96	-	-	-	-	16.38	90.34	-	-	90.34
Gross block as at March 31, 2026	164.83	20,540.11	76,966.73	3,123.35	517.71	563.60	121.13	935.39	1,02,932.85	1,178.31	1,178.31	1,04,111.16
Impairment as at April 01, 2024	-	-	274.39	0.61	-	0.03	-	-	275.03	-	-	275.03
Impairment as at March 31, 2025	-	-	274.39	0.61	-	0.03	-	-	275.03	-	-	275.03
Impairment as at March 31, 2026	-	-	274.39	0.61	-	0.03	-	-	275.03	-	-	275.03
Accumulated Depreciation as at April 01, 2024	-	4,985.09	18,533.91	1,081.81	245.75	251.47	107.68	534.90	25,740.81	504.44	504.44	26,245.25
Depreciation during the year	-	574.86	2,707.26	113.91	37.69	26.57	20.58	88.51	3,569.41	75.17	75.17	3,644.58
Deductions during the year	-	-	727.63	8.10	-	-	59.07	0.62	795.42	-	-	795.42
Accumulated Depreciation as at March 31, 2025	-	5,559.95	21,013.54	1,187.62	283.44	278.04	69.39	622.82	29,014.80	579.61	579.61	29,594.40
Depreciation during the year	-	725.01	3,618.27	143.62	39.20	37.65	20.06	84.35	4,668.16	127.81	127.81	4,795.96
Deductions during the year	-	-	24.72	-	-	-	-	16.08	40.80	-	-	40.80
Accumulated Depreciation as at March 31, 2026	-	6,284.96	24,607.09	1,331.24	322.64	315.69	89.45	691.09	33,642.16	707.40	707.40	34,349.56
Net Block as at March 31, 2024	164.83	9,272.23	30,343.56	1,299.92	179.01	70.59	67.49	253.61	41,651.24	178.18	178.18	41,829.42
Net Block as at March 31, 2025	164.83	13,659.70	39,468.15	1,523.76	174.82	62.24	51.74	243.04	54,348.28	453.14	453.14	54,801.43
Net Block as at March 31, 2026	164.83	14,255.15	52,085.25	1,791.50	195.07	247.88	31.68	244.30	69,015.66	470.91	470.91	69,486.57

Note:

- (i) Refer Note 35 for disclosure of contractual commitments for the acquisition of property, plant and equipment and right of use assets.
(ii) There are no property, plant and equipment and right of use assets that are pledged as security against borrowings.
(iii) The Company has not revalued its property, plant and equipment (including right-of-use assets) or intangible assets or both during the current or previous year.
(iv) The title deeds of all the immovable properties (other than properties where the company is the lessee and the lease agreements are duly executed in favour of the lessee), to the financial statements, are held in the name of the company except as mentioned in Note 4(i).



TATA STEEL DOWNSTREAM PRODUCTS LIMITED
Notes annexed to and forming part of financial statements



NOTE 3 : CAPITAL WORK-IN-PROGRESS (CWIP)

As at March 31, 2026	As at March 31, 2025
Rs. In lakhs	Rs. In lakhs
5,591.51	4,467.13
18,682.49	17,840.43
(19,530.54)	(16,716.05)
4,743.36	5,591.51

- (a) At the commencement of the year
(b) Additions during the year
(c) Transfers during the year
(d) As at year end

a) CWIP Ageing Schedule

As at March 31, 2026	Amount in CWIP for a year of				Total
	Less than 1 year	1-2 years	2-3 years	More than 3 years	
Projects in progress	4,095.89	647.47	-	-	4,743.36
Projects temporarily suspended	-	-	-	-	-
	4,095.89	647.47	-	-	4,743.36

As at March 31, 2025	Amount in CWIP for a year of				Total
	Less than 1 year	1-2 years	2-3 years	More than 3 years	
Projects in progress	4,812.58	978.93	-	-	5,591.51
Projects temporarily suspended	-	-	-	-	-
	4,812.58	978.93	-	-	5,591.51

- (b) Expected completion time of Capital work-in-progress for which completion is overdue or has exceeded its cost compared to its original plan :

As at March 31, 2026	Amount in CWIP for a year of				Total
	Less than 1 year	1-2 years	2-3 years	More than 3 years	
Projects in progress	-	-	-	-	-
Others	4,743.36	-	-	-	4,743.36
	4,743.36	-	-	-	4,743.36

As at March 31, 2025	Amount in CWIP for a year of				Total
	Less than 1 year	1-2 years	2-3 years	More than 3 years	
Projects in progress	-	-	-	-	-
New Plant at Sanand	1,932.30	-	-	-	1,932.30
Others	3,659.21	-	-	-	3,659.21
	5,591.51	-	-	-	5,591.51

NOTE 4 : RIGHT-OF-USE ASSETS

	(Rs. in Lakhs)				
	Right-of-Use Land	Right-of-Use Building	Right-of-Use Plant & Machinery	Right-of-Use Vehicle	Total Right-of-Use Assets
Gross Carrying Amount as at April 01, 2024	4,109.63	1,626.24	1,658.54	32.16	7,426.57
Deletions during the year	183.04	-	-	-	183.04
Gross Carrying Amount as at March 31, 2025	3,926.59	1,626.24	1,658.54	32.16	7,243.53
Additions during the year	-	-	-	32.43	32.43
Deletions during the year	-	-	-	32.16	32.16
Gross Carrying Amount as at March 31, 2026	3,926.59	1,626.24	1,658.54	32.43	7,243.80
Accumulated Depreciation as at April 01, 2024	640.10	229.03	238.66	6.14	1,113.93
Depreciation during the year	188.17	31.75	82.81	6.16	308.89
Accumulated Depreciation as at March 31, 2025	828.27	260.78	321.47	12.30	1,422.82
Depreciation during the year	181.63	25.09	82.81	13.15	302.68
Deductions during the year	-	-	-	14.34	14.34
Accumulated Depreciation as at March 31, 2026	1,009.90	285.87	404.28	11.11	1,711.16
Net Carrying Amount as at March 31, 2024	3,469.53	1,397.21	1,419.88	26.02	6,312.64
Net Carrying Amount as at March 31, 2025	3,098.32	1,365.46	1,337.07	19.86	5,820.71
Net Carrying Amount as at March 31, 2026	2,916.69	1,340.37	1,254.26	21.32	5,532.64

Note:

(i) Refer Note 2(i), 2(ii) and 2(iii).

(ii) Lease deeds of all right-of-use assets are held in the name of the Company, except for the following:

Description of property	Gross carrying value (Rs. in lakhs)	Held in the name of	Whether promoter, director or their relative or employee	Year Held (i.e. from the dates of capitalization)	Reason for not being held in the name of the Company
Right of Use Land	110.99	Not Applicable	No	April, 2020	Lease deed is not yet executed between the parties after the expiry of the original lease deed

Figures in italics represents comparative figures of previous year.



TATA STEEL DOWNSTREAM PRODUCTS LIMITED
Notes annexed to and forming part of financial statements



NOTE 5: INVESTMENTS IN JOINT VENTURES AND ASSOCIATES

Investments carried at cost

Equity investment in Joint Ventures

Unquoted investments (fully paid-up)

(a) Jamshedpur Continuous Annealing & Processing Company Private Limited - Face Value of ₹10 each (Refer Note (i) below)

(b) Tata Steel Colors Private Limited (Formerly Tata Bluescope Steel Private Limited) - Face Value of ₹10 each Refer Note (ii) below

Total investments in Joint Ventures

Equity investment in Associates

Unquoted investments (fully paid-up)

(a) Tata Steel Colors Private Limited (Formerly Tata Bluescope Steel Private Limited) [Refer Note (ii) and (iii) below]

(s) Provision for Impairment (Refer Note 27)

Total investments in Associates

Total investments in Joint Ventures and Associates

As at March 31, 2026	
No. of shares	Rs. In Lakhs
73,03,20,000	83,402.54
	83,402.54
43,30,00,000	1,41,158.00
	(31,158.00)
	1,10,000.00
	1,93,402.54

As at March 31, 2025	
No. of shares	Rs. In Lakhs
73,03,20,000	83,402.54
43,30,00,000	1,41,158.00
	2,24,560.54
	2,24,560.54

Notes:

(i) The Company holds more than 50% of the equity share capital in Jamshedpur Continuous Annealing & Processing Company Private Limited. The decisions in respect of activities which significantly affect the risks and rewards of its business, require unanimous consent of all the shareholders. Accordingly, the investment has been considered as a joint venture.

(ii) The Company holds 50% in Tata Steel Colors Private Limited (Formerly Tata Bluescope Steel Private Limited)(TSCPL). During the year ended March 31, 2026, the Board of Directors of Tata Steel Limited considered and approved the acquisition of 50% equity stake in Tata BlueScope Steel Private Limited from BlueScope Steel Asia Holdings Pty Limited for a consideration of up to ₹110,000.00 lakhs which was also approved by the Competition Commission of India. Post such transaction, Tata Steel Limited controls and holds, directly and indirectly, 99.99% in Tata BlueScope Steel Private Limited and directly 100% in the Company. Accordingly, as per the requirements of Ind AS 28, "Investment in associates and joint ventures", the Company exercises significant influence and has classified its investment in Tata BlueScope Steel Private Limited as an investment in associate.

(iii) The Company has considered potential indicators of impairment for its investment in Tata Steel Colors Private Limited, associate of the Company. Management has assessed and concluded recoverable value of investment held in TSCPL basis the above orderly transaction entered into with external third party [Note(ii) above] which was consummated closer to the reporting year end date given that no calibration/adjustment was required to this market value for there being no significant change in TSCPL's performance or market conditions subsequent to aforesaid transaction date.

The outcome of the assessment as on March 31, 2026 resulted in an impairment for investments held in TSCPL ~ Rs. 31,158.00 lakhs. (2024-25: Nil)

NOTE 6: OTHER INVESTMENTS

Non-Current Investments

Unquoted investments (fully paid-up)

Investment in Equity Instruments carried at FVTOCI -

- Nicco Jubilee Park Limited

(Face Value: Re 1)

As at March 31, 2026	
No. of shares	Rs. In Lakhs
10,000	-

As at March 31, 2025	
No. of shares	Rs. In Lakhs
10,000	-

NOTE 7 : OTHER FINANCIAL ASSETS

Non-current

(i) Security deposits (Refer Note (i) below)

(ii) Other Deposit with Banks

Current

Derivative Asset

As at March 31, 2026	
Rs. In Lakhs	
	284.14
	8.70
	292.84
	7.84
	7.84

As at March 31, 2025	
Rs. In Lakhs	
	280.06
	7.35
	287.41
	1.23
	1.23

Notes :
(i) Security deposits to related party as on March 31, 2026 amounts to Rs. 65.23 lakhs (March 31, 2025 Rs. 65.23 lakhs) (Refer Note 38)

NOTE 8 : NON-CURRENT TAX ASSETS (NET)

Non Current tax assets

Advance tax

Less: Provision for tax

As at March 31, 2026	
Rs. In Lakhs	
	19,734.12
	18,367.30
	1,366.82

As at March 31, 2025	
Rs. In Lakhs	
	18,949.16
	17,596.26
	1,352.90

NOTE 9 : OTHER NON-CURRENT ASSETS

Unsecured, considered good

(i) Capital advances

(ii) Prepaid expenses

(iii) Balance with other Government authorities

As at March 31, 2026	
Rs. In Lakhs	
	2,269.26
	39.65
	520.43
	2,829.34

As at March 31, 2025	
Rs. In Lakhs	
	7,556.84
	36.75
	481.63
	8,075.22

NOTE 10 : INVENTORIES

(Valued at lower of cost or net realisable value)

(i) Raw materials (Refer Note (i) below)

(ii) Work-in-Progress

(iii) Finished goods (including scrap) (Refer Note (ii) below)

(iv) Stock-in-trade

(v) Stores and spares

As at March 31, 2026	
Rs. In Lakhs	
	67,839.97
	994.46
	15,806.72
	1,205.43
	5,350.38
	91,196.96

As at March 31, 2025	
Rs. In Lakhs	
	67,830.96
	557.90
	13,249.62
	1,855.81
	3,901.85
	87,396.14

Notes :

(i) Raw materials include Goods in transit: Rs. 17,222.80 lakhs (March 31, 2025 Rs. 11,289.34 lakhs).

(ii) Finished goods include Scrap of Rs. 2,298.15 lakhs (March 31, 2025 Rs. 1,422.81 lakhs).



TATA STEEL DOWNSTREAM PRODUCTS LIMITED
Notes annexed to and forming part of financial statements



NOTE 11 : TRADE RECEIVABLES

Current
(a) Considered good - Unsecured
(b) Credit impaired
Less : Allowance for credit impaired

As at March 31, 2026	
Rs. In Lakhs	
	17,139.20
	860.49
	17,999.69
	(894.26)
	17,105.43

As at March 31, 2025	
Rs. In Lakhs	
	22,023.33
	867.77
	22,891.10
	(867.77)
	22,023.33

Trade receivables

The average credit period on sale of goods and services is 0-90 days. In the event of customer making payments for an invoice/debit note beyond its stipulated/assigned credit period, an interest of 0% to 18% p.a is charged/debited to the customer for the number of days delayed, beyond due date.
The Company uses an internal customer credit analysis to assess the existing and potential customer's credit quality and defines the credit limits by customer. Out of the trade receivables balance as on March 31, 2026, the following customers represent more than 10% of the total balance of trade receivables:

Tata Steel Limited (Refer Note 38)
Ashok Leyland Ltd.

As at March 31, 2026	
Rs. In Lakhs	
	3,851.01
	2,570.80
	6,221.81

As at March 31, 2025	
Rs. In Lakhs	
	6,939.14
	6,939.14

Tata Steel Limited (Refer Note 38)

The Company has used a practical expedient to compute the expected credit loss allowance for trade receivables based on a provision matrix. The expected credit loss allowance is based on the ageing of the days the receivables are due and the rates used in the provision matrix.

Movement in the expected credit loss allowances

Balance at the beginning of the year
Charge/(Reversal) of credit loss allowance
Balance at end of the year

As at March 31, 2026	
Rs. In Lakhs	
	867.77
	25.49
	894.26

As at March 31, 2025	
Rs. In Lakhs	
	1,967.53
	(1,099.76)
	867.77

Trade Receivables ageing schedule as on March 31, 2026

Particulars	Outstanding for following years from due date of payment (Rs. in lakhs)							Total (Rs. in lakhs)
	Unbilled Dues	Not Due	Less than 6 months	6 months -1 year	1-2 years	2-3 years	More than 3 years	
(i) Undisputed Trade receivables – considered good	-	8,605.32	8,318.51	181.60	-	-	-	17,105.43
(ii) Undisputed Trade Receivables – which have significant increase in credit risk	-	-	-	-	-	-	-	-
(iii) Undisputed Trade Receivables – credit impaired	-	-	-	-	3.06	0.78	72.72	76.56
(iv) Disputed Trade Receivables – considered good	-	-	-	-	-	-	-	-
(v) Disputed Trade Receivables – which have significant increase in credit risk	-	-	-	-	-	-	-	-
(vi) Disputed Trade Receivables – credit impaired	-	-	-	-	88.41	103.79	625.50	817.70
	-	8,605.32	8,318.51	181.60	91.47	104.57	698.22	17,999.69

Trade Receivables ageing schedule as on March 31, 2025

Particulars	Outstanding for following years from due date of payment (Rs. in lakhs)							Total (Rs. in lakhs)
	Unbilled Dues	Not Due	Less than 6 months	6 months -1 year	1-2 years	2-3 years	More than 3 years	
(i) Undisputed Trade receivables – considered good	-	11,508.01	10,458.16	57.16	-	-	-	22,023.33
(ii) Undisputed Trade Receivables – which have significant increase in credit risk	-	-	-	-	-	-	-	-
(iii) Undisputed Trade Receivables – credit impaired	-	-	-	13.81	-	6.67	88.47	108.95
(iv) Disputed Trade Receivables – considered good	-	-	-	-	-	-	-	-
(v) Disputed Trade Receivables – which have significant increase in credit risk	-	-	-	-	-	-	-	-
(vi) Disputed Trade Receivables – credit impaired	-	-	-	-	128.79	-	630.03	758.82
	-	11,508.01	10,458.16	70.97	128.79	6.67	718.50	22,891.10

Notes :

- (i) There were no outstanding debts due from directors or other officers of the Company.
- (ii) Trade receivables from related parties as on March 31, 2026 amounting to Rs. 3,980.69 lakhs (March 31, 2025 Rs. 7,705.01 lakhs) (Refer Note 38)

NOTE 12 : CASH AND CASH EQUIVALENTS

(i) Balances with scheduled banks :
- In current accounts
(ii) Deposits with maturity of less than three months
(iii) Cash on hand

As at March 31, 2026	
Rs. In Lakhs	
	6,986.15
	0.06
	0.30
	6,986.51

As at March 31, 2025	
Rs. In Lakhs	
	2,656.26
	0.06
	0.30
	2,656.62



NOTE 13 : OTHER CURRENT ASSETS

Unsecured, considered good
(i) Other advances (Refer note (i) & (ii) below)
(ii) Balance with GST authorities
(iii) Prepaid expenses
(iv) Surplus of Plan Assets (net) - Gratuity (Refer Note 43)
Unsecured, considered doubtful
(v) Other advances

Less: Provision for doubtful advances

Notes:

(i) Other advances includes unclaimed input credits of goods in transit and vendor advances.
(ii) Other advances includes advance to related parties Rs. 2,626.56 lakhs (March 31, 2025 - Rs. 1,723.59 lakhs) (Refer Note 38)

As at March 31, 2026	
Rs. In Lakhs	
	6,719.48
	5,707.69
	616.22
	-
	20.40
	13,063.79
	20.40
	13,043.39

As at March 31, 2025	
Rs. In Lakhs	
	4,982.39
	5,756.45
	766.89
	232.85
	20.98
	12,759.56
	20.98
	12,738.58

NOTE 14 : EQUITY SHARE CAPITAL

(i) Authorised Share Capital

5,00,00,00,000 equity shares of Rs.10 each (March 31, 2025 : 5,00,00,00,000 equity shares of Rs.10 each)

(ii) Issued, Subscribed and fully paid up

24,30,39,683 equity shares of Rs. 10 each fully paid (March 31, 2025 : 24,30,39,683 equity shares of Rs.10 each fully paid)

100% share capital of the Company is held by Tata Steel Limited, Holding Company and its nominees.

Total issued, subscribed and fully paid up share capital

As at March 31, 2026	
Rs. In Lakhs	
	5,00,000.00
	24,303.97
	24,303.97

As at March 31, 2025	
Rs. In Lakhs	
	5,00,000.00
	24,303.97
	24,303.97

Notes:

(i) Terms and rights attached with Equity Shares :
The Company has one class of equity shares having a par value of Rs. 10 per share. Each shareholder is eligible for one vote per share held. In the event of liquidation, the equity shareholders are eligible to receive the remaining assets of the Company after distribution of all preferential amounts, in proportion to their shareholding.

(ii) Details of movement in subscribed and paid up share capital is as below:-

Opening balance
Changes during the year
Closing balance

As at March 31, 2026		
No. of shares	Rs. In Lakhs	
24,30,39,683	24,303.97	
24,30,39,683	24,303.97	

As at March 31, 2025		
No. of shares	Rs. In Lakhs	
24,30,39,683	24,303.97	
24,30,39,683	24,303.97	

(iii) Details of Shareholding of Promoters :

Sl. No.	Equity Shares held by promoters at the end	
	Promoter name (*)	
1	Tata Steel Limited (Holding Company)	
2	Mr. Manas Kr. Banerjee (Jointly with TATA Steel Limited)	
3	Mr. Rajeev Kumar Verma (Jointly with TATA Steel Limited)	
4	Mr. Manoj Sengupta (Jointly with TATA Steel Limited)	
5	Mr. Sumit Shubhadarshan (Jointly with TATA Steel Limited)	
6	Mr. Sushil Kedia (Jointly with TATA Steel Limited)	
7	Mr. Sangram Rout (Jointly with TATA Steel Limited)	
8	Mr. Sharvan Sharma (Jointly with TATA Steel Limited)	

As at March 31, 2026			
No. of shares	% of Total Shares	% Change during the year then ended	
24,30,39,676.00	99.99%	0%	
1.00		0%	
1.00		0%	
1.00		0%	
1.00		0%	
1.00		0%	
1.00		0%	
1.00		0%	
1.00		0%	

As at March 31, 2025			
No. of shares	% of Total Shares	% Change during the year then ended	
24,30,39,676.00	99.99%	0%	
1.00		0%	
1.00		0%	
1.00		0%	
1.00		0%	
1.00		0%	
1.00		0%	
1.00		0%	
1.00		0%	

*considered as per the return/other records maintained by the Company for the respective years



TATA STEEL DOWNSTREAM PRODUCTS LIMITED
Notes annexed to and forming part of financial statements



NOTE 15: OTHER EQUITY

- (I) **General reserve**
 - At the commencement of the year
 - At the end of the year
- (II) **Securities Premium**
 - At the commencement and end of the year
- (III) **Retained Earnings**
 - At the commencement of the Year
 - Add : Profit/(Loss) for the year
 - Add : Other comprehensive income for the year
 - Less : Interim Dividend paid during the year (Refer Note (i) below)
 - At the end of the year

As at March 31, 2026		As at March 31, 2025	
Rs. In Lakhs	Rs. In Lakhs	Rs. In Lakhs	Rs. In Lakhs
373.77	373.77	373.77	373.77
2,08,081.57	2,08,081.57	2,08,081.57	2,08,081.57
1,29,177.43		1,16,733.96	
(5,719.80)		21,480.02	
256.47		963.45	
(15,000.00)		(10,000.00)	
	1,08,714.10		1,29,177.43
	3,17,169.44		3,37,632.77

Notes:

(i) During the year ended March 31, 2026 the Company paid interim dividend of Rs. 2.05 per equity share and Rs. 4.11 per equity share amounting to Rs. 15,000 lakhs [Rs. 13,500 lakhs (net of TDS)] to its holding company in 2 tranches, which was approved by the Board of Directors of the Company through circular resolution dated 17 November 2025 and 20 November 2025.

(ii) The Nature of reserves are as follows:-

(a) **General Reserves:**

Under the erstwhile Companies Act, 1956, General Reserve was created through an annual transfer of net profit at a specified percentage in accordance with applicable regulations. Consequent to the introduction of the Companies Act, 2013, the requirement to mandatorily transfer a specified percentage of net profit to general reserve has been withdrawn.

There is no movement in general reserve during the current and previous year.

(b) **Securities Premium:**

Securities Premium is used to record premium received on issue of shares. The reserve is utilised in accordance with the provisions of the Companies Act, 2013.

NOTE 16 : NON-CURRENT BORROWINGS

- (I) **Unsecured borrowings**
 - Term loan from Related Party

As at March 31, 2026	As at March 31, 2025
Rs. In Lakhs	Rs. In Lakhs
8,840.63	15,167.50
8,840.63	15,167.50

Notes: Additional information on borrowings

Particulars of Loan	Amount outstanding as at March, 2026	Amount outstanding as at March 31, 2025	Terms of Repayment	Security
	Rs. In Lakhs	Rs. In Lakhs		
A. Term loan				
Rupee Loan from Related Party (Refer Note 38)	14,245.63	21,870.00	Quarterly repayments starting from 30.06.25 till 31.03.2029. Interest Rate 8.11%.	Unsecured
Less: Current maturities of long term debt (Refer Note 17)	5,405.00	6,702.50		
Non-current borrowings	8,840.63	15,167.50		

Notes:

(i) Loan guaranteed by the directors as on March 31, 2026 - Rs. Nil (31 March, 2025 - Rs. Nil).

(ii) The borrowings obtained by the Company have been applied for the purposes for which such loans were taken.

Debt Reconciliation

- (i) Non current borrowings (including current maturities of long term borrowings)
- (ii) Lease Liabilities
- (iii) Interest accrued on borrowings
- (iv) Cash and cash equivalents

As at March 31, 2026	As at March 31, 2025
Rs. In Lakhs	Rs. In Lakhs
(14,245.63)	(21,870.00)
(4,071.74)	(4,208.86)
(99.31)	(95.49)
6,986.51	2,656.62
(11,430.17)	(23,517.73)

Movements in Borrowings

As at April 01, 2024
New loans / Drawals
Repayments
Other adjustments
As at March 31, 2025

As at April 01, 2025
New loans / Drawals
Repayments
As at March 31, 2026

Current borrowings	Non current Borrowings (including current maturities of long term borrowings)
Rs. In Lakhs	Rs. In Lakhs
14,000.00	15,975.22
23,000.00	17,630.00
(37,000.00)	(11,634.58)
-	(100.64)
-	21,870.00
-	21,870.00
18,500.00	10,250.00
(18,500.00)	(17,874.38)
-	14,245.63



TATA STEEL DOWNSTREAM PRODUCTS LIMITED
Notes annexed to and forming part of financial statements



NOTE 17 : CURRENT BORROWINGS

Unsecured borrowings
(a) Current maturity of long-term debt
- Term Loan from Related Party (Refer Note 16)
(b) Interest accrued on unsecured borrowings

Total current borrowings

Notes:

- (i) There is no default in repayment of borrowings and interest for the Year ended March 31, 2026 and March 31, 2025.
- (ii) Short term borrowing obtained by the Company have been repaid during the year and have been applied for the purposes for which such loans were taken.

As at March 31, 2026
Rs. In Lakhs
5,405.00
99.31
5,504.31

As at March 31, 2025
Rs. In Lakhs
6,702.50
95.49
6,797.99

NOTE 18 : LEASE LIABILITIES

NON-CURRENT LEASE LIABILITY
Lease Liability

CURRENT LEASE LIABILITY
Lease Liability

Notes:

(a) The Company as a Lessee

The Company has lease contracts for various items of plant and machinery, buildings and leased land. Leases of Plant and machinery generally have lease terms of 20 years, buildings have lease terms between 4 years to 73 years and leases of land generally have lease terms between 5 years to 77 years. Generally, the Company is restricted from assigning or subleasing the leased assets. Lease terms are negotiated on an individual basis and contain a wide range of different terms and conditions.

The Company also has certain leases of offices, stockyards and solar panels with lease term of 12 months or less, which are expensed on a straight-line basis over the leased term. The Company applies the 'short-term lease' recognition assumptions for these leases.

(b) Changes in carrying value of lease liabilities:

Balance as beginning of the year
Additions during the year
Deletions during the year
Finance costs during the year
Lease payments during the year
Balance as at end of the year
Current Lease Liabilities
Non-current Lease Liabilities

As at March 31, 2026
Rs. In Lakhs
4,208.86
32.43
(20.59)
349.85
(498.81)
4,071.74
145.06
3,926.68

As at March 31, 2025
Rs. In Lakhs
4,534.61
-
(183.04)
356.13
(498.86)
4,208.86
145.06
4,063.80

(c) Contractual maturities of lease liabilities on an undiscounted basis:

Less than one year
One to five years
More than five years

Less: Future finance charges on Leases
Balance as at end of the year

As at March 31, 2026
Rs. In Lakhs
464.91
1,862.18
6,645.01
8,972.12
4,900.38
4,071.74

As at March 31, 2025
Rs. In Lakhs
490.11
1,852.64
7,108.53
9,451.28
5,242.42
4,208.86



TATA STEEL DOWNSTREAM PRODUCTS LIMITED
Notes annexed to and forming part of financial statements



(d) Amounts recognised in the Statement of Profit and Loss in respect of leases:

Depreciation expense on right-of-use assets (Refer Note 4)
Interest Expense on lease liabilities (Refer Note 32(i))
Expense relating to short-term leases (Refer Note 33)
Total

As at March 31, 2026	
Rs. In Lakhs	
	302.66
	349.85
	123.89
Total	776.42

As at March 31, 2025	
Rs. In Lakhs	
	308.88
	356.13
	125.71
Total	790.72

- (i) The Company does not have any leases of low value assets and income from subleasing.
- (ii) Extension and termination options are included in some lease contracts of the Company. These are used to maximise operational flexibility in terms of managing the assets used in the Company's operations. The majority of these options are exercisable by both the Company and the lessor.
- (iii) There are no residual value guarantees in relation to any lease contracts.
- (iv) The Company had a total cash outflows of Rs. 498.81 lakhs for leases for the year ended March 31, 2026 (March 31, 2025: Rs 498.84 lakhs).

NOTE 19 : OTHER FINANCIAL LIABILITIES

Non-Current
Creditors for Other Liabilities

Current

- (i) Interest accrued on trade payables
- (ii) Capital Creditors (Refer note 44)
- (iii) Creditors for Other Liabilities
- (iv) Creditors for Accrued Wages & Salaries

Notes:

Non-Current and Current Creditors for Other Liabilities include Liability for Family Sahayog Scheme, Medical Separation Schemes and Voluntary Separation Schemes.

As at March 31, 2026	
Rs. In Lakhs	
	4,744.35
Total	4,744.35
	135.96
	1,390.83
	840.52
	5,016.61
Total	7,383.92

As at March 31, 2025	
Rs. In Lakhs	
	2,140.97
Total	2,140.97
	117.80
	752.67
	351.57
	3,226.64
Total	4,448.68

NOTE 20 : PROVISIONS

Non-current provisions

Provision for employee benefits (Refer note 43)

- (a) Compensated absences
- (b) Post retirement medical benefits
- (c) Other post retirement benefits

Total non-current provisions (A)

Current provisions

(i) Provision for employee benefits (Refer note 43)

- (a) Gratuity
- (b) Compensated absences
- (c) Post retirement medical benefits
- (d) Other post retirement benefits
- (e) Other Provision (Refer Note 40)

Total current provisions (B)

Total Provisions (A + B)

As at March 31, 2026	
Rs. In Lakhs	
	1,431.62
	855.05
	676.26
Total	2,962.93
	411.17
	41.92
	7.41
	61.73
	182.11
Total	704.34
Total	3,667.27

As at March 31, 2025	
Rs. In Lakhs	
	1,460.11
	822.24
	776.84
Total	3,059.19
	-
	42.58
	6.52
	57.87
	178.11
Total	285.08
Total	3,344.27

NOTE 21 : OTHER NON-CURRENT LIABILITIES

Unamortised deferred income

Notes:

(i) Rs. 1.50 lakhs including current liability of Rs. 1.50 lakhs (Refer Note 24) (March 31, 2025 - Rs. 3.75 lakhs, including current liability of Rs 1.50 lakhs (Refer Note 24)) of capital subsidy received from State Industrial Development Corporation of Uttarakhand Limited for investments in plant and equipment at Pantnagar unit, Uttarakhand. The amount has been recognised as deferred income, being a grant against plant and equipment, and is being amortised equally over the estimated useful life of plant and equipment and credited to the Statement of Profit and Loss.

As at March 31, 2026	
Rs. In Lakhs	
	-
Total	-

As at March 31, 2025	
Rs. In Lakhs	
	2.25
Total	2.25



TATA STEEL DOWNSTREAM PRODUCTS LIMITED
Notes annexed to and forming part of financial statements



NOTE 22 : TRADE PAYABLES

Current

(i) Total outstanding dues of micro and small enterprises
Total outstanding dues of micro and small enterprises

(ii) Total outstanding dues of creditors other than micro and small enterprises
(a) Trade payables - others
(b) Trade payables to related parties (Refer Note 38)

As at March 31, 2026		As at March 31, 2025	
Rs. In Lakhs		Rs. In Lakhs	
	1,296.81		1,074.97
	1,296.81		1,074.97
	4,079.45		4,519.56
	17,392.05		13,574.94
	21,471.50		18,094.50
	22,768.31		19,169.47

Trade Payables ageing schedule as on March 31, 2026

Particulars	Outstanding for following years from due date of payment (Rs. in lakhs)						Total (Rs. in lakhs)
	Unbilled Dues	Not Due	Less than 1 yr	1-2 years	2-3 years	More than 3 years	
(i) MSME	-	866.79	430.02	-	-	-	1,296.81
(ii) Others	8,127.10	11,438.86	1,885.29	14.34	5.91	-	21,471.50
(iii) Disputed dues - MSME	-	-	-	-	-	-	-
(iv) Disputed dues - Others	-	-	-	-	-	-	-
	8,127.10	12,305.65	2,315.31	14.34	5.91	-	22,768.31

Trade Payables ageing schedule as on March 31, 2025

Particulars	Outstanding for following years from due date of payment (Rs. in lakhs)						Total (Rs. in lakhs)
	Unbilled Dues	Not Due	Less than 1 yr	1-2 years	2-3 years	More than 3 years	
(i) MSME	-	626.37	448.50	-	-	-	1,074.97
(ii) Others	4,921.71	11,480.12	1,776.38	5.91	10.38	-	18,094.50
(iii) Disputed dues - MSME	-	-	-	-	-	-	-
(iv) Disputed dues - Others	-	-	-	-	-	-	-
	4,921.71	12,106.49	2,224.88	5.91	10.38	-	19,169.47

NOTE 23 : CURRENT TAX LIABILITIES (NET)

Current tax liabilities
Provision for tax
Less: Advance tax

As at March 31, 2026		As at March 31, 2025	
Rs. In Lakhs		Rs. In Lakhs	
	17,364.01		17,364.00
	16,198.29		16,198.29
	1,165.72		1,165.71

NOTE 24 : OTHER CURRENT LIABILITIES

(i) Statutory dues (Contribution to Indirect Tax, PF, ESIC, withholding taxes, etc.)
(ii) Advance from customers
(iii) Unamortised deferred income (Refer note 21)

As at March 31, 2026		As at March 31, 2025	
Rs. In Lakhs		Rs. In Lakhs	
	930.43		781.51
	2,588.04		2,604.45
	1.50		1.50
	3,519.97		3,387.46



TATA STEEL DOWNSTREAM PRODUCTS LIMITED
Notes annexed to and forming part of financial statements



NOTE 25 : REVENUE FROM OPERATIONS

- (i) Sales of products [Refer note (i)]
(ii) Sale of services [Refer note (ii)]
(iii) Other operating revenues [Refer note (iii)]

Year ended March 31, 2026	Year ended March 31, 2025
Rs. In Lakhs	Rs. In Lakhs
7,68,873.64	6,95,229.80
34,402.78	34,074.52
10,083.41	8,067.93
8,13,359.83	7,37,372.25

Notes :

- (i) Details of sale of products
(a) Steel coils and sheets
(b) Others (Long products and components)

7,41,795.13	6,73,700.17
27,078.51	21,529.63
7,68,873.64	6,95,229.80

- (ii) Details of sale of services
(a) Steel coils and sheets

34,402.78	34,074.52
34,402.78	34,074.52

- (iii) Includes scrap sales Rs. 10,022.76 lakhs [Previous year Rs. 8,002.16 lakhs]

NOTE 26 : OTHER INCOME

- (i) Interest income
(ii) Deferred income-government subsidy
(iii) Liabilities Written Back
(iv) Dividend Income
(v) Net gain on sale/ fair value changes of Mutual Funds
(vi) Interest on Income Tax Refund

Year ended March 31, 2026	Year ended March 31, 2025
Rs. In Lakhs	Rs. In Lakhs
344.70	567.50
2.25	10.99
49.41	989.67
15,000.00	10,000.00
-	38.54
-	618.35
15,396.36	12,225.05

NOTE 27 : EXCEPTIONAL ITEMS

- (i) Provision for impairment of investment
(ii) Statutory impact of new Labour Codes
(iii) Provision for Voluntary Separation Scheme

Year ended March 31, 2026	Year ended March 31, 2025
Rs. In Lakhs	Rs. In Lakhs
31,158.00	-
424.81	-
3,295.54	2,012.97
34,878.35	2,012.97

Note:

On November 21, 2025, the Government of India notified the four Labour Codes - the Code on Wages, 2019, the Industrial Relations Code, 2020, the Code on Social Security, 2020, and the Occupational Safety, Health and Working Conditions Code, 2020 - consolidating 29 existing labour laws. The Ministry of Labour & Employment published draft Central Rules and FAQs to enable assessment of the financial impact due to changes in regulations. The Company has assessed and disclosed the incremental impact of these changes primarily due to change in definition of wages, consistent with the guidance provided by the Institute of Chartered Accountants of India. Considering the regulatory-driven, non-recurring nature of this impact, the Company has presented such incremental impact as "Statutory impact of new Labour Codes" under "Exceptional Items" in the statement of profit and loss for the Year ended March 31, 2026. The Company continues to monitor the finalisation of Central / State Rules and clarifications from the Government on other aspects of the Labour Code and would provide appropriate accounting effect on the basis of such developments as needed.

NOTE 28 : COST OF RAW MATERIALS CONSUMED

- (i) Opening Stock
(ii) Add : Purchases
(iii) Less : Closing stock

Year ended March 31, 2026	Year ended March 31, 2025
Rs. In Lakhs	Rs. In Lakhs
67,830.96	81,575.65
6,98,854.59	6,16,802.84
7,66,685.55	6,98,378.49
67,839.97	67,830.96
6,98,845.58	6,30,547.53

- Details of raw materials consumed
(a) Steel coils and sheets
(b) Others

6,77,263.44	6,13,082.31
21,582.14	17,465.22
6,98,845.58	6,30,547.53

NOTE 29 : PURCHASE OF STOCK-IN-TRADE

- (i) Steel coils and sheets
(ii) Others

Year ended March 31, 2026	Year ended March 31, 2025
Rs. In Lakhs	Rs. In Lakhs
34,249.15	30,042.83
1,105.19	1,233.36
35,354.34	31,276.19



TATA STEEL DOWNSTREAM PRODUCTS LIMITED
Notes annexed to and forming part of financial statements



NOTE 30 : CHANGES IN INVENTORIES

WORK-IN-PROGRESS

Opening stock
Less: Closing stock

FINISHED GOODS

Opening stock
Less: Closing stock

STOCK-IN-TRADE

Opening stock
Less: Closing stock

Year ended March 31, 2026	Year ended March 31, 2025
Rs. In Lakhs	Rs. In Lakhs
557.90	457.96
994.46	557.90
(436.56)	(99.94)
13,249.62	14,685.32
15,806.72	13,249.62
(2,557.10)	1,435.70
1,855.81	2,203.37
1,205.43	1,855.81
650.38	347.56
(2,343.28)	1,683.32

NOTE 31: EMPLOYEE BENEFITS EXPENSE

- (i) Salaries and wages
(ii) Company's contribution to provident and other funds
(iii) Staff welfare expenses

Year ended March 31, 2026	Year ended March 31, 2025
Rs. In Lakhs	Rs. In Lakhs
12,990.32	12,015.32
1,319.37	1,173.24
961.89	867.10
15,271.58	14,055.66

Note:

During the year, the company recognised an amount of Rs. 275.03 lakhs (Previous year Rs. 205.64 lakhs) as remuneration to key managerial personnel. The details of such remuneration is as below:

- (i) Short term employee benefits
(ii) Post employment benefits
(iii) Other long term employment benefits

Year ended March 31, 2026	Year ended March 31, 2025
Rs. In Lakhs	Rs. In Lakhs
273.19	215.59
1.57	1.94
0.27	(11.89)
275.03	205.64

NOTE 32 : FINANCE COSTS

- (i) Interest expense
(a) On term loans
(b) Trade payables
(c) Others [Refer note (i)]
(ii) Other borrowing costs

Less: Interest capitalised

Year ended March 31, 2026	Year ended March 31, 2025
Rs. In Lakhs	Rs. In Lakhs
1,462.05	1,291.21
18.16	6.30
3,243.93	3,350.89
646.72	564.51
5,370.86	5,212.91
325.04	592.65
5,045.82	4,620.26

Note:

- (i) Includes interest expense on lease liabilities for the year Rs. 349.85 Lakhs (Previous Year - Rs. 356.13 Lakhs).



TATA STEEL DOWNSTREAM PRODUCTS LIMITED
Notes annexed to and forming part of financial statements



NOTE 33 : OTHER EXPENSES

	Year ended	Year ended
	March 31, 2026	March 31, 2025
	Rs. In Lakhs	Rs. In Lakhs
Consumption of stores and spares	7,615.18	7,457.32
Packing expenses	3,220.45	2,667.64
Power and fuel	1,303.46	1,208.91
Conversion charges	5,500.90	4,900.00
Rent (Refer note below)	123.89	125.71
Repairs and maintenance		
- Buildings	111.21	176.09
- Machinery	2,622.44	2,376.34
- Others	2,358.55	2,272.77
Insurance	725.18	826.97
Rates and taxes	160.77	132.29
Postage, telegram and telephone	43.88	40.08
Travelling and conference	676.13	620.07
Vehicle running	86.34	86.58
Printing and stationary	55.03	65.53
Freight and handling charges	5,334.52	4,993.87
Legal and professional charges	632.67	856.96
Expenses on corporate social responsibility (refer note 42)	384.13	387.79
Bad debts written off	-	1,158.02
Provision for doubtful trade receivables (net)	26.49	(1,099.76)
(Gain) / Loss on sale/discard of property, plant and equipment (net)	(11.71)	11.76
Net (gain)/ loss on foreign currency transactions	(149.55)	(156.06)
Fair value (gain)/loss on derivatives	(67.57)	52.98
Contract labour charges	3,596.39	3,114.21
Miscellaneous expenses (includes audit fees, refer note 36)	4,535.90	3,743.38
	38,884.68	36,019.45

(i) Expense relating to short-term leases Rs. 123.89 Lakhs has been recognised in the current year (Comparative year - Rs. 125.71 Lakhs).



TATA STEEL DOWNSTREAM PRODUCTS LIMITED
Notes annexed to and forming part of the financial statements



Note 34: Contingent liabilities

	As March 31, 2026 Rs. in lakhs	As at March 31, 2025 Rs. in lakhs
Claims against the Company not acknowledged as debt		
a) Sales tax/ VAT	160.55	42.07
b) Income tax	131.59	133.09
c) GST	915.81	-
d) Land related matters	243.46	243.46

Note:

- (i) The Company has assessed the impact of the Supreme Court Judgment in case of "Vivekananda Vidyamandir And Others Vs The Regional Provident Fund Commissioner (II) West Bengal" and the related circular (Circular No. C-1/1(33)2019/Vivekananda Vidya Mandir/284) dated March 20, 2019 issued by the Employees' Provident Fund Organisation in relation to non-exclusion of certain allowances from the definition of "basic wages" of the relevant employees for the purposes of determining contribution to provident fund under the Employees' Provident Funds & Miscellaneous Provisions Act, 1952. In the assessment of the management (including considering a view from legal expert, inspections by PF authorities), the aforesaid matter is not likely to have a significant impact and accordingly, no provision has been made in these Financial Statements.

In respect of the contingent liabilities mentioned above, pending resolution of the respective proceedings, it is not practicable for the Company to estimate the timings of cash outflows, if any.

Note 35: Capital commitments

Estimated amounts of contracts remaining to be executed on capital account and not provided (net of advances) : Rs. 4,698.10 lakhs (As at March 31, 2025 - Rs. 6,295.54 lakhs). Commitment on account of right of use assets is Nil as at March 31, 2026 and as at March 31, 2025.

Note 36: Audit Fees paid/payable

	Year ended March 31, 2026 Amount (Rs. in lakhs)	Year ended March 31, 2025 Amount (Rs. in lakhs)
(a) To Statutory Auditors		
i). Statutory Audit fees	37.00	37.00
ii). Tax audit fees	4.00	4.00
iii). Fees for attestation and certification services	8.88	8.88
iv). Out-of-pocket expenses	3.37	2.11
	<u>53.25</u>	<u>51.99</u>
(b) To Cost Auditors		
i). Cost audit	2.75	2.70
ii). Other services	0.18	0.18
	<u>2.93</u>	<u>2.88</u>

Note:

- (i) The above figures are exclusive of Goods and service tax.
(ii) The above is included in the Miscellaneous expenses.

Note 37: Earnings per share

	Year ended March 31, 2026	Year ended March 31, 2025
Profit/(Loss) for the year (Rs. in lakhs)	(5,719.80)	21,480.02
Weighted average number of equity shares	24,30,39,683	24,30,39,683
Nominal value per equity share (Rs.)	10	10
Basic and diluted earnings per share (Rs.)	(2.35)	8.84

Note: The Company did not have any potentially dilutive equity shares in any of the years presented.



TATA STEEL DOWNSTREAM PRODUCTS LIMITED
 Notes annexed to and forming part of the financial statements



Note 38: Related party disclosures

List of Related Parties and Relationship with whom transactions have taken place in the current year and/or previous year.

Name of the Related Party	Company having significant influence in the Parent Company
i) Tata Sons Private Limited	Parent Company
ii) Tata Steel Limited	Parent Company
iii) Tata Steel Foundation	Fellow Subsidiary Company
iv) TM International Logistics Limited	Joint Venture of Parent Company
v) Jamshedpur Continuous Annealing & Processing Company Private Limited	Joint Venture
vi) Tata Steel Colors Private Limited (Formerly Tata Bluescope Steel Private Limited)	Associate w.e.f December 31, 2025. (Joint Venture till December 30, 2025)
vii) H Junction Services Limited	Joint Venture of Parent Company
viii) Tata Steel SEZ Limited	Fellow Subsidiary Company
ix) Tata Ryman Limited Officers' Superannuation Fund	Employee Benefit Fund
x) Tata Ryman Limited Gratuity Fund	Employee Benefit Fund
xi) Mr. Sandeep Kumar - Managing Director (upto 30 Apr, 2025)	Key Management Personnel
xii) Mr. Jagjit Singh - Managing Director (effective from 01 May, 2025)	Key Management Personnel

The related parties principally comprise of associates and joint ventures of the Company and subsidiaries, associates and joint ventures of Tata Steel Limited. The Company routinely enters into transactions with these related parties in the ordinary course of business at market rates and terms.

The following table summarizes related party transactions and balances included in the financial statements for the year ended and as at March 31, 2026

(Rs. in lakhs)

Transaction	Year	Company having significant influence in the Parent Company	Parent Company	Subsidiary	Associate	Joint Venture	Fellow Subsidiary Company	Joint Venture of Parent Company	Associate of Parent Company	Key Management Personnel (KMP)
Sale of products										
Tata Steel Limited	Year ended March 31, 2025	-	196.00	-	-	-	-	-	-	-
	Year ended March 31, 2026	-	446.83	-	-	-	-	-	-	-
Total	Year ended March 31, 2025	-	196.00	-	-	-	-	-	-	-
	Year ended March 31, 2026	-	446.83	-	-	-	-	-	-	-

(Rs. in lakhs)

Transaction	Year	Company having significant influence in the Parent Company	Parent Company	Subsidiary	Associate	Joint Venture	Fellow Subsidiary Company	Joint Venture of Parent Company	Associate of Parent Company	Key Management Personnel (KMP)
Sale of services										
Tata Steel Limited	Year ended March 31, 2025	-	21,144.59	-	-	-	-	-	-	-
	Year ended March 31, 2026	-	30,531.18	-	-	-	-	-	-	-
Jamshedpur Continuous Annealing & Processing Company Private Limited	Year ended March 31, 2025	-	-	-	-	3,355.75	-	-	-	-
	Year ended March 31, 2026	-	-	-	-	3,113.37	-	-	-	-
Total	Year ended March 31, 2025	-	31,144.59	-	-	3,355.75	-	-	-	-
	Year ended March 31, 2026	-	30,531.18	-	-	3,113.37	-	-	-	-

(Rs. in lakhs)

Transaction	Year	Company having significant influence in the Parent Company	Parent Company	Subsidiary	Associate	Joint Venture	Fellow Subsidiary Company	Joint Venture of Parent Company	Associate of Parent Company	Key Management Personnel (KMP)
Purchase of goods										
Tata Steel Limited	Year ended March 31, 2025	-	6,92,334.90	-	-	-	-	-	-	-
	Year ended March 31, 2026	-	6,07,083.14	-	-	-	-	-	-	-
Jamshedpur Continuous Annealing & Processing Company Private Limited	Year ended March 31, 2025	-	-	-	-	20,633.74	-	-	-	-
	Year ended March 31, 2026	-	-	-	-	21,601.22	-	-	-	-
Tata Steel Colors Private Limited (Formerly Tata Bluescope Steel Private Limited)	Year ended March 31, 2025	-	-	-	-	-	-	82.56	-	-
	Year ended March 31, 2026	-	-	-	-	-	-	-	-	-
Total	Year ended March 31, 2025	-	6,92,334.90	-	-	20,633.74	-	82.56	-	-
	Year ended March 31, 2026	-	6,07,083.14	-	-	21,601.22	-	-	-	-



TATA STEEL DOWNSTREAM PRODUCTS LIMITED
Notes annexed to and forming part of the financial statements



(Rs. in lakhs)

Transaction	Year	Company having significant influence in the Parent Company	Parent Company	Subsidiary	Associate	Joint Venture	Fellow Subsidiary Company	Joint Venture of Parent Company	Associate of Parent Company	Key Management Personnel (KMP)
Reimbursement of expenses (Paid) -										
Tata Steel Limited	Year ended March 31, 2026 Year ended March 31, 2025	-	1,767.73 1,382.34	-	-	-	-	-	-	-
Total	Year ended March 31, 2026 Year ended March 31, 2025	-	1,767.73 1,382.34	-	-	-	-	-	-	-

(Rs. in lakhs)

Transaction	Year	Company having significant influence in the Parent Company	Parent Company	Subsidiary	Associate	Joint Venture	Fellow Subsidiary Company	Joint Venture of Parent Company	Associate of Parent Company	Key Management Personnel (KMP)
Grant P&M (Corporate Social Responsibility expense)										
Tata Steel Foundation	Year ended March 31, 2026 Year ended March 31, 2025	-	-	-	-	-	37.75 36.80	-	-	-
Total	Year ended March 31, 2026 Year ended March 31, 2025	-	-	-	-	-	37.75 36.80	-	-	-

(Rs. in lakhs)

Transaction	Year	Company having significant influence in the Parent Company	Parent Company	Subsidiary	Associate	Joint Venture	Fellow Subsidiary Company	Joint Venture of Parent Company	Associate of Parent Company	Key Management Personnel (KMP)
Interest expenses										
Tata Steel Limited	Year ended March 31, 2026 Year ended March 31, 2025	-	219.95 1,272.44	-	-	-	-	-	-	-
Tata Steel I&E Limited	Year ended March 31, 2025 Year ended March 31, 2024	-	-	-	-	-	1,444.38 638.37	-	-	-
Total	Year ended March 31, 2026 Year ended March 31, 2025	-	219.95 1,272.44	-	-	-	1,444.38 638.37	-	-	-

(Rs. in lakhs)

Transaction	Year	Company having significant influence in the Parent Company	Parent Company	Subsidiary	Associate	Joint Venture	Fellow Subsidiary Company	Joint Venture of Parent Company	Associate of Parent Company	Key Management Personnel (KMP)
Dividend Income										
Tata Steel Colors Private Limited (Formerly Tata BlueScope Steel Private Limited)	Year ended March 31, 2026 Year ended March 31, 2025	-	-	-	-	15,000.00 10,000.00	-	-	-	-
Total	Year ended March 31, 2026 Year ended March 31, 2025	-	-	-	-	15,000.00 10,000.00	-	-	-	-



TATA STEEL DOWNSTREAM PRODUCTS LIMITED
 Notes annexed to and forming part of the financial statements



(Rs. in lakhs)

Transaction	Year	Company having significant influence in the Parent Company	Parent Company	Subsidiary	Associate	Joint Venture	Fellow Subsidiary Company	Joint Venture of Parent Company	Associate of Parent Company	Key Management Personnel (KMP)
Dividend Paid										
Tata Steel Limited	Year ended March 31, 2026	-	15,000.00	-	-	-	-	-	-	-
	Year ended March 31, 2025	-	10,000.00	-	-	-	-	-	-	-
Total	Year ended March 31, 2026	-	15,000.00	-	-	-	-	-	-	-
	Year ended March 31, 2025	-	10,000.00	-	-	-	-	-	-	-

(Rs. in lakhs)

Transaction	Year	Company having significant influence in the Parent Company	Parent Company	Subsidiary	Associate	Joint Venture	Fellow Subsidiary Company	Joint Venture of Parent Company	Associate of Parent Company	Key Management Personnel (KMP)
Receipts of Services										
Tata Sons Private Limited	Year ended March 31, 2026	1,977.66	-	-	-	-	-	-	-	-
	Year ended March 31, 2025	1,738.99	-	-	-	-	-	-	-	-
TN International Engineers Limited	Year ended March 31, 2026	-	-	-	-	-	-	6.51	-	-
	Year ended March 31, 2025	-	-	-	-	-	-	6.51	-	-
Hjunction Services Limited	Year ended March 31, 2026	-	-	-	-	-	-	-	57.46	-
	Year ended March 31, 2025	-	-	-	-	-	-	-	59.19	-
Total	Year ended March 31, 2026	1,977.66	-	-	-	-	-	63.07	-	-
	Year ended March 31, 2025	1,738.99	-	-	-	-	-	65.70	-	-

(Rs. in lakhs)

Transaction	Year	Company having significant influence in the Parent Company	Parent Company	Subsidiary	Associate	Joint Venture	Fellow Subsidiary Company	Joint Venture of Parent Company	Associate of Parent Company	Key Management Personnel (KMP)
Current Borrowing Taken										
Tata Steel Limited	Year ended March 31, 2026	-	8,000.00	-	-	-	-	-	-	-
	Year ended March 31, 2025	-	5,000.00	-	-	-	-	-	-	-
Tata Steel SEZ Limited	Year ended March 31, 2026	-	-	-	-	-	10,500.00	-	-	-
	Year ended March 31, 2025	-	-	-	-	-	18,000.00	-	-	-
Total	Year ended March 31, 2026	-	8,000.00	-	-	-	10,500.00	-	-	-
	Year ended March 31, 2025	-	5,000.00	-	-	-	18,000.00	-	-	-

(Rs. in lakhs)

Transaction	Year	Company having significant influence in the Parent Company	Parent Company	Subsidiary	Associate	Joint Venture	Fellow Subsidiary Company	Joint Venture of Parent Company	Associate of Parent Company	Key Management Personnel (KMP)
Non-Current Borrowing Taken										
Tata Steel Limited	Year ended March 31, 2026	-	3,000.00	-	-	-	-	-	-	-
	Year ended March 31, 2025	-	-	-	-	-	-	-	-	-
Tata Steel SEZ Limited	Year ended March 31, 2026	-	-	-	-	-	10,250.00	-	-	-
	Year ended March 31, 2025	-	-	-	-	-	14,630.00	-	-	-
Total	Year ended March 31, 2026	-	3,000.00	-	-	-	10,250.00	-	-	-
	Year ended March 31, 2025	-	3,000.00	-	-	-	14,630.00	-	-	-



TATA STEEL DOWNSTREAM PRODUCTS LIMITED
Notes annexed to and forming part of the financial statements



(Rs. in lakhs)

Transaction	Year	Company having significant influence in the Parent Company	Parent Company	Subsidiary	Associate	Joint Venture	Fellow Subsidiary Company	Joint Venture of Parent Company	Associate of Parent Company	Key Management Personnel (KMP)
Current Borrowings Repaid										
Tata Steel Limited	Year ended March 31, 2026 Year ended March 31, 2025		8,000.00 10,000.00							
Tata Steel SEZ Limited	Year ended March 31, 2026 Year ended March 31, 2025						10,500.00 27,000.00			
Total	Year ended March 31, 2026 Year ended March 31, 2025		8,000.00 10,000.00				10,500.00 27,000.00			

(Rs. in lakhs)

Transaction	Year	Company having significant influence in the Parent Company	Parent Company	Subsidiary	Associate	Joint Venture	Fellow Subsidiary Company	Joint Venture of Parent Company	Associate of Parent Company	Key Management Personnel (KMP)
Non-Current Borrowings Repaid										
Tata Steel Limited	Year ended March 31, 2026 Year ended March 31, 2025		8,000.00 10,165.00							
Tata Steel SEZ Limited	Year ended March 31, 2026 Year ended March 31, 2025						9,874.38 760.00			
Total	Year ended March 31, 2026 Year ended March 31, 2025		8,000.00 10,165.00				9,874.38 760.00			

(Rs. in lakhs)

Transaction	Year	Company having significant influence in the Parent Company	Parent Company	Subsidiary	Associate	Joint Venture	Fellow Subsidiary Company	Joint Venture of Parent Company	Associate of Parent Company	Key Management Personnel (KMP)
Remuneration to Key Managerial Personnel										
Mr. Sandeep Kumar	Year ended March 31, 2026 Year ended March 31, 2025									13.79 205.64
Total	Year ended March 31, 2026 Year ended March 31, 2025									13.79 205.64

(Rs. in lakhs)


Particulars	Year	Company having significant influence in the Parent Company	Parent Company	Subsidiary	Associate	Joint Venture	Fellow Subsidiary Company	Joint Venture of Parent Company	Associate of Parent Company	Key Management Personnel (KMP)
Outstanding balances										
Security deposits										
Tata Steel Limited	As at March 31, 2026 As at March 31, 2025			65.23 65.23						
Total	As at March 31, 2026 As at March 31, 2025			65.23 65.23						

(Rs. in lakhs)

Particulars	Year	Company having significant influence in the Parent Company	Parent Company	Subsidiary	Associate	Joint Venture	Fellow Subsidiary Company	Joint Venture of Parent Company	Associate of Parent Company	Key Management Personnel (KMP)
Outstanding balances										
Trade receivables										
Tata Steel Limited	As at March 31, 2026 As at March 31, 2025			3,651.01 6,939.14						
Jamshedpur Continuous Annealing & Processing Company Private Limited	As at March 31, 2026 As at March 31, 2025					329.67 765.86				
Total	As at March 31, 2026 As at March 31, 2025			3,651.01 6,939.14		329.67 765.86				

(Rs. in lakhs)

Particulars	Year	Company having significant influence in the Parent Company	Parent Company	Subsidiary	Associate	Joint Venture	Fellow Subsidiary Company	Joint Venture of Parent Company	Associate of Parent Company	Key Management Personnel (KMP)
Outstanding balances										
Advances to related party										
Tata Steel Limited	As at March 31, 2026 As at March 31, 2025			2,621.33 1,718.35						
Jamshedpur Continuous Annealing & Processing Company Private Limited	As at March 31, 2026 As at March 31, 2025					0.74 0.74				
Tata Steel Coles Private Limited (Formerly Tata BlueScope Steel Private Limited)	As at March 31, 2026 As at March 31, 2025				4.49					
Total	As at March 31, 2026 As at March 31, 2025			2,621.33 1,718.35	4.49	0.74 0.74				



TATA STEEL DOWNSTREAM PRODUCTS LIMITED
Notes annexed to and forming part of the financial statements



Outstanding balances (Rs. in lakhs)

Particulars	Year	Company having significant influence in the Parent Company	Parent Company	Soleiliary	Associate	Joint Ventures	Fellow Soleiliary Company	Joint Venture of Parent Company	Associate of Parent Company	Key Management Personnel (KMP)
Trade receivables										
Tata Steel Limited	As at March 31, 2026	-	15,002.86	-	-	-	-	-	-	-
	As at March 31, 2025	-	11,018.91	-	-	-	-	-	-	-
Jamshedpur Continuous Annealing & Processing Company Private Limited	As at March 31, 2026	-	-	-	-	406.82	-	-	-	-
	As at March 31, 2025	-	-	-	-	791.25	-	-	-	-
Tata Sons Private Limited	As at March 31, 2026	1,977.66	-	-	-	-	-	-	-	-
	As at March 31, 2025	1,758.99	-	-	-	-	-	-	-	-
TM International Logistics Limited	As at March 31, 2026	-	-	-	-	-	-	0.90	-	-
	As at March 31, 2025	-	-	-	-	-	-	4.71	-	-
Hjindan Services Limited	As at March 31, 2026	-	-	-	-	-	-	-	5.30	-
	As at March 31, 2025	-	-	-	-	-	-	-	4.71	-
Total	As at March 31, 2026	1,977.66	15,002.86	-	-	406.82	-	4.71	-	-
	As at March 31, 2025	1,758.99	11,018.91	-	-	791.25	-	5.80	-	-

Outstanding balances (Rs. in lakhs)

Particulars	Year	Company having significant influence in the Parent Company	Parent Company	Soleiliary	Associate	Joint Ventures	Fellow Soleiliary Company	Joint Venture of Parent Company	Associate of Parent Company	Key Management Personnel (KMP)
Non-current loan payable										
Tata Steel Limited	As at March 31, 2026	-	-	-	-	-	-	-	-	-
	As at March 31, 2025	-	8,000.00	-	-	-	-	-	-	-
Tata Steel SEZ Limited	As at March 31, 2026	-	-	-	-	-	14,245.63	-	-	-
	As at March 31, 2025	-	-	-	-	-	13,870.00	-	-	-
Total	As at March 31, 2026	-	8,000.00	-	-	-	14,245.63	-	-	-
	As at March 31, 2025	-	8,000.00	-	-	-	13,870.00	-	-	-

Outstanding balances (Rs. in lakhs)

Particulars	Year	Company having significant influence in the Parent Company	Parent Company	Soleiliary	Associate	Joint Ventures	Fellow Soleiliary Company	Joint Venture of Parent Company	Associate of Parent Company	Key Management Personnel (KMP)
Investments in Associate and Joint Ventures										
Jamshedpur Continuous Annealing & Processing Company Private Limited	As at March 31, 2026	-	-	-	-	83,402.54	-	-	-	-
	As at March 31, 2025	-	-	-	-	83,402.54	-	-	-	-
Tata Steel Colson Private Limited (Formerly Tata BlueScope Steel Private Limited)	As at March 31, 2026	-	-	-	1,41,158.00	-	-	-	-	-
	As at March 31, 2025	-	-	-	1,41,158.00	-	-	-	-	-
Total	As at March 31, 2026	-	-	-	1,41,158.00	83,402.54	-	-	-	-
	As at March 31, 2025	-	-	-	1,41,158.00	83,402.54	-	-	-	-



TATA STEEL DOWNSTREAM PRODUCTS LIMITED



Notes annexed to and forming part of the financial statements

(Rs. in lakhs)

Outstanding balances										
Particulars	Year	Company having significant influence in the Parent Company	Parent Company	Subsidiary	Associate	Joint Venture	Fellow Subsidiary Company	Joint Venture of Parent Company	Associate of Parent Company	Key Management Personnel (KMP)
Interest accrued but not due										
Tata Steel Limited	As at March 31, 2026 As at March 31, 2025	-	-	-	-	-	-	-	-	-
Tata Steel SEZ Limited	As at March 31, 2026 As at March 31, 2025	-	-	-	-	-	99.31	-	-	-
Total	As at March 31, 2026 As at March 31, 2025	-	-	-	-	-	99.31	-	-	-
			49.59				49.90			

(Rs. in lakhs)

Transactions										
Transaction	Year	Company having significant influence in the Parent Company	Parent Company	Subsidiary	Joint Venture	Fellow Subsidiary Company	Joint Venture of Parent Company	Associate of Parent Company	Employee Benefit Fund	Key Management Personnel (KMP)
Employee Benefit Plan - Contributions										
Tata Ryerson Limited Office's Superannuation Fund	As at March 31, 2026 As at March 31, 2025	-	-	-	-	-	-	-	182.46	-
Tata Ryerson Limited Gratuity Fund	As at March 31, 2026 As at March 31, 2025	-	-	-	-	-	-	-	258.62	-
Total	As at March 31, 2026 As at March 31, 2025	-	-	-	-	-	-	-	441.08	-
									513.30	
Employee Benefit Plan - Settlement										
Tata Ryerson Limited Office's Superannuation Fund	As at March 31, 2026 As at March 31, 2025	-	-	-	-	-	-	-	229.81	-
Tata Ryerson Limited Gratuity Fund	As at March 31, 2026 As at March 31, 2025	-	-	-	-	-	-	-	188.34	-
Total	As at March 31, 2026 As at March 31, 2025	-	-	-	-	-	-	-	418.15	-
									430.80	

* Includes deputation charges paid to Tata Steel Limited for remuneration of Mr. Jasjit Singh, Managing Director of Rs. 251.24 lakhs (2024-25: Nil)

Notes:

1. The amounts outstanding are unsecured and will be settled in cash. No guarantees have been given or received. No expense has been recognized in the current or prior year for bad or doubtful debts in respect of the amounts owed by related parties.

2. Transactions with joint ventures and associates have been disclosed at full value and not at their proportionate share.



TATA STEEL DOWNSTREAM PRODUCTS LIMITED
Notes annexed to and forming part of the financial statements



Note 39: Deferred tax liability (Net)

	(Rs. in lakhs)	
	As at March 31, 2026	As at March 31, 2025
Deferred tax assets	4,218.26	2,990.09
Deferred tax liabilities	(7,072.88)	(6,525.80)
	(2,854.61)	(3,535.71)

Deferred tax assets/ liability recognised in books (2,854.61) (3,535.71)

Deferred tax liability reconciliation (Rs. in lakhs)				
As at and for the Year ended March 31, 2026	Opening balance	Recognised in Statement of Profit and Loss	Recognised in other comprehensive income	Closing balance
Deferred tax (liabilities)/assets in relation to:				
Property, plant and equipment	(6,525.80)	547.08	-	(7,072.88)
Allowance for doubtful debts and doubtful advances	453.74	(6.67)	-	460.41
Employee benefits	1,719.25	(232.48)	86.26	1,865.47
Other financial liabilities	726.30	(1,052.45)	-	1,778.75
Others (net)	90.80	(22.84)	-	113.64
	(3,535.71)	(767.36)	86.26	(2,854.61)

(Rs. in lakhs)				
As at and for the year ended March 31, 2025	Opening balance	Recognised in Statement of Profit and Loss	Recognised in other comprehensive income	Closing balance
Deferred tax (liabilities)/assets in relation to:				
Property, plant and equipment	(6,320.74)	(359.77)	-	(6,525.80)
Allowance for doubtful debts and doubtful advances	730.53	(276.79)	-	453.74
Employee benefits	1,194.00	201.22	324.04	1,719.25
Other financial liabilities	684.49	41.82	-	726.30
Others (net)	98.67	(7.87)	-	90.80
	(3,613.07)	(401.39)	324.04	(3,535.71)

Income tax expense for the year can be reconciled to the accounting profits as follows: (Rs. in lakhs)

Details	Year ended March 31, 2026	Year ended March 31, 2025
Profit/(Loss) before tax	(2,194.42)	25,484.64
Income tax expense calculated at 25.168% (2024-25: 25.168%)	(552.29)	6,413.97
Effect of income that is exempt from taxation	6,360.35	(2,409.35)
Adjustment recognised in current year in relation to current tax of prior years	3,613.64	4,004.62
	(88.26)	-
Income tax expense recognised in Statement of Profit and Loss	3,525.38	4,004.62

Income tax recognised in other comprehensive income (Rs. in lakhs)

Details	Year ended March 31, 2026	Year ended March 31, 2025
Deferred tax		
Remeasurement of defined benefit obligation	86.26	324.04
Effect of change in tax rate	-	-
Total income tax recognised in other comprehensive income	86.26	324.04
Bifurcation of the income tax recognised in other comprehensive income into:		
Items that will not be reclassified to profit or loss	86.26	324.04
Items that may be classified to profit or loss	-	-
Income tax expenses recognised in other comprehensive income	86.26	324.04

Note :

There is no income surrendered or disclosed as income during the current or previous year in the tax assessments under the Income Tax Act, 1961, that has not been recorded in the books of account.

Note 40: Provision for provident fund matter

Disclosure as required under Ind AS 37 - Provisions, Contingent Liabilities and Contingent Assets.

Provision for contingencies represents estimates towards certain pending disputes/ litigation on Provident Fund and Sales Tax matters. The timing of the outflow with regard to the matters depend on the outcome of the appeal made and the final settlement thereof. The same has been recognised in the financial statements considering the following:

- (i) The company has a present obligation as a result of past event
- (ii) It is probable that an outflow of resources embodying economic benefits will be required to settle the obligation; and
- (iii) A reliable estimate can be made of the amount of the obligation

Provision	Provision for Provident Fund March 31, 2026 (Rs. in lakhs)	Provision for Provident Fund March 31, 2025 (Rs. in lakhs)
Balance at the beginning of the year	178.11	174.11
Provision charged to Statement of Profit and Loss on provident fund matter during the year	4.00	4.00
Balance at the end of the year	182.11	178.11

An amount of Rs. Nil (March 31, 2025 - Rs. Nil) has been collected by the relevant authorities upto the year end.

Note 41: Segment information

The Company is engaged in the processing and distribution of steel products. Based on the information reported to the chief operating decision maker (CODM) for the purpose of resource allocation and assessment of performance, there are no reportable segments in accordance with the requirements of Indian Accounting Standard 108 'Operating Segment Reporting', notified under the Companies (Indian Accounting Standards) Rules, 2015.

Geographical segment

The Company sells its products within India and all its assets are in India. The market conditions in India being uniform, no separate geographical segment disclosure is considered necessary.

Entity wide Segment disclosure

No single customer represents 10% or more of the total revenue of the company during the Year ended March 31, 2026 and March 31, 2025.



TATA STEEL DOWNSTREAM PRODUCTS LIMITED
Notes annexed to and forming part of the Financial Statements



Note 42: Expenditure on Corporate social responsibility

(Rs. In Lakhs)


a)	Particulars	Year ended	
		March 31, 2026	March 31, 2025
	Amount required to be spent by the Company on Corporate Social Responsibility (CSR) activities	360.12	378.11
	Amount of revenue expenditure incurred and paid in cash (Refer Note 34)	384.13	387.79
	Amount of shortfall for the year	-	-
	Amount of cumulative shortfall for the year	-	-

- b) CSR expenditure incurred through related parties of the Company for the year ended March 31, 2026 is Rs. 37.75 lakhs (March 31, 2025 - Rs. 36.80 lakhs) (Refer Note 38)
- c) There are no ongoing CSR Projects and no expenditure was incurred during the year on any ongoing project. The company does not propose to carry forward any amount spent beyond the statutory requirement.
- d) The company has incurred expenditure towards women empowerment, nutrition, health-care, education and certain activities as specified in Schedule VII of the Companies Act, 2013.

A. Derivative instruments

- [i] The details of Company's foreign currency exposure as on March 31, 2026 is as follows:

Currency	As at March 31, 2026		As at March 31, 2025	
	Receivables/ (Payables)	Rupee equivalent	Receivables/ (Payables)	Rupee equivalent
	(FC in lakhs)	(Rs. in lakhs)	(FC in lakhs)	(Rs. in lakhs)
Gross foreign exchange exposure:				
USD	(1.52)	(144.11)	-	-
EURO	(4.15)	(452.22)	69.04	6,261.88
Foreign currency hedged				
USD	(1.05)	(99.39)	-	-
EURO	(3.65)	(398.11)	-	-
Foreign currency unhedged				
USD	(0.47)	(44.72)	-	-
EURO	(0.50)	(54.11)	69.04	6,261.88



TATA STEEL DOWNSTREAM PRODUCTS LIMITED**Notes annexed to and forming part of the financial statements****Note 43: Employee benefits****A. Defined contribution plans**

The Company participates in a number of defined contributions plans on behalf of relevant personnel. Any expense recognised in relation to these schemes represents the value of contributions payable during the period by the company at rates specified by the rules of those plans. The only amounts included in the Balance sheet are those relating to the prior months contributions that were not due to be paid until after the end of the reporting period.

The major defined contributions plans operated by the company are as below:

(a) Provident fund and pension

The Company provides provident fund benefits for eligible employees as per applicable regulations wherein both employees and the company make monthly contributions at a specified percentage of the eligible employee's salary. Contributions under such schemes are made to Government managed funds and does not have a future obligations to make good short fall if any, are treated as a defined contribution plan.

(b) Superannuation fund

The Company has a superannuation plan for the benefit of its employees. Employees who are members of the defined benefit superannuation plan are entitled to benefits depending on the years of service and salary drawn.

Separate irrevocable trusts are maintained for employees covered and entitled to benefits. The Company contributes up to 15% of the eligible employees' basic salary to the trust every year. Such contributions are recognised as an expense as and when incurred. The Company does not have any further obligation beyond this contribution.

The Company has recognised in the Statement of Profit and Loss an amount of Rs. 859.60 lakhs (March 31, 2025: Rs. 835.95 lakhs) towards expenses under defined contribution plans.

Benefit (Contribution to)	Year ended March	Year ended March
	31, 2026	31, 2025
	Amount	Amount
	(Rs. in lakhs)	(Rs. in lakhs)
i) Provident Fund	509.87	507.10
ii) Superannuation Fund	333.26	319.50
iii) Employee State Insurance	16.47	9.35
	859.60	835.95

B. Defined benefits plans

The Company operates post retirement defined benefit plans as follows:

a. Funded**(i) Post Retirement Gratuity**

The Company has an obligation towards gratuity, a defined benefit retirement plan covering eligible employees. The Plan Provides for a lump sum payment to vested employees at retirement, withdrawal, death/ disability while in employment or on termination to 15 days salary payable for each completed year of service. The Company makes annual contributions to gratuity fund with an insurance company. The Company accounts for the liability for gratuity payable in the future based on a year end actuarial valuation.

b. Unfunded**(i) Compensatory absences**

The compensatory absences cover the company's liability for earned leaves.

(ii) Post-retirement medical benefits

Under this unfunded scheme, employees of the Company receive medical benefits subject to certain limits on amounts of benefits, periods after retirement and types of benefits, depending on their grade at the retirement. Employees separated from the Company under an early separation scheme, on medical grounds or due permanent disablement are also covered under the scheme. The Company accounts for the liability for Post-retirement medical scheme based on an year end actuarial valuation.

(iii) Pension to Ex-directors

Other benefits provided under unfunded schemes includes pension payable to Ex- Managing Directors of the company on their retirement.

The defined benefit plans typically expose the Company to actuarial risks such as: investment risk, interest rate risk, longevity risk and salary risk.

Investment risk	The present value of defined benefit plan liability (denominated in Indian Rupee) is calculated using discount rate which is determined by reference to the market yields at the end of the reporting period on government bonds.
Interest risk	A decrease in government bonds interest rate will increase the plan liability; however, this will be partially offset by an increase in the return on the plan's debt investments.
Longevity risk	The present value of defined benefit plan liability is calculated by reference to the best estimate of the mortality of plan participants both during and after their employment. An increase in the life expectancy of the plan participants will increase the plan's liability.
Salary risk	The present value of defined benefit plan liability is calculated by reference to the future salaries of plan participants. As such, an increase in the salary of the plan participants will increase the plan's liability.

No other post-retirement benefits are provided to the employees of the Company.

In respect of post retirement benefit, an actuarial valuation of the plan assets and the present value of the defined benefit obligation is carried out as at each year end. The present value of the defined benefit obligation, and the related current service cost and past service cost, were measured using the projected unit credit method.



TATA STEEL DOWNSTREAM PRODUCTS LIMITED
Notes annexed to and forming part of the financial statements



The principal assumptions used for the purposes of the actuarial valuations were as follows:

	As at	
	March 31, 2026	March 31, 2025
Financial assumptions		
Discount rate (s)	7.00%	6.60%
Expected rate (s) of salary increase		
- Regular	Officers: 8.5% Associates: 7%	Officers: 8.5% Associates: 7%
- Managing Director	9.00%	9.00%
Demographic assumptions		
Retirement age (In years)		
- Regular	60	60
- Managing Director	65	65
As at		
	March 31, 2026	March 31, 2025
Mortality table (Pre retirement)	Indian Assured Lives Mortality (2006-08) Ultimate	Indian Assured Lives Mortality (2006-08) Ultimate
Mortality table (Post retirement)	100 % of Indian Individual Annuitants Mortality (2012-15)	100 % of Indian Individual Annuitants Mortality (2012-15)
Withdrawal rate		
Ages from 20-25	5.00%	5.00%
Ages from 25-30	3.00%	3.00%
Ages from 30-35	2.00%	2.00%
Ages from 35-50	1.00%	1.00%
Ages from 50-55	2.00%	2.00%
Ages from 55-58	3.00%	3.00%

Notes:

- The discount rate is based on the prevailing market yields of India Government securities as at the balance sheet date for the estimated term of obligations.
- The gratuity plan is funded.
- The estimates of future salary increases considered take into account the inflation, seniority, promotion and other relevant factors.

C. Details of the Gratuity and Compensated absences are as follows

Description	Year ended March 31, 2026		Year ended March 31, 2025	
	Amount (Rs. in lakhs)		Amount (Rs. in lakhs)	
	Gratuity	Compensated absences	Gratuity	Compensated absences
1. Movements in the present value of the defined benefit obligation are as follows:				
a. Opening defined benefit obligation	3,216.54	1,502.68	3,526.79	1,573.50
b. Current service cost	391.10	139.15	267.65	166.82
c. Interest cost	202.60	91.36	236.31	105.00
d. Settlement cost/(credit)	-	-	-	-
e. Acquisition cost/(credit)	-	-	-	7.24
f. Past Service Cost-Plan Amendment	424.81	1.11	-	-
g. Actuarial (gain)/loss from changes in financial assumptions	(143.37)	(58.37)	(294.78)	(150.46)
h. Actuarial (gain)/loss from changes in demographic assumptions	-	-	-	-
i. Actuarial (gain)/loss from experience adjustments	81.67	34.40	(217.72)	(52.41)
j. Benefits paid	(293.69)	(236.02)	(301.71)	(147.01)
Closing defined benefit obligation	3,879.66	1,473.53	3,216.54	1,502.68
2. Movements in the fair value of plan assets are as follows:				
a. Opening fair value of plan assets	3,449.37	-	3,268.22	-
b. Interest income	217.97	-	227.27	-
c. Acquisition Adjustment	-	-	-	-
d. Contributions from the employer	-	-	258.56	-
e. Return on plan assets greater/(lesser) than discount rate	94.83	-	(2.96)	-
f. Benefits paid	(293.69)	-	(301.71)	-
Closing fair value of plan assets	3,468.48	-	3,449.38	-



TATA STEEL DOWNSTREAM PRODUCTS LIMITED

Notes annexed to and forming part of the financial statements



3. Reconciliation of fair value of plan assets and obligations				
a. Fair value of plan assets	3,468.48	=	3,449.38	=
b. Present value of defined benefit obligation	(3,879.66)	(1,473.53)	(3,216.54)	(1,502.68)
Net Assets/(liability) arising from defined benefit obligation	(411.17)	(1,473.53)	232.85	(1,502.68)
4. Expenses recognised during the year				
A. Statement of profit and loss in respect of defined benefit plans				
a. Current service cost	391.11	139.15	267.65	166.82
b. Net interest (income)/expense	202.60	91.36	236.31	105.00
c. Past Service Cost-Plan Amendment	424.81	1.11	-	-
d. Actuarial (gain)/loss from changes in financial assumptions	-	(58.37)	-	(150.46)
e. Actuarial (gain)/loss from changes in demographic assumptions	-	-	-	-
f. Actuarial (gain)/loss from experience adjustments	-	34.40	-	(52.41)
g. Settlement Cost/(Credit)	-	-	-	-
Cost recognised in Statement of Profit and Loss	1,018.52	207.65	503.96	68.96
B. Remeasurement on the net defined benefit liability:				
a. Actuarial (gain)/loss from changes in financial assumptions	(143.37)	-	(294.78)	-
b. Actuarial (gain)/loss from changes in demographic assumptions	-	-	-	-
c. Actuarial (gain)/loss from experience adjustments	81.67	-	(217.72)	-
d. Return on plan assets (greater)/less than discount rate	(94.83)	-	2.96	-
Components of defined benefit costs recognised in other comprehensive income	(156.54)	-	(509.54)	-
5. Investment details				
a. Others (Funds with Life Insurance Corporation of India)	3,468.48	=	3,449.38	=

Description	Year ended March 31, 2026		Year ended March 31, 2025	
	Gratuity	Compensated absences	Gratuity	Compensated absences
6. Assumptions and Sensitivity				
a. Discount rate (per annum)	7.00%	7.00%	6.60%	6.60%
b. Estimated rate of return on plan assets (per annum)	9.07%	6.95%	6.95%	-
c. Average duration of the benefit obligation (In years)	-	-	-	-
- Active members	10.00	-	10.00	-
The Sensitivity analysis below has been determined based on reasonably possible changes of the respective assumptions occurring at the end of the reporting period, while holding all other assumptions constant.				
i) Effect [(gain) / loss] on defined benefit obligation of % change in discounting rate				
	Rs. In lakhs	Rs. In lakhs	Rs. In lakhs	Rs. In lakhs
- Effect of 1% increase in discounting rate	(325.22)	(131.72)	(274.05)	(138.73)
- Effect of 1% decrease in discounting rate	374.50	152.81	315.29	161.41
ii) Effect on defined benefit obligation of 1% change in salary escalation rate				
- Effect of 1% increase in salary escalation rate	316.49	150.31	309.00	158.16
- Effect of 1% decrease in salary escalation rate	(289.54)	(132.14)	(274.00)	(138.71)
The sensitivity analysis presented above may not be representative of the actual change in the defined benefit obligation as it is unlikely that the change in assumptions would occur in isolation of one another as some of the assumptions may be correlated.				

Furthermore, in presenting the above sensitivity analysis, the present value of the defined benefit obligation has been calculated using the projected unit credit method at the end of the reporting period, which the same as that applied in calculating the defined benefit obligation liability recognised in the balance sheet.

The expected return on plan assets is based on the return received on the Fund maintained with Life Insurance Corporation of India against liability.



TATA STEEL DOWNSTREAM PRODUCTS LIMITED

Notes annexed to and forming part of the financial statements



	Year ended March 31, 2026		Year ended March 31, 2025	
	Gratuity	Compensated absences	Gratuity	Compensated absences
	Rs. In lakhs	Rs. In lakhs	Rs. In lakhs	Rs. In lakhs
Non-current provisions (Refer note 20) / Other Current Assets	-	1,431.62	(232.85)	1,460.11
Current provisions (Refer note 20)	411.17	41.92	-	42.58

The plan assets of the Company are managed by Life Insurance Corporation of India to fund obligations of the Company with respect to the gratuity plan. Information on category of plan assets has not been provided by Life Insurance Corporation of India.

The company expects to contribute Rs. 411.17 lakhs (March 31, 2025 - Rs. Nil lakhs) to the funded gratuity plan during the next financial year.

D. Details of the Post Retirement Medical Benefit (PRMB) and Defined Pension are as follows:

Description	Year ended March 31, 2026		Year ended March 31, 2025	
	Amount (Rs. in lakhs)		Amount (Rs. in lakhs)	
	Medical	Pension	Medical	Pension
	Amount (Rs. in lakhs)	Amount (Rs. in lakhs)	Amount (Rs. in lakhs)	Amount (Rs. in lakhs)
1. Movements in the present value of the defined benefit obligation are as follows:				
a. Opening defined benefit obligation	828.76	834.70	1,466.68	865.97
b. Current service cost	82.38	-	66.37	-
c. Interest cost	54.46	53.15	51.85	56.98
d. Actuarial (gain)/loss from changes in financial assumptions	(80.52)	(57.89)	72.56	27.27
e. Actuarial (gain)/loss from changes in demographic assumptions	-	-	-	-
f. Actuarial (gain)/loss from experience adjustments	(15.38)	(32.40)	(823.08)	(54.70)
g. Benefits paid	(7.25)	(59.57)	(5.61)	(60.82)
Closing defined benefit obligation	862.46	737.99	828.76	834.70
2. Reconciliation of fair value of plan assets and obligations				
a. Fair value of plan assets	-	-	-	-
b. Present value of defined benefit obligation	(862.46)	(737.99)	(828.77)	(834.70)
Net Assets/(liability) arising from defined benefit obligation	(862.46)	(737.99)	(828.77)	(834.70)
Non-current provisions (Refer Note 20)	855.05	676.26	822.24	776.84
Current provisions (Refer Note 20)	7.41	61.73	6.52	57.87
3. Expenses recognised during the year				
A. Statement of profit and loss in respect of defined benefit plans:				
a. Current service cost	82.38	-	66.37	-
b. Net interest (income)/expense	54.46	53.15	51.85	56.98
c. Actuarial (gain)/loss from changes in financial assumptions	-	-	-	-
d. Actuarial (gain)/loss from changes in demographic assumptions	-	-	-	-
e. Actuarial (gain)/loss from experience adjustments	-	-	-	-
Cost recognised in Statement of Profit and Loss	136.84	53.15	118.22	56.98
B. Remeasurement on the net defined benefit liability:				
a. Actuarial (gain)/loss from changes in financial assumptions	(80.52)	(57.89)	72.56	27.27
b. Actuarial (gain)/loss from changes in demographic assumptions	-	-	-	-
c. Actuarial (gain)/loss from experience adjustments	(15.38)	(32.40)	(823.08)	(54.70)
Components of defined benefit costs recognised in other comprehensive income	(95.90)	(90.29)	(750.53)	(27.43)



9000-64

TATA STEEL DOWNSTREAM PRODUCTS LIMITED
Notes annexed to and forming part of the financial statements



4. Assumptions

	Year ended March 31, 2026		Year ended March 31, 2025	
	Amount (Rs. in lakhs)		Amount (Rs. in lakhs)	
	Medical	Pension	Medical	Pension
a. Discount rate (per annum)	7.00%	7.00%	6.60%	6.60%
b. Estimated rate of return on plan assets (per annum)	Not applicable	Not applicable	Not applicable	Not applicable
c. Rate of escalation in pension		6.00%		6.00%
d. Medical cost - % of annual entitlement utilised	8.00%		8.00%	
e. Average duration of the benefit obligation (in years)		10.00		10.00
- Active members				
f. Expected contribution to the defined benefit plans during the next financial year (Rs. in lakhs)	Not applicable	Not applicable	Not applicable	Not applicable

The Sensitivity analysis below has been determined based on reasonably possible changes of the respective assumptions occurring at the end of the reporting period, while holding all other assumptions constant.

g. Effect of 1% change (increase) in health care cost, current service and interest cost	188.90	193.29
h. Medical inflation rate	8.00%	8.00%
i. Closing balance of obligation - Sensitivity result: Effect of 1% change (decrease) in health care cost, current service and interest cost	(142.53)	(144.36)
j. Medical inflation rate	8.00%	8.00%

The sensitivity analysis presented above may not be representative of the actual change in the defined benefit obligation as it is unlikely that the change in assumptions would occur in isolation of one another as some of the assumptions may be correlated. The sensitivity impact related to pension is not material.

Furthermore, in presenting the above sensitivity analysis, the present value of the defined benefit obligation has been calculated using the projected unit credit method at the end of the reporting period, which is the same as that applied in calculating the defined benefit obligation liability recognised in the balance sheet.

E. Other disclosures

Net Asset/(Liability) recognised in the Balance Sheet (including experience adjustment impact)	2025-26	2024-25	2023-24	2022-23	2021-22	2020-21
	Amount (Rs. in lakhs)	Amount (Rs. in lakhs)	Amount (Rs. in lakhs)	Amount (Rs. in lakhs)	Amount (Rs. in lakhs)	Amount (Rs. in lakhs)
I. Gratuity						
a) Present value of defined benefit obligation	3,879.66	3,216.54	3,526.77	3,181.08	2,810.65	2,493.55
b) Fair value of plan assets	3,468.48	3,449.38	3,268.21	2,923.98	2,845.57	2,405.43
c) Surplus / (deficit) in plan assets	(411.18)	232.85	(258.56)	(257.10)	34.92	(88.12)
II. Compensated absences						
a) Present value of defined benefit obligation	1,473.53	1,502.68	1,573.50	1,441.18	1,308.18	1,283.99
b) Fair value of plan assets	N/A	N/A	N/A	N/A	N/A	N/A
c) Surplus / (deficit) in plan assets	(1,473.53)	(1,502.68)	(1,573.50)	(1,441.18)	(1,308.18)	(1,283.99)
III. Medical						
a) Present value of defined benefit obligation	862.46	828.77	1,466.68	939.59	928.85	896.14
b) Fair value of plan assets	N/A	N/A	N/A	N/A	N/A	N/A
c) Surplus / (deficit) in plan assets	(862.46)	(828.77)	(1,466.68)	(939.59)	(928.85)	(896.14)
IV. Pension						
a) Present value of defined benefit obligation	737.99	834.70	865.97	795.44	793.58	765.20
b) Fair value of plan assets	N/A	N/A	N/A	N/A	N/A	N/A
c) Surplus / (deficit) in plan assets	(737.99)	(834.70)	(865.97)	(795.44)	(793.58)	(765.20)



TATA STEEL DOWNSTREAM PRODUCTS LIMITED
Notes annexed to and forming part of the financial statements



Note 44. Details of dues to micro and small enterprises

Disclosures required under Section 22 of the Micro, Small and Medium Enterprises Development Act, 2006.

Description	Year ended March 31, 2026 (Rs. in lakhs)	Year ended March 31, 2025 (Rs. in lakhs)
a. Total amount remaining unpaid to any supplier as at the end of accounting year		
- Principal #	1,296.81	1,074.97
- Interest due thereon	18.16	6.09
b. Principal amounts paid to suppliers registered under the Micro, Small and Medium Enterprises Development Act, 2006, beyond the due date during the year	620.77	1,475.04
c. Total interest paid on all delayed payments during the year under section 16 of the Micro, Small and Medium Enterprises Development Act, 2006.	-	-
d. Interest due on principal amounts paid beyond the due date during the year but without the interest amounts under section 16 of the Micro, Small and Medium Enterprises Development Act, 2006.	-	0.21
e. Interest accrued and remaining unpaid	18.16	6.30
f. Further interest remaining due and payable even in the succeeding years for the purpose of disallowance of a deductible expenditure under section 23 of the Micro, Small and Medium Enterprises Development Act, 2006.	135.96	117.80

Includes Capital Creditors of Rs. 294.52 lakhs (March 31, 2025 - Rs. 284.71 lakhs)





Note 45: Financial Instruments

A. Capital management

The Company manages its capital to ensure that the Company will be able to continue as a going concern while maximising the return to stakeholders through the optimisation of the debt and equity balance.

The capital structure of the Company consists of net debt (borrowings offset by cash and cash equivalents and other bank balances) and total equity of the Company.

The Company's management reviews the capital structure periodically on the basis of net debt to equity ratio and also considers the cost of capital and the associated risks.

Gearing ratio

The gearing ratio at end of the reporting period was as follows:

	(Rs. in lakhs)	
	As at March 31, 2026	As at March 31, 2025
Debt (i)	18,416.68	26,174.35
Cash and cash equivalents (Refer note 12)	6,986.51	2,556.62
Net debt	11,430.17	23,517.73
Total equity	3,41,473.41	3,61,936.74
Net debt to equity ratio	3.35%	6.50%

(i) Debt is defined as long term borrowings, current borrowings and lease liabilities as described in notes 16, 17 and 18.

B. Categories of financial instruments

	(Rs. in lakhs)	
	As at March 31, 2026	As at March 31, 2025
Financial assets		
Mandatorily measured at amortised cost		
(a) Cash and cash equivalents (refer note 12)	6,986.51	2,556.62
(b) Trade Receivables (refer note 11)	17,105.43	22,023.33
(c) Other financial assets (including loans)	300.68	288.64
Financial liabilities		
Mandatorily measured at amortised cost		
(a) Borrowings	14,344.94	21,965.49
(b) Lease liability	4,071.74	4,208.86
(c) Trade payables	22,768.31	19,169.47
(d) Other financial liabilities	12,128.27	6,589.65

The company has no financial assets and financial liabilities measured at fair value through Profit and Loss (FVTPL) and fair value through other comprehensive income (FVTOCI) other than as mentioned in Note 6.

C. Financial risk management objectives

The Company is exposed to market risk (including currency risk, interest rate risk and other price risk), credit risk and liquidity risk.

The objective of the Company's risk management framework is to manage the above risks and aims to:

- Identify and manage the Company's debt and related interest rate risk
- reduce overall interest cost to the Company
- identifying the tools to be used for insuring the risks such as interest rate swap
- management of foreign currency positions, derivative transactions and related risks
- ensure suitability of the derivative transaction to the Company.

D. Market risk

The Company's activities expose it primarily to the financial risks of changes in foreign currency exchange rates and interest rates. The Company enters into a variety of derivative financial instruments to manage its exposure to foreign currency risk and interest rate risk, including:

- (i) forward foreign exchange contract to hedge the exchange rate risk arising on the foreign currency outstanding;
- (ii) interest rate swaps to mitigate the risk of rising interest rates; and
- (iii) cross currency interest rate swaps to mitigate the risk of rising currency and interest rates.





E. Foreign currency risk management

The Company undertakes transactions denominated in foreign currencies; consequently, exposures to exchange rate fluctuations arise. Exchange rate exposures are managed within approved policy parameters utilising forward exchange contracts. The carrying amount of the Company's foreign currency denominated monetary assets and monetary liabilities at the end of the reporting periods are as follows :

	Liabilities as at (Rs. in lakhs)		Assets as at (Rs. in lakhs)	
	As at March 31, 2026	As at March 31, 2025	As at March 31, 2026	As at March 31, 2025
USD	(144.11)	-	-	-
EURO	(452.22)	-	-	6,261.88

Foreign currency sensitivity analysis

The Company is mainly exposed to the fluctuations in the rates of foreign currency i.e. Euro. The following table details the Company's sensitivity to a 10% increase and decrease in INR against the relevant foreign currencies. 10% is the sensitivity rate used when reporting foreign currency risk internally to key management personnel and represents management's assessment of the reasonably possible change in foreign exchange rates. The sensitivity analysis comprises outstanding foreign currency denominated monetary items. A positive number below indicates an increase in profit or equity where the INR strengthens 10% against the relevant currency. For a 10% weakening of the INR against relevant currency, there would be a comparable impact on the profit or equity, and the balances below would be negative.

	Impact	
	2025-26	2024-25
Impact on profit for the year (l) (Rs. in lakhs)	59.63	626.19
Impact on total equity as the end of reporting period (Rs. in lakhs)	59.63	626.19

This is mainly attributable to the exposure outstanding in EURO and USD for foreign currency payables of the company at the end of the reporting period.

F. Interest rate risk management

The Company is exposed to interest rate risk as the Company borrows funds at both fixed and floating interest rates. The Company manages the risk by maintaining an appropriate mix between fixed and floating rate borrowings. Hedging activities are evaluated to align with interest rate views and defined risk appetite, to deploy the most cost effective hedging strategies.

(i) Interest rate sensitivity analysis

The sensitivity analyses below have been determined based on the exposure to interest rates for floating borrowings at the end of the reporting period. For floating rate liabilities, the analysis is prepared assuming the amount of the liability outstanding at the end of the reporting period was outstanding for the whole year.

If interest rates had been 100 basis points higher/lower and all other variables were held constant, the Company's profit for the year ended March 31, 2026 would decrease/increase by Rs. Nil (for the year ended March 31, 2025: decrease/increase by Nil). This is mainly attributable to the Company's nil exposure to interest rates in its variable cost borrowings.

G. Credit risk management

Credit risk refers to the risk that a counterparty will default on its contractual obligations resulting in financial loss to the Company. The Company has adopted a policy of only dealing with creditworthy counterparties as a means to mitigate the risk of financial loss from defaults.

Apart from Tata Steel Limited (Refer Note 11), the Company does not have significant credit risk exposure to any single counterparty.



TATA STEEL DOWNSTREAM PRODUCTS LIMITED
Notes annexed to and forming part of the financial statements



H. Liquidity risk management

The ultimate responsibility for liquidity risk management rests with the management of the Company, which has established an appropriate risk management framework for the management of the Company's short-term, medium-term and long-term funding and liquidity requirements. The Company manages liquidity risk by maintaining adequate reserves, banking facilities and reserve borrowing facilities, by continuously monitoring forecast and actual cash flows, and by matching the maturing profiles of financial assets and liabilities.

The following table detail the Company's remaining contractual maturity for its non-derivative financial liabilities with agreed repayment periods. The table has been drawn up based on the undiscounted cash flows of financial liabilities based on the earliest date on which the Company can be required to pay. The table includes both interest and principal cash flows. To the extent that interest flows are floating rate, the undiscounted amount is derived from interest rate curves at the end of the reporting period. The contractual maturity is based on the earliest date on which the Company may be required to pay.

	Less than 1 year (Rs. in lakhs)	1-5 years (Rs. in lakhs)	More than 5 years (Rs. in lakhs)	Total (Rs. in lakhs)	Carrying amount (Rs. in lakhs)
March 31, 2026					
Non-interest bearing	30,288.71	4,290.54	2,356.38	36,935.63	34,995.89
Variable interest rate instruments	-	-	-	-	-
Fixed interest rate instruments	5,510.06	10,728.81	6,645.01	22,883.88	18,317.37
	35,798.77	15,019.35	9,001.39	59,819.51	53,313.26
March 31, 2025					
Non-interest bearing	23,329.44	1,646.99	1,111.17	26,087.60	25,854.61
Variable interest rate instruments	-	-	-	-	-
Fixed interest rate instruments	6,847.56	17,020.14	7,108.55	30,976.25	26,078.86
	30,177.00	18,667.13	8,219.72	57,063.85	51,933.47

I. Fair value measurement

Fair value of the Company's financial assets and financial liabilities that are measured at fair value on a recurring basis.

The Company's financial assets which are measured at fair value at the end of each reporting period comprises of Non-Current investments carried at their fair value (Rs. Nil).

Fair value of the Company's financial assets and financial liabilities that are not measured at fair value on a recurring basis

The directors consider that the carrying amounts of financial assets and financial liabilities recognised in the financial statements approximate their fair values.



TATA STEEL DOWNSTREAM PRODUCTS LIMITED
Notes annexed to and forming part of the financial statements



Note 46 : Analytical Ratios

The following reflects the ratios and the data used in its computation. Reasons for variance have been provided for variance more than 25%.

Ratio	Ratios		% Variance	Reason for Variance
	31 st March 2026	31 st March 2025		
(a) Current Ratio = Current Assets / (Current Liabilities - Current maturities of Non Current Borrowings and Lease Obligations)	3.60	4.37	-17.6%	
(b) Debt-Equity Ratio = Total Debt/Shareholder's Equity	0.05	0.07	-25.4%	Repayment of short-term borrowings due to lower working capital requirements has resulted in favourable ratio.
(c) Debt Service Coverage Ratio (DSCR) = Earnings available for debt service / debt service	0.19	3.44	-94.5%	Provision for impairment of investments has resulted in lower earnings available for debt service and hence, adverse ratio.
(d) Return on Equity Ratio (%) = Net Profits after taxes / Average shareholder's equity	-1.63%	6.04%	-126.9%	Provision for impairment of investments has resulted lower net profit after taxes and hence, adverse ratio.
(e) Inventory Turnover Ratio (In days) = Average Inventory / (Revenue from operations) * 365 days	40	47	-14.0%	
(f) Trade Receivables Turnover Ratio (In days) = Average Trade Receivable / (Revenue from operations) * 365 days	9	10	-11.3%	
(g) Trade Payables Turnover Ratio (In days) = Average Trade Payables / (Cost of materials and services consumed / used) * 365 days	10	11	-10%	
(h) Net Capital Turnover Ratio (in days) = Average Working Capital / (Revenue from operations) * 365 days	42	47	-9%	
(i) Net Profit Ratio (%) = Net Profit after taxes / Total revenue from operations	-0.70%	2.91%	-124.14%	Provision for impairment of investments has resulted lower net profit after taxes and hence, adverse ratio.
(j) Return on Capital Employed (%) (ROCE) = Earnings before Interest and Tax / Capital Employed	10.41%	8.21%	26.85%	Higher profit before exceptional items leading to favorable ratio.
(k) Return on Investment (%) (ROI) = Income from Short Term Investments / Average Invested Funds in Treasury Investment	-	-	0.0%	

Notes :

Total Debt = Borrowings + Lease liabilities

Shareholder's Equity = Total Equity

Earnings available for debt service = Net Profit after taxes + Deferred Tax Expense + Depreciation + Finance costs

Debt service = Interest Costs + Principal Repayments of Long Term borrowings

Cost of materials and services consumed / used = Total Expenses - Depreciation - Finance Costs - Other expenses not in the nature of materials / services

Working Capital = Current Assets - Current Liabilities excluding Current maturities of Non Current Borrowings and Lease Obligations

Earnings before Interest and Tax = Profit before exceptional items and tax + Finance costs

Capital Employed = Total Equity + Borrowings + Lease liabilities + Deferred Tax Liability - Other Intangible Assets

Note 47:

(a) No funds have been advanced or loaned or invested (either from borrowed funds or share premium or any other sources or kind of funds) by the Company to or in any other person(s) or entity(ies), including foreign entities ("Intermediaries"), with the understanding, whether recorded in writing or otherwise, that the Intermediary shall, whether directly or indirectly, lend or invest in other persons or entities identified in any manner whatsoever by or on behalf of the Company ("Ultimate Beneficiaries") or provide any guarantee, security or the like on behalf of the Ultimate Beneficiaries.

(b) The Company has not received any fund from any person(s) or entity(ies), including foreign entities ("Funding Parties"), with the understanding, whether recorded in writing or otherwise, that the Company shall, whether directly or indirectly, lend or invest in other persons or entities identified in any manner whatsoever by or on behalf of the Funding Party ("Ultimate Beneficiaries") or provide any guarantee, security or the like on behalf of the Ultimate Beneficiaries.

Note 48:

The Company has done an assessment to identify Core Investment Company (CIC) [including CICs in the Group] as per the necessary guidelines of Reserve Bank of India (including Core Investment Companies (Reserve Bank) Directions, 2025). The Companies identified as CICs at Group level are Panatone Finvest Limited, TATA Industries Limited, TATA Sons Private Limited, TMF Holdings Limited, Probravny Private Limited and T S Investments.

Note 49:

The Company has not granted secured/unsecured loans/advances in nature of loans to any parties. Further, the Company has not made any investments or stood guarantee or provided security to any parties during the year.



9000-70

TATA STEEL DOWNSTREAM PRODUCTS LIMITED
Notes annexed to and forming part of the financial statements



Note 50:

No proceedings have been initiated on or are pending against the Company for holding benami property under the Benami Transactions (Prohibition) Act, 1988 (45 of 1988) and Rules made thereunder.

Note 51:

The Company has no transactions with the companies struck off under Companies Act, 2013 or Companies Act, 1956.

Note 52:

The Company has complied with the number of layers prescribed under the Companies Act, 2013.

Note 53:

The Company has not been declared wilful defaulter by any bank or financial institution or government or any government authority, as applicable.

Note 54:

The Company has not traded or invested in crypto currency or virtual currency during the current or previous year.

Note 55:

There are no amounts which were required to be transferred to the Investor Education and Protection Fund by the Company.

Note 56:

The dividend declared by the Company is based on profits available for distribution as reported in the financial statements of the Company. On April 21, 2026, the Board of Directors of the Company had proposed a dividend of ₹2.50 per Ordinary share of ₹10 each in respect of the year ended March 31, 2026 subject to the approval of shareholders at the Annual General Meeting. If approved, the dividend would result in a cash outflow of approximately ₹6,075.99 lakhs.

Note 57:

These financial statements are separate financial statements within the meaning of Ind AS 27 "Separate Financial Statements". The Company has availed the exemption granted by the Companies Act 2013, from preparation of consolidated financial statement of the Company and its associates and joint ventures by complying with all the requirements for availing such exemption. Tata Steel Limited (The Holding Company) prepares the consolidated financial statements that comply with Ind AS which includes Tata Steel Downstream Products Limited and its joint ventures and associates.

For Price Waterhouse & Co Chartered Accountants LLP
Firm Registration Number: 304026E/E-300009

For and on behalf of the Board

Piyush Sonthalia
Partner
Membership No. : 062447

Prabhat Kumar
Chairman
DIN: 08263070

Jyoti Srivastava
Company Secretary

Subhra Sengupta
Chief Financial Officer

Jagjit Singh
Managing Director
DIN: 11080172
Date: 21 April 2026
Place: Kolkata

Date: 21 April 2026
Place: Kolkata