

Price Waterhouse & Co Chartered Accountants LLP

Independent auditor's report

To the Members of The Tata Pigments Limited

Report on the audit of the financial statements

Opinion

1. We have audited the accompanying financial statements of The Tata Pigments Limited ("the Company"), which comprise the balance sheet as at March 31, 2020, and the statement of Profit and Loss (including Other Comprehensive Income), statement of changes in equity and statement of cash flows for the year then ended, and notes to the financial statements, including a summary of significant accounting policies and other explanatory information.
2. In our opinion and to the best of our information and according to the explanations given to us, the aforesaid financial statements give the information required by the Companies Act, 2013 ("the Act") in the manner so required and give a true and fair view in conformity with the accounting principles generally accepted in India, of the state of affairs of the Company as at March 31, 2020, total comprehensive income (comprising of profit and other comprehensive income), changes in equity and its cash flows for the year then ended.

Basis for opinion

3. We conducted our audit in accordance with the Standards on Auditing (SAs) specified under section 143(10) of the Act. Our responsibilities under those Standards are further described in the Auditor's Responsibilities for the Audit of the Financial Statements section of our report. We are independent of the Company in accordance with the Code of Ethics issued by the Institute of Chartered Accountants of India together with the ethical requirements that are relevant to our audit of the financial statements under the provisions of the Act and the Rules thereunder, and we have fulfilled our other ethical responsibilities in accordance with these requirements and the Code of Ethics. We believe that the audit evidence we have obtained is sufficient and appropriate to provide a basis for our opinion.

Emphasis of matter

4. We draw your attention to Note 27 to the financial statements, which describes the management's assessment of the impact of the outbreak of Coronavirus (Covid-19) on the business operations of the Company. The management believes that no adjustments are required in the financial statements as it does not impact the current financial year, however, in view of the various preventive measures taken (such as complete lock-down restrictions by the Government of India, travel restrictions etc.) and highly uncertain economic environment, a definitive assessment of the impact on the subsequent periods is highly dependent upon circumstances as they evolve.

Our opinion is not modified in respect of this matter.

Other Information

5. The Company's Board of Directors is responsible for the other information. The other information comprises the information included in the Director's report, but does not include the financial statements and our auditor's report thereon. The Director's report is expected to be made available to us after the date of this auditor's report.



Price Waterhouse & Co Chartered Accountants LLP, 252, Veer Savarkar Marg, Shivaji Park, Dadar (West)
Mumbai - 400 028

T: +91 (22) 66691500, F: +91 (22) 66547804 / 07

Registered office and Head office: Plot No. Y-14, Block EP, Sector V, Sall Lake Electronic Complex, Bldhan Nagar, Kolkata 700 091

Price Waterhouse & Co. (a Partnership Firm) converted into Price Waterhouse & Co Chartered Accountants LLP (a Limited Liability Partnership with LLP identity no. LLPIN AAC-4362) with effect from July 7, 2014. Post its conversion to Price Waterhouse & Co Chartered Accountants LLP, its ICAI registration number is

Price Waterhouse & Co Chartered Accountants LLP

INDEPENDENT AUDITOR'S REPORT

To the Members of The Tata Pigments Limited

Report on audit of the Financial Statements

Page 2 of 4

Our opinion on the financial statements does not cover the other information and we will not express any form of assurance conclusion thereon.

In connection with our audit of the financial statements, our responsibility is to read the other information identified above when it becomes available and, in doing so, consider whether the other information is materially inconsistent with the financial statements or our knowledge obtained in the audit, or otherwise appears to be materially misstated.

When we read the Director's report, if we conclude that there is a material misstatement therein, we are required to communicate the matter to those charged with governance and take appropriate action as applicable under the relevant laws and regulations.

Responsibilities of management and those charged with governance for the financial statements

6. The Company's Board of Directors is responsible for the matters stated in section 134(5) of the Act with respect to the preparation of these financial statements that give a true and fair view of the financial position, financial performance, changes in equity and cash flows of the Company in accordance with the accounting principles generally accepted in India, including the Accounting Standards specified under section 133 of the Act. This responsibility also includes maintenance of adequate accounting records in accordance with the provisions of the Act for safeguarding of the assets of the Company and for preventing and detecting frauds and other irregularities; selection and application of appropriate accounting policies; making judgments and estimates that are reasonable and prudent; and design, implementation and maintenance of adequate internal financial controls, that were operating effectively for ensuring the accuracy and completeness of the accounting records, relevant to the preparation and presentation of the financial statements that give a true and fair view and are free from material misstatement, whether due to fraud or error.
7. In preparing the financial statements, management is responsible for assessing the Company's ability to continue as a going concern, disclosing, as applicable, matters related to going concern and using the going concern basis of accounting unless management either intends to liquidate the Company or to cease operations, or has no realistic alternative but to do so. Those Board of Directors are also responsible for overseeing the Company's financial reporting process.

Auditor's responsibilities for the audit of the financial statements

8. Our objectives are to obtain reasonable assurance about whether the financial statements as a whole are free from material misstatement, whether due to fraud or error, and to issue an auditor's report that includes our opinion. Reasonable assurance is a high level of assurance but is not a guarantee that an audit conducted in accordance with SAs will always detect a material misstatement when it exists. Misstatements can arise from fraud or error and are considered material if, individually or in the aggregate, they could reasonably be expected to influence the economic decisions of users taken on the basis of these financial statements.
9. As part of an audit in accordance with SAs, we exercise professional judgment and maintain professional scepticism throughout the audit. We also:
 - Identify and assess the risks of material misstatement of the financial statements, whether due to fraud or error, design and perform audit procedures responsive to those risks, and obtain audit evidence that is sufficient and appropriate to provide a basis for our opinion. The risk of not detecting a material misstatement resulting from fraud is higher than for one resulting from error, as fraud may involve collusion, forgery, intentional omissions, misrepresentations, or the override of internal control.



Price Waterhouse & Co Chartered Accountants LLP

INDEPENDENT AUDITOR'S REPORT

To the Members of The Tata Pigments Limited

Report on audit of the Financial Statements

Page 3 of 4

- Obtain an understanding of internal control relevant to the audit in order to design audit procedures that are appropriate in the circumstances. Under Section 143(3)(i) of the Act, we are also responsible for expressing our opinion on whether the company has adequate internal financial controls with reference to financial statements in place and the operating effectiveness of such controls.
 - Evaluate the appropriateness of accounting policies used and the reasonableness of accounting estimates and related disclosures made by management.
 - Conclude on the appropriateness of management's use of the going concern basis of accounting and, based on the audit evidence obtained, whether a material uncertainty exists related to events or conditions that may cast significant doubt on the Company's ability to continue as a going concern. If we conclude that a material uncertainty exists, we are required to draw attention in our auditor's report to the related disclosures in the financial statements or, if such disclosures are inadequate, to modify our opinion. Our conclusions are based on the audit evidence obtained up to the date of our auditor's report. However, future events or conditions may cause the Company to cease to continue as a going concern.
 - Evaluate the overall presentation, structure and content of the financial statements, including the disclosures, and whether the financial statements represent the underlying transactions and events in a manner that achieves fair presentation.
10. We communicate with those charged with governance regarding, among other matters, the planned scope and timing of the audit and significant audit findings, including any significant deficiencies in internal control that we identify during our audit.
11. We also provide those charged with governance with a statement that we have complied with relevant ethical requirements regarding independence, and to communicate with them all relationships and other matters that may reasonably be thought to bear on our independence, and where applicable, related safeguards.

Report on other legal and regulatory requirements

12. As required by the Companies (Auditor's Report) Order, 2016 ("the Order"), issued by the Central Government of India in terms of sub-section (11) of section 143 of the Act, we give in the Annexure B a statement on the matters specified in paragraphs 3 and 4 of the Order, to the extent applicable.
13. As required by Section 143(3) of the Act, we report that:
- (a) We have sought and obtained all the information and explanations which to the best of our knowledge and belief were necessary for the purposes of our audit.
 - (b) In our opinion, proper books of account as required by law have been kept by the Company so far as it appears from our examination of those books.
 - (c) The Balance Sheet, the Statement of Profit and Loss (including other comprehensive income), the Statement of Changes in Equity and Cash Flow Statement dealt with by this Report are in agreement with the books of account.
 - (d) In our opinion, the aforesaid financial statements comply with the Accounting Standards specified under Section 133 of the Act.



Price Waterhouse & Co Chartered Accountants LLP

INDEPENDENT AUDITOR'S REPORT

To the Members of The Tata Pigments Limited

Report on audit of the Financial Statements

Page 4 of 4

- (e) On the basis of the written representations received from the directors as on March 31, 2020 taken on record by the Board of Directors, none of the directors is disqualified as on March 31, 2020 from being appointed as a director in terms of Section 164 (2) of the Act.
 - (f) With respect to the adequacy of the internal financial controls with reference to financial statements of the Company and the operating effectiveness of such controls, refer to our separate Report in "Annexure A".
 - (g) With respect to the other matters to be included in the Auditor's Report in accordance with Rule 11 of the Companies (Audit and Auditors) Rules, 2014, in our opinion and to the best of our information and according to the explanations given to us:
 - i. The Company has disclosed the impact of pending litigations on its financial position in its financial statements – Refer Note 29 to the financial statements;
 - ii. The Company did not have any long-term contracts including derivative contracts as at March 31, 2020.
 - iii. There were no amounts which were required to be transferred to the Investor Education and Protection Fund by the Company during the year ended March 31, 2020.
 - iv. The reporting on disclosures relating to Specified Bank Notes is not applicable to the Company for the year ended March 31, 2020.
14. The Company has paid/ provided for managerial remuneration in accordance with the requisite approvals mandated by the provisions of Section 197 read with Schedule V to the Act.

For Price Waterhouse and Co Chartered Accountants LLP
Firm Registration Number: 304026E/E300009
Chartered Accountants

Gautam Wadhwa

Gautam Wadhwa

Partner

Membership Number: 508835

UDIN: 20508835AAAABQ9776

Place: Mumbai

Date: May 21, 2020

Price Waterhouse & Co Chartered Accountants LLP

Annexure A to Independent Auditors' Report

Referred to in paragraph 13(f) of the Independent Auditors' Report of even date to the members of The Tata Pigments Limited on the financial statements for the year ended March 31, 2020

Page 1 of 2

Report on the Internal Financial Controls with reference to financial statements under Clause (i) of Sub-section 3 of Section 143 of the Act


1. We have audited the internal financial controls with reference to financial statements of The Tata Pigments Limited ("the Company") as of March 31, 2020 in conjunction with our audit of the financial statements of the Company for the year ended on that date.

Management's Responsibility for Internal Financial Controls

2. The Company's management is responsible for establishing and maintaining internal financial controls based on the internal control over financial reporting criteria established by the Company considering the essential components of internal control stated in the Guidance Note on Audit of Internal Financial Controls Over Financial Reporting issued by the Institute of Chartered Accountants of India (ICAI). These responsibilities include the design, implementation and maintenance of adequate internal financial controls that were operating effectively for ensuring the orderly and efficient conduct of its business, including adherence to company's policies, the safeguarding of its assets, the prevention and detection of frauds and errors, the accuracy and completeness of the accounting records, and the timely preparation of reliable financial information, as required under the Act.

Auditors' Responsibility

3. Our responsibility is to express an opinion on the Company's internal financial controls with reference to financial statements based on our audit. We conducted our audit in accordance with the Guidance Note on Audit of Internal Financial Controls Over Financial Reporting (the "Guidance Note") and the Standards on Auditing deemed to be prescribed under section 143(10) of the Act to the extent applicable to an audit of internal financial controls, both applicable to an audit of internal financial controls and both issued by the ICAI. Those Standards and the Guidance Note require that we comply with ethical requirements and plan and perform the audit to obtain reasonable assurance about whether adequate internal financial controls with reference to financial statements was established and maintained and if such controls operated effectively in all material respects.
4. Our audit involves performing procedures to obtain audit evidence about the adequacy of the internal financial controls system with reference to financial statements and their operating effectiveness. Our audit of internal financial controls with reference to financial statements included obtaining an understanding of internal financial controls with reference to financial statements, assessing the risk that a material weakness exists, and testing and evaluating the design and operating effectiveness of internal control based on the assessed risk. The procedures selected depend on the auditor's judgement, including the assessment of the risks of material misstatement of the financial statements, whether due to fraud or error.
5. We believe that the audit evidence we have obtained is sufficient and appropriate to provide a basis for our audit opinion on the Company's internal financial controls system with reference to financial statements.



Price Waterhouse & Co Chartered Accountants LLP

Annexure A to Independent Auditors' Report

Referred to in paragraph 13(f) of the Independent Auditors' Report of even date to the members of The Tata Pigments Limited on the financial statements for the year ended March 31, 2020

Page 2 of 2

Meaning of Internal Financial Controls with reference to financial statements

6. A company's internal financial controls with reference to financial statements is a process designed to provide reasonable assurance regarding the reliability of financial reporting and the preparation of financial statements for external purposes in accordance with generally accepted accounting principles. A company's internal financial controls with reference to financial statements includes those policies and procedures that (1) pertain to the maintenance of records that, in reasonable detail, accurately and fairly reflect the transactions and dispositions of the assets of the company; (2) provide reasonable assurance that transactions are recorded as necessary to permit preparation of financial statements in accordance with generally accepted accounting principles, and that receipts and expenditures of the company are being made only in accordance with authorisations of management and directors of the company; and (3) provide reasonable assurance regarding prevention or timely detection of unauthorised acquisition, use, or disposition of the company's assets that could have a material effect on the financial statements.

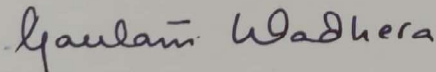
Inherent Limitations of Internal Financial Controls with reference to financial statements

7. Because of the inherent limitations of internal financial controls with reference to financial statements, including the possibility of collusion or improper management override of controls, material misstatements due to error or fraud may occur and not be detected. Also, projections of any evaluation of the internal financial controls with reference to financial statements to future periods are subject to the risk that the internal financial control controls with reference to financial statements may become inadequate because of changes in conditions, or that the degree of compliance with the policies or procedures may deteriorate.

Opinion

8. In our opinion, the Company has, in all material respects, an adequate internal financial controls system with reference to financial statements and such internal financial controls with reference to financial statements were operating effectively as at March 31, 2020, based on the internal control over financial reporting criteria established by the Company considering the essential components of internal control stated in the Guidance Note on Audit of Internal Financial Controls Over Financial Reporting issued by the Institute of Chartered Accountants of India.

For Price Waterhouse & Co Chartered Accountants LLP
Firm Registration Number: 304026E/ E-300009 .
Chartered Accountants



Gautam Wadhwa
Partner
Membership Number: 508835

UDIN: 20508835AAAABQ9776
Place: Mumbai
Date: May 21, 2020

Price Waterhouse & Co Chartered Accountants LLP

Annexure B to Independent Auditors' Report

Referred to in paragraph 12 of the Independent Auditors' Report of even date to the members of The Tata Pigments Limited on the financial statements as of and for the year ended March 31, 2020

- i. (a) The Company is maintaining proper records showing full particulars, including quantitative details and situation, of fixed assets.
 - (b) The fixed assets are physically verified by the Management at interval of three years and cover all the assets in the year of verification and which in our opinion, is reasonable having regard to the size of the Company and the nature of its assets. The fixed assets of the Company have been physically verified by the Management during the year and no material discrepancies have been noticed on such verification.
 - (c) The title deeds of immovable properties, as disclosed in Note 3 on fixed assets to the financial statements, are held in the name of the Company. In respect of immovable properties of self-constructed buildings on leasehold land which are disclosed as fixed assets in the financial statements, the lease agreement is in the name of the Company, where the Company is the lessee in the agreement.
- ii. The physical verification of inventory, excluding stocks with third parties, have been conducted at reasonable intervals by the Management during the year. In respect of inventory lying with third parties, these have substantially been confirmed by them. The discrepancies noticed on physical verification of inventory as compared to book records were not material as compared to book records and have been appropriately dealt with in the books of accounts.
- iii. The Company has not granted any loans, secured or unsecured, to companies, firms, Limited Liability Partnerships or other parties covered in the register maintained under Section 189 of the Act. Therefore, the provisions of Clause 3(iii), (iii)(a), (iii)(b) and (iii)(c) of the said Order are not applicable to the Company.
- iv. The Company has not granted any loans or made any investments, or provided any guarantees or security to the parties covered under Section 185 and 186. Therefore, the provisions of Clause 3(iv) of the said Order are not applicable to the Company.
- v. The Company has not accepted any deposits from the public within the meaning of Sections 73, 74, 75 and 76 of the Act and the Rules framed there under to the extent notified.
- vi. Pursuant to the rules made by the Central Government of India, the Company is required to maintain cost records as specified under Section 148(1) of the Act in respect of its products. We have broadly reviewed the same, and are of the opinion that, prima facie, the prescribed accounts and records have been made and maintained. We have not, however, made a detailed examination of the records with a view to determine whether they are accurate or complete.
- vii. (a) According to the information and explanations given to us and the records of the Company examined by us, in our opinion, the Company is regular in depositing the undisputed statutory dues, including provident fund, employees' state insurance, income tax, sales tax, service tax, duty of customs, duty of excise, value added tax, goods and service tax and other material statutory dues, as applicable, with the appropriate authorities. We are informed that Company has applied for exemption from operation of Employee State Insurance Act. We are informed that action taken by the authorities to bring the employee of the Company under Employee's State Insurance Scheme has been contested by the Company and payment has not been made of the contribution demanded. Also refer Note 34 to the financial statements regarding management's assessment on certain matters relating to provident fund.



Price Waterhouse & Co Chartered Accountants LLP

Annexure B to Independent Auditors' Report

Referred to in paragraph 12 of the Independent Auditors' Report of even date to the members of The Tata Pigments Limited on the financial statements for the year ended March 31, 2020
Page 2 of 3


Further, for the period March 1, 2020 to March 31, 2020, the Company has paid Goods and Service Tax and filed Form-GSTR 3B after the due date but within the timelines allowed by Ministry of Finance under the Notification Number CBEC-20/06/04-2020 -GST] dated April 03, 2020 on fulfilment of conditions specified therein.

- (b) According to the information and explanations given to us and the records of the Company examined by us, there are no dues of income-tax, duty of customs, duty of excise or goods and service tax which have not been deposited on account of any dispute. The particulars of dues of central sales tax, service tax, value added tax and entry tax as at March 31, 2020 which have not been deposited on account of dispute, are as follows:

Name of the statute	Nature of dues	Amount (Rs. In lacs)	Period to which the amount relates	Forum where the dispute is pending
Finance Act, 1994	Service Tax	1.67	2012-2013	Central Excise & Service Tax Appellate Tribunal
Central Sales Tax	Sales Tax	7.37	1988-1989, 1997-1998, 1998-1999 & 2002-2003	Deputy Commissioner (Appeal)
Central Sales Tax	Sales Tax	404.78	2000-2001 to 2005-2006 & 2013-2014 to 2015-2016	Joint Commissioner (Appeal)
Value Added Tax	Sales Tax	282.44	2009-2010 & 2011-2012 to 2015-2016	Joint Commissioner (Appeal)
Entry Tax	Entry Tax	97.62	1995-2003, 2008-2009, 2009-2010 & 2010-2011	Commercial Tax Appellate Tribunal

*net of amount paid under protest

- viii. As the Company does not have any loans or borrowings from any financial institution or bank or Government, nor has it issued any debentures as at the balance sheet date, the provisions of Clause 3(viii) of the Order are not applicable to the Company.
- ix. The Company has not raised any moneys by way of initial public offer, further public offer (including debt instruments) and term loans. Accordingly, the provisions of Clause 3(ix) of the Order are not applicable to the Company.
- x. During the course of our examination of the books and records of the Company, carried out in accordance with the generally accepted auditing practices in India, and according to the information and explanations given to us, we have neither come across any instance of material fraud by the Company or on the Company by its officers or employees, noticed or reported during the year, nor have we been informed of any such case by the Management.



Price Waterhouse & Co Chartered Accountants LLP

Annexure B to Independent Auditors' Report

Referred to in paragraph 12 of the Independent Auditors' Report of even date to the members of The Tata Pigments Limited on the financial statements for the year ended March 31, 2020
Page 3 of 3

- xi. The Company has paid/ provided for managerial remuneration in accordance with the requisite approvals mandated by the provisions of Section 197 read with Schedule V to the act.
Also refer paragraph-14 of the main audit report.
- xii. As the Company is not a Nidhi Company and the Nidhi Rules, 2014 are not applicable to it, the provisions of Clause 3(iii) of the Order are not applicable to the Company.
- xiii. The Company has entered into transactions with related parties in compliance with the provisions of Sections 177 and 188 of the Act. The details of such related party transactions have been disclosed in the financial statements as required under Indian Accounting Standard (Ind AS) 24, Related Party Disclosures specified under Section 133 of the Act.
- xiv. The Company has not made any preferential allotment or private placement of shares or fully or partly convertible debentures during the year under review. Accordingly, the provisions of Clause 3(xiv) of the Order are not applicable to the Company.
- xv. The Company has not entered into any non cash transactions with its directors or persons connected with him. Accordingly, the provisions of Clause 3(xv) of the Order are not applicable to the Company.
- xvi. The Company is not required to be registered under Section 45-IA of the Reserve Bank of India Act, 1934. Accordingly, the provisions of Clause 3(xvi) of the Order are not applicable to the Company.

For Price Waterhouse & Co Chartered Accountants LLP
Firm Registration Number: 304026E/E-300009
Chartered Accountants

Gautam Wadhwa

Gautam Wadhwa
Partner
Membership Number: 508835

UDIN: 20508835AAAABQ9776
Place: Mumbai
Date: May 21, 2020

The Tata Pigments Limited
Balance Sheet as at 31st March 2020

	Notes	Amount in Rs. Lacs	
		As at March 31, 2020	As at March 31, 2019
ASSETS			
Non-current Assets			
(a) Property, Plant and Equipment	3	1,224.07	1,308.93
(b) Capital work-in-progress		10.67	0.91
(c) Intangible assets	4	77.97	66.33
(d) Financial assets			
(i) Trade receivables	7	201.20	109.02
(ii) Other financial assets	8	20.00	10.63
(iii) Other Balances with bank	10	1.02	-
(e) Other non financial assets	9	191.24	192.75
(f) Deferred Tax Assets (net)	12	3.70	-
(g) Non current tax asset		87.56	62.22
		<u>1,817.43</u>	<u>1,750.99</u>
Current Assets			
(a) Inventories	5	1,319.53	1,056.03
(b) Financial assets			
(i) Current investments	6	3,026.59	2,402.65
(ii) Trade receivables	7	1,849.57	2,001.67
(iii) Cash and Cash equivalents	10	65.21	425.26
(iv) Other Balances with bank	10	501.97	470.86
(v) Other Financial Assets	8	309.65	19.99
(c) Other Non financial Assets	9	341.12	251.96
		<u>7,413.64</u>	<u>6,720.62</u>
		<u>9,231.07</u>	<u>8,471.61</u>
Total Assets			
EQUITY AND LIABILITIES			
Equity			
(a) Equity Share Capital	11	75.00	75.00
(b) Other Equity		<u>5,717.75</u>	<u>5,326.29</u>
		<u>5,792.75</u>	<u>5,401.29</u>
Non-current Liabilities			
(a) Financial Liabilities			
(i) Trade payables	13	55.67	-
(ii) Other financial liabilities	14	129.34	131.64
(b) Retirement benefit obligations	15	645.33	562.19
(c) Deferred Tax Liabilities (net)	12	-	58.32
		<u>830.34</u>	<u>752.35</u>
Current liabilities			
(a) Financial Liabilities			
(i) Trade Payables			
a) total outstanding dues of micro and small enterprises		90.33	29.39
b) total outstanding dues other than (i) (a)		2,129.32	1,977.34
(ii) Other Financial Liabilities	14	98.64	86.61
(b) Retirement benefit obligations	15	99.89	54.49
(c) Other non financial liabilities	16	189.80	170.14
		<u>2,607.98</u>	<u>2,317.97</u>
		<u>9,231.07</u>	<u>8,471.61</u>
Total Equity and Liabilities			

See accompanying notes forming part of the financial statements

This is the Balance Sheet referred to in our report of even date.

For Price Waterhouse & Co Chartered Accountants LLP
Chartered Accountants
Firm Registration Number: 304026E/E300009

Gautam Wadhwa

Gautam Wadhwa
Partner
Membership No 508835

For and on behalf of the Board of Directors

Dinosh Agarwal

Dinosh Agarwal
Chief of Finance & Accounts

Sanjiv Paul

Sanjiv Paul
Chairman
(DIN: 00086974)

Umesh Kumar Singh

Umesh Kumar Singh
Executive Director
(DIN:08708676)

Place: Mumbai
Date: May 21, 2020

Place: Jamshedpur
Date: May 21, 2020

The Tata Pigments Limited
Statement of Profit and Loss for the year ended 31st March 2020

		Amount in Rs. lacs	
		For the year ended March 31, 2020	For the year ended March 31, 2019
	Notes		
I	Revenue from Operations	12,230.64	11,570.11
II	Other Income	245.77	194.32
III	Total Income (I + II)	12,476.41	11,764.43
IV	EXPENSES		
(a)	Raw materials consumed	2,466.02	2,812.58
(b)	Purchases of finished, semi-finished and other products	1,551.17	1,350.97
(c)	Expenses on Service Contract	3,734.56	2,383.01
(d)	Changes in Inventories of finished goods, work-in-progress and stock-in-trade	(292.76)	168.37
(e)	Employee benefit expense	1,363.10	1,301.16
(f)	Finance costs	8.37	9.12
(g)	Depreciation and amortisation expense	143.05	138.78
(h)	Other expenses	2,791.74	2,914.73
	Total Expenses (IV)	11,765.25	11,078.72
V	Profit before tax (III-IV)	711.16	685.71
VI	Tax Expense		
(1)	Current tax	241.53	220.07
	(i) Current tax	241.66	220.07
	(ii) Current tax relating to previous years	(0.13)	-
(2)	Deferred tax	(62.02)	(22.17)
	Total tax expense (VI)	179.51	197.90
VII	Profit for the year (V - VI)	531.65	487.81
VIII	Other comprehensive Income		
A)	(i) Items that will not be reclassified subsequently to the statement of profit or loss		
	Remeasurement gain/(losses) on post employment defined benefit plans	(66.51)	(16.32)
	(ii) Income tax on items that will not be reclassified subsequently to the statement of profit or loss	16.74	4.54
B)	(i) Items that will be reclassified subsequently to the statement of profit or loss	-	-
	(ii) Income tax on items that will be reclassified to profit or loss	-	-
	Total Other Comprehensive Income	(49.77)	(11.78)
IX	Total comprehensive income for the year (VII +VIII)	481.88	476.03
X	Earnings per Equity share (for continuing operations):		
	Basic (Rs.)	708.87	650.41
	Diluted (Rs.)	708.87	650.41
XI	Earnings per Equity share (for discontinued operations):		
	(1) Basic (Rs.)	-	-
	(2) Diluted (Rs.)	-	-
XII	Earnings per Equity share (for continuing & discontinued operations)		
	(1) Basic (Rs.)	708.87	650.41
	(2) Diluted (Rs.)	708.87	650.41

See accompanying notes forming part of the financial statements
This is the statement of Profit and Loss referred to in our report of even date.

For Price Waterhouse & Co Chartered Accountants LLP
Chartered Accountants
Firm Registration Number: 304026E/E300009

Gautam Wadhwa
Gautam Wadhwa
Partner
Membership No 508835

Dinesh Agarwal
Dinesh Agarwal
Chief of Finance & Accounts

For and on behalf of the Board of Directors

Sanjiv Paul
Sanjiv Paul
Chairman
(DIN : 00086974)

Umesh Kumar Singh
Umesh Kumar Singh
Executive Director
(DIN : 08708676)

Place: Mumbai
Date: May 21, 2020

Place: Jamshedpur
Date: May 21, 2020

The Tata Pigments Limited

Statement of changes In Equity for the year ended March 31,2020

(a) Equity Amount in Rs. lacs

Balance as at April 1,2019	Changes during the year	Balance as at March 31, 2020
75.00	-	75.00
Balance as at April 1,2018	Changes during the year	Balance as at March 31, 2019
75.00	-	75.00

(b) Other Equity Amount in Rs. lacs

	Retained Earning	General Reserve	Capital Reserve	Other Comprehensive Income	Total
Balance as at March 31, 2019	4,047.13	1,449.77	0.17	(170.78)	5,326.29
Profit for the year	531.65	-	-	-	531.65
Re-measurement Gain/(losses)	-	-	-	(49.77)	(49.77)
Dividend paid	(75.00)	-	-	-	(75.00)
Tax on Dividend	(15.42)	-	-	-	(15.42)
Balance as at March 31, 2020	4,488.36	1,449.77	0.17	(220.55)	5,717.75
Balance as at March 31, 2018	3,649.74	1,449.77	0.17	(159.00)	4,940.68
Profit for the year	487.81	-	-	-	487.81
Re-measurement Gain/(losses)	-	-	-	(11.78)	(11.78)
Dividend paid	(75.00)	-	-	-	(75.00)
Tax on Dividend	(15.42)	-	-	-	(15.42)
Balance As at March 31, 2019	4,047.13	1,449.77	0.17	(170.78)	5,326.29

This is the statement of changes in Equity referred to in our report of even date.

For Price Waterhouse & Co Chartered Accountants LLP
Chartered Accountants
Firm Registration Number: 304026E/E300009

Gautam Wadhwa
Gautam Wadhwa
Partner
Membership No 508835

Dinesh Agarwal
Dinesh Agarwal
Chief of Finance & Accounts

For and on behalf of the Board of Directors

Sanjiv Paul
Sanjiv Paul
Chairman
(DIN: 00086974)

Umesh Kumar Singh
Umesh Kumar Singh
Executive Director
(DIN : 08708676)

Place: Mumbai
Date: May 21, 2020

Place : Jamshedpur
Date: May 21, 2020

The Tata Pigments Limited
Statement of Cash Flow for the year ended March 31, 2020

Amount in Rs. lacs

	For the year ended March 31, 2020	For the year ended March 31, 2019
A. Cash Flow from Operating Activities:		
Profit before taxes	711.16	685.71
Adjustments for:		
Depreciation and amortisation expense	143.05	138.78
Interest Income	(38.61)	(37.90)
Dividend Income		(9.26)
Short term Gain	(150.11)	(88.02)
Change in fair value of Investment	(14.03)	(66.43)
Finance Costs	8.37	9.12
Allowance for doubtful debts	21.93	1.40
Inventories write-down	-	9.96
Liability no longer required written back	(43.84)	(15.41)
	<u>637.92</u>	<u>647.86</u>
Operating Profit before changes in current/non current assets and liabilities		
Adjustments for (increase)/decrease in operating assets		
Inventories	(261.50)	34.36
Trade receivables	37.99	78.76
Other Financial Assets current	(293.24)	(2.41)
Retirement benefit assets		12.94
Other Financial Assets non current	(9.50)	20.35
Other Non financial Assets current	(89.16)	42.78
Other Non financial Assets non current	1.51	(114.40)
Adjustments for increase/(decrease) in operating liabilities		
Trade Payables	312.43	126.76
Other Financial Liabilities current	12.03	12.31
Other Financial Liabilities non current	(2.50)	6.50
Retirement benefit obligations current	45.40	10.64
Retirement benefit obligations non-current	16.63	15.17
Other non financial liabilities	19.66	(76.29)
	<u>427.67</u>	<u>813.42</u>
Cash Generated from Operations	<u>(250.13)</u>	<u>(238.93)</u>
Income tax paid	177.54	574.49
Net Cash Flows from/(used in) Operating Activities	<u>127.41</u>	<u>574.49</u>
B. Cash Flow from Investing Activities:		
Purchase of property, plant and equipment	(79.59)	(24.92)
Purchase of Current Investments	(19,990.00)	(2,880.00)
Proceeds from sale of Current Investments	13,820.40	2,290.75
Fixed/Restricted deposits with banks	(32.13)	(58.76)
Dividend received	-	9.26
Interest Income received	42.52	66.44
	<u>(438.80)</u>	<u>(607.23)</u>
Net Cash Flow from/(used in) Investing activities	<u>(438.80)</u>	<u>(607.23)</u>
C. Cash Flows from Financing Activities:		
Interest and other borrowing costs paid	(8.37)	(6.12)
Dividend Paid	(75.00)	(75.00)
Tax on dividend paid	(15.42)	(15.42)
	<u>(98.79)</u>	<u>(96.54)</u>
Net Cash Flow from/(used in) Financing Activities	<u>(98.79)</u>	<u>(96.54)</u>
Net Increase in Cash or Cash Equivalents	<u>(360.05)</u>	<u>(132.28)</u>
Cash and cash equivalents as at the beginning of the year	425.26	557.54
Cash and cash equivalents as at the end of the year	<u>65.21</u>	<u>425.26</u>

Reconciliation of cash and cash equivalents as per		
Cash in Hand	0.34	0.08
In Deposit Account	-	42.00
In Current Account	64.87	383.18
Cash and cash equivalents as per note 10	<u>65.21</u>	<u>425.26</u>

See accompanying notes forming part of the financial statements
This is the statement of cash flow referred to in our report of even date.

For Price Waterhouse & Co Chartered Accountants LLP
Chartered Accountants
Firm Registration Number: 304026E/E300009

Geetam Wadhwa
Geetam Wadhwa
Partner
Membership No 508835

Dinesh Agarwal
Dinesh Agarwal
Chief of Finance & Accounts

For and on behalf of the Board of Directors

Sandeep Paul
Sandeep Paul
Chairman
(DIN: 00086974)
Umesh Kumar Singh
Umesh Kumar Singh
Executive Director
(DIN : 08708676)

Place: Mumbai
Date: May 21, 2020

Place: Jamshedpur
Date: May 21, 2020

The Tata Pigments Limited

Notes to the financial statements

1. Company Information

The Tata Pigments Limited ("the Company") is a public limited Company incorporated in India with its registered office in Jamshedpur, Jharkhand, India.

The Company is one of the largest manufacturers of Synthetic Iron Oxide in India producing as per the ISI specifications. Its range of products include flooring colours in five colours under the brand name of Tata Red, Tata Black, Tata Yellow, Tata Green and Tata Blue. The Company also manufactures dry cement paint under brand name of Cemplus and Ecocem, water based emulsion paints, distemper, primer, Wallplus Putty, etc. through BPO route over the past decade. It has diversified into Industrial Decorative and Coating services and has been mainly catering to Tata Steel group of companies and Waste Management Business to Tata Steel.

The functional and presentation currency of the Company is Indian Rupee ("INR") which is the currency of the primary economic environment in which the Company operates.

As on March 31, 2020, Tata Steel Limited, owns 100% of the Ordinary shares of The Tata Pigments Limited, and has the ability to significantly influence the Company's operations.

The financial statements for the year ended March 31, 2020 were approved by the Board of Directors and authorised for issue on May 21, 2020.

2. Significant accounting policies

The significant accounting policies applied by the Company in the preparation of its financial statements are listed below. Such accounting policies have been applied consistently to all the periods presented in these financial statements, unless otherwise indicated.

2.01 Statement of Compliance

The financial statements have been prepared in accordance with the Indian Accounting Standards (referred to as "Ind AS") prescribed under section 133 of the Companies Act, 2013 read with Companies (Indian Accounting Standards) Rules, as amended from time to time.


2.02 Basis of preparation and presentation

The financial statements have been prepared under the historical cost convention with the exception of certain assets and liabilities that are required to be carried at fair values by Ind AS.

Fair value is the price that would be received to sell an asset or paid for transfer a liability in an orderly transaction between market participants at the measurement date.

All assets and liabilities have been classified as current or non-current as per the Company's normal operating cycle and other criteria set out in the Schedule III to the Companies Act, 2013. Based on the nature of products and the time between the acquisition of assets for processing and their realisation in cash and cash equivalents, the Company has ascertained its operating cycle as 12 months for the purpose of current and non-current classification of assets and liabilities.

The Directors of the Company have assessed its liquidity position (including the impact of COVID-19) and its possible sources of funds. The Board of Directors are confident of the Company's ability to meet its obligations in the next twelve months from the balance sheet date. Accordingly, these financial statements have been prepared on a going concern basis.



The Tata Pigments Limited

Notes to the financial statements

2.03 Use of estimates and critical accounting judgement

In the preparation of financial statements, the Company makes judgements, estimates and assumptions about the carrying values of assets and liabilities that are not readily apparent from other sources. The estimates and associated assumptions are based on historical experience and other factors that are considered to be relevant. Actual results may differ from these estimates.

Estimates and underlying assumptions are reviewed on an ongoing basis. Revisions to accounting estimates are recognised in the period in which the estimate is revised and future periods affected.

Key source of estimation of uncertainty at the date of financial statements, which may cause material adjustment to the carrying amounts of assets and liabilities within the next financial year, is in respect of impairment, useful lives of property, plant and equipment and intangible assets, valuation of deferred tax assets, provisions, contingent liabilities and fair value measurements of financial instruments as discussed below. Key source of estimation of uncertainty in respect of revenue recognition and employee benefits have been discussed in the respective policies.

Useful lives of property, plant and equipment and intangible assets

The Company reviews the useful life of property, plant and equipment and intangible assets at the end of each reporting period. This reassessment may result in change in depreciation and amortisation expense in future periods.

Valuation of deferred tax assets

The Company reviews the carrying amount of deferred tax assets at the end of each reporting period.

Provisions and contingent liabilities

A provision is recognised when the Company has a present obligation as result of a past event and it is probable that the outflow of resources will be required to settle the obligation, in respect of which a reliable estimate can be made. These are reviewed at each balance sheet date and adjusted to reflect the current best estimates. Contingent liabilities are not recognised in the financial statements. Contingent assets are neither recognised nor disclosed in the financial statements.

Fair value measurements of financial instruments

When the fair value of financial assets and financial liabilities recorded in the balance sheet cannot be measured based on quoted prices in active markets, their fair value is measured using valuation techniques including Discounted Cash Flow Model. The inputs to these models are taken from observable markets where possible, but where this is not feasible, a degree of judgement is required in establishing fair values. Judgements include considerations of inputs such as liquidity risks, credit risks and volatility. Changes in assumptions about these factors could affect the reported fair value of financial instruments.

Retirement benefit obligations

The Company's retirement benefit obligation are subject to a number of judgement including discount rates, inflation and salary growth. Significant judgement is required when setting these criteria and a change in these assumptions would have a significant impact on the amount recorded in the Company's balance sheet and the statement of profit and loss. The Company sets these judgement based on previous experience and third party actuarial advice.



The Tata Pigments Limited
Notes to the financial statements

2.04 Property, plant and equipment

An item of property, plant and equipment is recognised as an asset if it is probable that future economic benefits associated with the item will flow to the Company and its cost can be measured reliably. This recognition principle is applied to costs incurred initially to acquire an item of property, plant and equipment and also to costs incurred subsequently to add to, replace part of, or service it. All other repair and maintenance costs, including regular servicing, are recognised in the statement of profit and loss as incurred. When a replacement occurs, the carrying value of the replaced part is derecognised. Where an item of property, plant and equipment comprises major components having different useful lives, these components are accounted for as separate items.

Property, plant and equipment is stated at cost/deemed cost, less accumulated depreciation and impairment. Cost includes all direct costs and expenditures incurred to bring the asset to its working condition and location for its intended use. Trial run expenses (net of revenue) are capitalised. Borrowing costs incurred during the period of construction is capitalised as part of cost of qualifying asset. The gain or loss arising on disposal of an item of property, plant and equipment is determined as the difference between sale proceeds and carrying value of such item, and is recognised in the statement of profit and loss.

2.05 Intangible assets

Software costs are included in the balance sheet as intangible assets when it is probable that associated future economic benefits would flow to the Company. In this case they are measured initially at purchase cost and then amortised on a straight line basis over their estimated useful lives. All other costs on patents, trademarks and software are expensed in the statement of profit and loss as and when incurred.

2.06 Depreciation and amortization of property, plant and equipment and intangible assets

Depreciation or amortisation is provided so as to write off, on a straight line basis, the cost/deemed cost of property, plant and equipment and intangible assets, including those held under finance leases to their residual value. These charges are commenced from the dates the assets are available for their intended use and are spread over their estimated useful economic lives or, in the case of leased assets, over the lease period, if shorter. The estimated useful lives of assets and residual values are reviewed regularly and, when necessary, revised. No further charge is provided in respect of assets that are fully written down but are still in use.

Depreciation on assets under construction commences only when the assets are ready for their intended use. The estimated useful lives for main categories of property, plant and equipment and intangible assets are:

Class of Asset	Estimated Useful Life
Freehold building	
Factory Building	30 years
Other than Factory Building with RCC frame structure	60 years
Other than Factory Building without RCC frame structure	30 years
Fences, Walls, etc.	5 years
Plant and Machinery	
Plant and Machinery used in manufacture of Synthetic Iron Oxide Pigments – Reactors	20 years
Other Machinery	15 years or less
Office Equipment	
Computers and data processing units	3 years
Others	5 years or less
Furniture and Fixtures	10 years
Vehicles	
Motor Cycles	10 years
Other Heavy Vehicles	8 years
Intangible Assets	10 years



The Tata Pigments Limited Notes to the financial statements

2.07 Impairment

At each balance sheet date, the Company reviews the carrying values of its property, plant and equipment and intangible assets to determine whether there is any indication that the carrying value of those assets may not be recoverable through continuing use. If any such indication exists, the recoverable amount of the asset is reviewed in order to determine the extent of impairment loss, if any.

2.08 Leases

Effective April 1, 2019, the Company has applied Ind AS 116 which establishes a comprehensive framework for determining whether, how much and when lease is to be recognised. Ind AS 116 replaces Ind AS 17 Leases. The Company has adopted Ind AS 116 using the modified retrospective approach. The adoption of the new standard did not have a material impact on the Company.

The Company as lessee

From 1 April 2019, leases are recognized as a right-of-use asset and a corresponding liability at the date at which the leased asset is available for use by the company. Contracts may contain both lease and non-lease components. The Company allocates consideration in the contract to the lease and non-lease components based on their relative stand-alone prices.

Assets and liabilities arising from a lease are initially measured on a present value basis. Lease liabilities include the net present value of the following lease payments:

- Fixed payments (including in-substance fixed payments), less any lease incentives receivable
- Variable lease payments that are based on an index or a rate, initially measured using the index or rate as at the commencement date
- Amounts expected to be payable by the company under residual value guarantees
- The exercise price of a purchase option if the company is reasonable certain to exercise that option, and
- Payments of penalties for terminating the lease, if the lease term reflects the company exercising that option.

Right-of-use assets are measured at cost comprising the following:

- The amount of initial measurement of the lease liability
- Any lease payments made at or before the commencement date less any lease incentives received
- Any initial direct costs, and
- Restoration costs

Payments associated with short-term lease equipment and all leases of low-value assets are recognized on a straight-line basis as an expense in profit or loss. Short-term leases are leases with a lease term of 12 months or less.

The Company as lessor

Lease income from operating leases where the company is a lessor is recognised in income on straight – line basis over the lease term. Initial direct costs incurred in obtaining an operating lease are added to the carrying amount of the underlying asset and recognised as expense over the lease term on the same basis as lease income. The respective leased assets are included in the balance sheet based on their nature. The company did not need to make any adjustments to the accounting for assets held as lessor as a result of the adopting of new leasing standard.



The Tata Pigments Limited

Notes to the financial statements

2.09 Financial Instruments

Financial assets and financial liabilities are recognised when the Company becomes a party to the contractual provisions of the instrument. Financial assets and liabilities are initially measured at fair value. Transaction costs that are directly attributable to the acquisition or issue of financial assets and financial liabilities (other than financial assets and financial liabilities at fair value through profit and loss) are added to or deducted from the fair value measured on initial recognition of financial asset or financial liability. The transaction costs directly attributable to the acquisition of financial assets and financial liabilities at fair value through profit and loss are immediately recognised in the statement of profit and loss.

Effective interest method

The effective interest method is a method of calculating the amortised cost of a financial instrument and of allocating interest income or expense over the relevant period. The effective interest rate is the rate that exactly discounts future cash receipts or payments through the expected life of the financial instrument, or where appropriate, a shorter period.

Financial assets

Cash and bank balances

Cash and bank balances consist of:

- (i) Cash and cash equivalents - which includes cash in hand, deposits held at call with banks and other short term deposits which are readily convertible into known amounts of cash, are subject to an insignificant risk of change in value and have maturities of less than one year from the reporting date. These balances with banks are unrestricted for withdrawal and usage.
- (ii) Other bank balances - which includes balances and deposits with banks that are restricted for withdrawal and usage.

Financial assets at amortised cost

Financial assets are subsequently measured at amortised cost if these financial assets are held within a business model whose objective is to hold these assets in order to collect contractual cash flows and the contractual terms of the financial asset give rise on specified dates to cash flows that are solely payments of principal and interest on the principal amount outstanding.

Financial assets measured at fair value

Financial assets are measured at fair value through other comprehensive income if such financial assets are held within a business model whose objective is to hold these assets in order to collect contractual cash flows or to sell such financial assets and the contractual terms of the financial asset give rise on specified dates to cash flows that are solely payments of principal and interest on the principal amount outstanding.

The Company in respect of equity investments (other than in subsidiaries, associates and joint ventures) which are not held for trading has made an irrevocable election to present in other comprehensive income subsequent changes in the fair value of such equity instruments. Such an election is made by the Company on an instrument by instrument basis at the time of initial recognition of such equity investments. These investments are held for medium or long term strategic purpose.

The Company has chosen to designate these investments in equity instruments as fair value through other comprehensive income as the management believe this provides a more meaningful presentation for medium or long term strategic investments, than reflecting changes in fair value immediately in the statement of profit & loss. Financial asset not measured at amortised cost or at fair value through other comprehensive income is carried at fair value through the statement of profit and loss.



The Tata Pigments Limited

Notes to the financial statements

Impairment of financial assets

Loss allowance for expected credit losses is recognised for financial assets measured at amortised cost and fair value through other comprehensive income. The Company recognises life time expected credit losses for all trade receivables that do not constitute a financing transaction.

For financial assets whose credit risk has not significantly increased since initial recognition, loss allowance equal to twelve months expected credit losses is recognised. Loss allowance equal to the lifetime expected credit losses is recognised if the credit risk of the financial asset has significantly increased since initial recognition.

De-recognition of financial assets

The Company de-recognises a financial asset only when the contractual rights to the cash flows from the asset expire, or it transfers the financial asset and substantially all risks and rewards of ownership of the asset to another entity. If the Company neither transfers nor retains substantially all the risks and rewards of ownership and continues to control the transferred asset, the Company recognises its retained interest in the assets and an associated liability for amounts it may have to pay.

If the Company retains substantially all the risks and rewards of ownership of a transferred financial asset, the Company continues to recognise the financial asset and also recognises a borrowing for the proceeds received.

Financial liabilities and equity instruments

Classification as debt or equity

Financial liabilities and equity instruments issued by the Company are classified according to the substance of the contractual arrangements entered into and the definitions of a financial liability and an equity instrument.

Equity instruments

An equity instrument is any contract that evidences a residual interest in the assets of the Company after deducting all of its liabilities. Equity instruments are recorded at the proceed received, net of direct issue costs.

Financial Liabilities

Trade and other payables are initially measured at fair value, net of transaction costs, and are subsequently measured at amortised cost, using the effective interest rate method where the time value of money is significant. Interest bearing bank loans, overdrafts and issued debt are initially measured at fair value and are subsequently measured at amortised cost using the effective interest rate method. Any difference between the proceeds (net of transaction costs) and the settlement or redemption of borrowings is recognised over the term of the borrowings in the statement of profit and loss.

De-recognition of financial liabilities

The Company de-recognises financial liabilities when, and only when, the Company's obligations are discharged, cancelled or they expire.



The Tata Pigments Limited
Notes to the financial statements

2.10 Employee benefits

Defined contribution plans

Payments to defined contribution plans are charged as an expense as they fall due. Payments made to state managed retirement benefit schemes are dealt with as payments to defined contribution schemes where the Company's obligations under the schemes are equivalent to those arising in a defined contribution retirement benefit scheme.

Defined benefit plans

For defined benefit retirement schemes the cost of providing benefits is determined using the Projected Unit Credit Method, with actuarial valuation being carried out at each year-end balance sheet date. Re-measurement gains and losses of the net defined benefit liability/ (asset) are recognised immediately in other comprehensive income. The service cost and net interest on the net defined benefit liability/ (asset) is recognised as an expense within employment costs. Past service cost is recognised as an expense when the plan amendment or curtailment occurs or when any related restructuring costs or termination benefits are recognised, whichever is earlier. The retirement benefit obligation recognised in the balance sheet represents the present value of the defined-benefit obligation as reduced by the fair value of plan assets.

Compensated absences

Compensated absences which are not expected to occur within twelve months after the end of the period in which the employee renders the related service are recognised based on actuarial valuation at the present value of the obligation as on the reporting date.

2.11 Inventories

Inventories are stated at the lower of cost and net realisable value. Cost is ascertained on a weighted average basis. Costs comprise direct materials and, where applicable, direct labour costs and those overheads that have been incurred in bringing the inventories to their present location and condition. Net realisable value is the price at which the inventories can be realised in the normal course of business after allowing for the cost of conversion from their existing state to a finished condition and for the cost of marketing, selling and distribution.

Stores and spare parts are carried at lower of cost and net realisable value.

Provisions are made to cover slow moving and obsolete items based on historical experience of utilisation on a product

2.12 Provisions

Provisions are recognised in the balance sheet when the Company has a present obligation (legal or constructive) as a result of a past event, which is expected to result in an outflow of resources embodying economic benefits which can be reliably estimated. Each provision is based on the best estimate of the expenditure required to settle the present obligation at the balance sheet date. Where the time value of money is material, provisions are measured on a discounted basis.

Constructive obligation is an obligation that derives from an entity's actions where:

- (a) by an established pattern of past practice, published policies or a sufficiently specific current statement, the entity has indicated to other parties that it will accept certain responsibilities and;
- (b) as a result, the entity has created a valid expectation on the part of those other parties that it will discharge such responsibilities.



The Tata Pigments Limited

Notes to the financial statements

2.13 Onerous contracts

A provision for onerous contracts is recognised when the expected benefits to be derived by the Company from a contract are lower than the unavoidable cost of meeting its obligations under the contract. The provision is measured at the present value of the lower of the expected cost of terminating the contract and the expected net cost of continuing with the contract. Before a provision is established, the Company recognises any impairment loss on the assets associated with that contract.

2.14 Government grants

Government grants related to expenditure on property, plant and equipment are credited to the statement of profit and loss over the useful lives of qualifying assets or other systematic basis representative of the pattern of fulfilment of obligations associated with the grant received. Total grants received less amounts credited to the statement of profit and loss at the balance sheet date are included in the balance sheet as deferred income.

2.15 Income taxes

Tax expense for the period comprises current and deferred tax. The tax currently payable is based on taxable profit for the period. Taxable profit differs from net profit as reported in the statement of profit and loss because it excludes items of income or expense that are taxable or deductible in other years and it further excludes items that are never taxable or deductible. The Company's liability for current tax is calculated using tax rates and tax laws that have been enacted or substantively enacted by the end of the reporting period.

Deferred tax is the tax expected to be payable or recoverable on differences between the carrying values of assets and liabilities in the financial statements and the corresponding tax bases used in the computation of taxable profit and is accounted for using the balance sheet liability method. Deferred tax liabilities are generally recognised for all taxable temporary differences. In contrast, deferred tax assets are only recognised to the extent that it is probable that future taxable profits will be available against which the temporary differences can be utilised.


The carrying value of deferred tax assets is reviewed at the end of each reporting period and reduced to the extent that it is no longer probable that sufficient taxable profits will be available to allow all or part of the asset to be recovered.

Deferred tax is calculated at the tax rates that are expected to apply in the period when the liability is settled or the asset is realised based on the tax rates and tax laws that have been enacted or substantially enacted by the end of the reporting period. The measurement of deferred tax liabilities and assets reflects the tax consequences that would follow from the manner in which the Company expects, at the end of the reporting period, to recover or settle the carrying value of its assets and liabilities.

Deferred tax assets and liabilities are offset to the extent that they relate to taxes levied by the same tax authority and there are legally enforceable rights to set off current tax assets and current tax liabilities within that jurisdiction.

Current and deferred tax are recognised as an expense or income in the statement of profit and loss, except when they relate to items credited or debited either in other comprehensive income or directly in equity, in which case the tax is also recognised in other comprehensive income or directly in equity.

Deferred tax assets include Minimum Alternate Tax (MAT) paid in accordance with the tax laws in India, which is likely to give future economic benefits in the form of availability of set off against future income tax liability. MAT is recognised as deferred tax assets in the balance sheet when the asset can be measured reliably and it is probable that the future economic benefit associated with the asset will be realised.



The Tata Pigments Limited

Notes to the financial statements

2.16 Revenue

The company has applied the new revenue Accounting Standard Ind AS 115-Revenue from Contract with customer for the annual reporting period commencing April 1, 2018 using the full retrospective approach. The company has to change its Accounting Policy. The impact of adoption has been assessed to be immaterial.

The company recognise revenue from transfer of goods and services at point of time. The company manufacture and sell a range of paints products in domestic market. Sale are recognised when the control of products are transferred, being when the product are delivered to customer and the consideration to which the entity expects to be entitled in exchange for goods or services.

Revenue from these sales is recognised based on the price specified in the contract, net of the estimated volume discounts. Accumulated experience is used to estimate and provide for the discounts, and revenue is only recognised to the extent that it is highly probable that a significant reversal will not occur. No element of financing is deemed present as the sales are made with a credit term of 30/60 days, which is consistent with market practice.

Revenue from providing services is recognised in the accounting period in which the services are rendered. For fixed-price contracts, revenue is recognised based on the actual service provided to the end of the reporting period as a proportion of the total services to be provided because the customer receives and uses the benefits simultaneously.

The company does not expect to have any contracts where the period between the transfer of the promised goods or services to the customer and payment by the customer exceeds one year. As a consequence, the group does not adjust any of the transaction prices for the time value of money.

Revenue is measured at the fair value of consideration received or receivable net of discount, taking in to account contractually defined terms and excluding taxes and duties collected on behalf of the government.

Dividend and Interest income

Dividend income from investment is recognised when the company's right to receive dividend is established.

Interest income from financial assets is recognised when it is probable that the economic benefits will flow to the Company and the amount of income can be measured reliably. Interest income is accrued on a time proportion basis taking into account the amount outstanding and at the effective interest rate applicable, which is the rate that exactly discounts estimated future cash receipts through the expected life of the financial assets to that assets net carrying amount on initial recognition.

2.17 Foreign currency transactions and translations

In preparing the financial statements, transactions in currencies other than the Company's functional currency are recorded at the rates of exchange prevailing on the date of the transaction.

At the end of each reporting period, monetary items denominated in foreign currencies are re-translated at the rates prevailing at the end of the reporting period. Non-monetary items carried at fair value that are denominated in foreign currencies are re-translated at the rates prevailing on the date when the fair value was determined. Non-monetary items that are measured in terms of historical cost in a foreign currency are not translated.



The Tata Pigments Limited

Notes to the financial statements

2.18 Borrowing costs

Borrowings costs directly attributable to the acquisition, construction or production of qualifying assets, which are assets that necessarily take a substantial period of time to get ready for their intended use or sale, are added to the cost of those assets, until such time as the assets are substantially ready for the intended use or sale.

Investment income earned on temporary investment of specific borrowings pending their expenditure on qualifying assets is recognised in the statement of profit and loss.

2.19 Earning per share

Basic earnings per share has been computed by dividing profit or loss for the year by the weighted average number of shares outstanding during the year. Partly paid up shares are included as fully paid equivalents according to the fraction paid up.

Diluted earnings per share has been computed using the weighted average number of shares and dilutive potential shares except where the result would be anti-dilutive.

2.20 Cash Flow Statement

Cash flows are reported using the indirect method, whereby profit/ (loss) before extraordinary items and tax is adjusted for the effects of transactions of non-cash nature and any deferrals or accruals of past or future cash receipts or payments. The cash flows from operating, investing and financing activities of the Company are segregated based on the available information.

2.21 Segment Reporting

The Company identifies primary segments based on the dominant source, nature of risks and returns, internal organisation, management structure and the internal performance reporting systems. The accounting policies adopted for the segment reporting are in line with the accounting policies of the Company.

2.22 Recent Accounting Pronouncements

Ministry of Corporate Affairs (MCA) has notified Companies (Indian Accounting Standards) Amendment Rules, 2019 and the Companies (Indian Accounting Standards) Second Amendment Rules, 2019 containing the following new amendments to Ind AS which the Company has applied as they are effective for annual periods beginning April 1, 2019.

Ind AS 116 – As per the management assessment, there is no significant impact of this standard on the Company and hence no impact has been taken in the financial statements of the Company.

Appendix C to Ind AS 12, Income Taxes (Uncertainty over income tax treatments) – Not applicable to the Company since no such transactions during the year.

Prepayment Features with Negative Compensation – Amendments to Ind AS 109 – Not applicable to the Company since no such transactions during the year.

Long-Term Interest in Associates and Joint Ventures – Amendments to Ind AS 28 – Not applicable to the Company.



The Tata Pigments Limited Notes to the financial statements

Other Amendments:

- Amendments to Ind AS 103, Business Combinations – Not applicable to the Company since no such transactions during the year.
- Amendments to Ind AS 11, Joint Arrangement – Not applicable to the Company since no such transactions during the year.
- Amendments to Ind AS 12, Income Taxes – This amendment related to dividend on financials instruments classified as equity.
- Amendments to Ind AS 23, Borrowings Costs – Not applicable, since Company does not have any borrowings.



The Tata Pigments Limited
Notes to the financial statements

Amount in Rs. lacs

3 Property, Plant And Equipments

As at March 31, 2020	Buildings	Owned Plant and Machinery	Furniture and fixtures	Office Equipments	Vehicle	Total Tangible Assets
Cost as at April 1, 2019	593.94	1,075.32	16.85	66.07	48.85	1,801.03
Additions	-	29.00	3.36	10.46	-	42.82
Disposals/discard	-	-	-	-	-	-
Cost as at March 31, 2020	593.94	1,104.32	20.21	76.53	48.85	1,843.85
Accumulated Depreciation as at April 1, 2019	85.84	330.57	5.68	43.62	26.39	492.10
Charge for the year	21.42	84.11	1.84	14.15	6.16	127.68
Disposals/discard	-	-	-	-	-	-
Accumulated Depreciation as at March 31, 2020	107.26	414.68	7.52	57.77	32.55	619.78
Net book value as at March 31, 2020	486.68	689.64	12.69	18.76	16.30	1,224.07

As at March 31, 2019	Buildings	Owned Plant and Machinery	Furniture and fixtures	Office Equipments	Vehicle	Total Tangible Assets
Cost as at April 1, 2018	593.94	1,062.85	15.66	55.72	48.85	1,777.02
Additions	-	12.47	1.19	10.35	-	24.01
Disposals/discard	-	-	-	-	-	-
Cost as at March 31, 2019	593.94	1,075.32	16.85	66.07	48.85	1,801.03
Accumulated Depreciation as at April 1, 2018	64.39	247.94	3.92	30.58	19.61	366.44
Charge for the year	21.45	82.63	1.76	13.04	6.78	125.68
Disposals/discard	-	-	-	-	-	-
Accumulated Depreciation as at March 31, 2019	85.84	330.57	5.68	43.62	26.39	492.10
Net book value as at March 31, 2019	508.10	744.75	11.17	22.45	22.46	1,308.93

4 Intangible assets

	March 31, 2020	March 31, 2019
Cost as at beginning of the year	118.81	118.81
Additions	27.01	-
Disposals	-	-
Cost as at end of the year	145.82	118.81
Accumulated Amortisation at beginning of the year	52.48	39.36
Charge for the year	15.37	13.12
Disposals	-	-
Accumulated Amortisation at end of the year	67.85	52.48
Net book value as at end of the year	77.97	66.33

4.a. Depreciation and amortisation for the year

	For the year ended March 31, 2020	For the year ended March 31, 2019
Depreciation - Property, Plant and Equipment	127.68	125.68
Amortisation - Intangible	15.37	13.12
Total	143.05	138.78



The Tata Pigments Limited
Notes to the financial statements

Amount in Rs. lacs

	As at March 31, 2020	As at March 31, 2019
5 Inventories	163.61	191.45
(a) Raw materials (At lower of cost and net realisable value)	209.42	43.40
(b) Semi Finished (At lower of cost and net realisable value)	586.48	499.82
(c) Finished goods (At lower of cost and net realisable value)	153.82	113.74
(d) Stock in trade (At lower of cost and net realisable value)	206.20	209.62
(e) Stores and spares (At or lower than cost)		
	1,319.53	1,058.03

6 Investment

Financial assets measured at Fair value through other comprehensive income (FVTOCI)

Unquoted Equity Investment

(March 31, 2019 : 10,000 Equity shares of Rs. 10 each in Nicco Jubilee Park Limited fully paid up)*

Classified as:

Non current*

Current

* Amount lower than the rounding off norm adopted by the company.

Financial assets carried at fair value through profit and loss (FVTPL)
Unquoted Mutual Fund

Tata Liquid Plan "A" Daily Dividend	100.68	-
Tata Liquid Fund	202.78	-
Axis Liquid Fund	102.35	-
Aditya Birla Sun Life Liquid Fund	207.73	-
LIC MF Liquid Fund	102.43	-
L & T Mutual Fund	201.17	-
Nippon India Liquid Fund (Formerly Reliance Liquid Fund)	103.85	-
SBI Liquid Fund	100.65	-
DSP Mutual Fund	201.87	-
Franklin Templeton Mutual Fund	201.67	-
Baroda Liquid Fund	1,501.41	-
Tata Overnight Fund	3,026.59	2,492.85

Classified as:

Non current

Current



The Tata Pigments Limited
Notes to the financial statements

Amount in Rs. lacs


	As at March 31, 2020		As at March 31, 2019	
	Non current	Current	Non current	Current
7 Trade Receivables				
Trade receivables	38.36	733.08	11.49	1,180.98
Receivables from related parties (refer note 33)	162.84	1,165.34	97.53	847.61
Less: Loss allowance	-	(48.85)	-	(26.92)
Total trade receivables	201.20	1,849.57	109.02	2,001.67
Break-up of security details				
Secured, considered good	-	10.68	-	11.25
Unsecured, considered good	201.20	1,838.89	109.02	1,990.42
Doubtful	-	48.85	-	26.92
Total	201.20	1,898.42	109.02	2,028.59
Less: Loss allowance	-	(48.85)	-	(26.92)
Total trade receivables	201.20	1,849.57	109.02	2,001.67
Ageing of trade receivables is as below:				
Age of Receivable	-	840.22	-	987.09
Amounts not yet due	-	494.56	-	209.25
One month overdue	-	127.04	-	345.89
Two months overdue	-	120.18	-	188.79
Three months overdue	-	174.83	-	89.13
Between three to six months overdue	201.20	141.59	109.02	208.44
Greater than six months overdue	201.20	1,898.42	109.02	2,028.59

Information about major customers

Before accepting any new customer, the Company uses their own credit scoring system to access the potential customers credit quality and define credit limit by customer. Limits and scoring attributes to customer are reviewed twice a year. Trade receivable balance as at March 31, 2020 of Rs.1052.54 lacs (as at March 31, 2019 of Rs.684.38 lacs) is due from Tata Steel Limited; and Rs.191.80 lacs (as at March 31, 2019 of Rs.155.82 lacs) is due from TRF Limited, both being the company's largest customers respectively. There are no other customers who represents more than 10% of the total balance of trade receivables.

The concentration of credit risk is limited due to the fact that the customer base of the Company is large and unrelated.

	As at March 31, 2020		As at March 31, 2019	
	Non current	Current	Non current	Current
8 Other financial Assets				
(a) Security deposits	-	13.86	-	7.70
(b) Interest accrued on deposits	-	8.71	0.33	12.29
(c) Bank deposit with original maturity more than twelve months	20.00	-	10.50	-
(d) Unbilled Revenue	-	287.08	-	-
	20.00	309.65	10.83	19.99
Less: Loss allowance	-	-	-	-
	20.00	309.65	10.83	19.99
Classification of other financial assets:				
Secured, considered good	-	-	-	-
Unsecured, considered good	20.00	309.65	10.83	19.99
Doubtful	-	-	-	-
	20.00	309.65	10.83	19.99



The Tata Pigments Limited
Notes to the financial statements

Amount in Rs. lacs

	As at March 31, 2020		As at March 31, 2019	
	Non current	Current	Non current	Current
9 Other Non financial Assets				
(a) Capital advances	-	16.23	-	-
(b) Advance with public bodies	171.46	211.99	170.46	168.57
(c) Advance to related parties	-	17.87	-	1.22
(d) Other advances and prepayments	19.78	95.03	22.29	82.17
	<u>191.24</u>	<u>341.12</u>	<u>192.75</u>	<u>251.96</u>

Classification of other non financial assets:

	As at March 31, 2020		As at March 31, 2019	
	Non current	Current	Non current	Current
Secured, considered good	-	-	-	-
Unsecured, considered good	191.24	341.12	192.75	251.96
Provision for Doubtful Advances	-	-	-	-
	<u>191.24</u>	<u>341.12</u>	<u>192.75</u>	<u>251.96</u>

	As at March 31, 2020		As at March 31, 2019	
	Non current	Current	Non current	Current
10 Cash and Bank balances				
(a) Unrestricted Balances with banks	-	64.87	-	383.18
(i) In Current Account	-	-	-	42.00
(ii) In Deposit with original maturity of less than three month	-	0.34	-	0.08
(b) Cash in hand	-	<u>65.21</u>	-	<u>425.26</u>
(c) Unrestricted Balances with banks	-	490.25	-	470.00
(i) In Deposit with original maturity of more than three months and upto twelve months	-	-	-	-
(d) Earmarked Balance with scheduled banks	1.02	11.72	-	0.86
(i) In Deposit Account	<u>1.02</u>	<u>501.97</u>	-	<u>470.86</u>



The Tata Pigments Limited
Notes to the financial statements

Amount in Rs. lacs

11 Equity Share Capital

	As at March 31, 2020	As at March 31, 2019
Authorised:		
100,000 Ordinary Shares of Rs. 100 each (March 31, 2019: 100,000 Equity Shares of Rs. 100 each)	100.00	100.00
	100.00	100.00
Issued:		
75,000 Ordinary Shares of Rs. 100 each (March 31, 2019: 75,000 Equity Shares of Rs. 100 each)	75.00	75.00
	75.00	75.00
Subscribed and fully paid up:		
75,000 Ordinary Shares of Rs. 100 each (March 31, 2019: 75,000 Equity Shares of Rs. 100 each)	75.00	75.00
	75.00	75.00

Details of shares held by holding company or its subsidiaries

Equity Shares :

Tata Steel Limited - Holding Company and its nominees

No. of Shares	75,000	75,000
Percentage	100%	100%

Details of shares held by shareholders holding more than 5% of the aggregate shares in the Company

Equity Shares :

Tata Steel Limited - Holding Company and its nominees

No. of Shares	75,000	75,000
Percentage	100%	100%

Rights and restrictions attached to shares

Equity shares

The company has one class of equity shares having a par value of Rs.100 per share. Each shareholder is eligible for one vote per share held. The dividend, if any, proposed by the Board of Directors is subject to the approval of the shareholders in the ensuing Annual General Meeting, except in case of interim dividend. In the event of liquidation, the equity shareholders are eligible to receive the remaining assets of the Company, in proportion to their shareholding.



The Tata Pigments Limited
Notes to the financial statements

Amount in Rs. lacs

	As at March 31, 2020	Charge/ (Credit) to the Statement of Profit and Loss	As at March 31, 2019	Charge/ (Credit) to the Statement of Profit and Loss	As at March 31, 2018
12					
Deferred tax liabilities (Net)					
Deferred tax liabilities					
(a) Property, Plant and equipment and intangible assets	135.08	(19.35)	154.43	(2.16)	156.59
(b) Change in fair value of Investment	3.53	3.53			
	138.61	(15.82)	154.43	(2.16)	156.59
Deferred tax assets					
(a) Others - 43B item	56.40	46.05	11.35	(11.35)	-
(b) Others (Provision for warranty, Inventory & doubtful debts)	33.24	3.26	29.98	(5.78)	24.20
(c) Leave Salary	52.67	(2.11)	54.78	(2.88)	51.90
	142.31	46.20	96.11	(20.01)	76.10
Net deferred tax (assets) / liabilities	(3.70)	(62.02)	58.32	(22.17)	80.49
12.1					
The income tax expenses for the year can be reconciled to the accounting profit as follows				As at March 31, 2020	As at March 31, 2019
Profit from continuing operations before income tax expenses				711.13	685.71
Tax rate of 25.17% (Year Ended March 31, 2019 - 27.82%)				178.98	190.77
Tax effects of amount which are not deductible (taxable) in calculating taxable income:					
Loss on sale of capital assets				3.63	5.21
Corporate Social Responsibility expenses				-	(2.68)
Dividend from current investments				(0.13)	-
Adjustment for current tax of prior periods				(2.97)	-
Impact of change in statutory tax rate				-	4.50
Other				179.51	197.90
Total tax expenses as per Statement of Profit and Loss					



The Tata Pigments Limited
Notes to the financial statements

Amount in Rs. lacs

13 Trade payables

	As at March 31, 2020		As at March 31, 2019	
	Non current	Current	Non current	Current
(a) Creditors for supplies and services - Dues to Micro & Small Enterprises (Refer note no.-31)	-	90.33	-	29.39
(b) Creditors for supplies and services - other than Micro & Small Enterprises	55.67	1,810.16	-	1,702.94
(c) Creditors for accrued wages and salaries	-	319.16	-	274.40
	<u>55.67</u>	<u>2,219.65</u>	<u>-</u>	<u>2,006.73</u>

14 Other financial liabilities

	As at March 31, 2020		As at March 31, 2019	
	Non current	Current	Non current	Current
(a) Creditors for other liabilities	129.34	-	131.84	-
(i) Security deposits	-	98.64	-	86.61
(ii) Provisions and Other credit balances	<u>129.34</u>	<u>98.64</u>	<u>131.84</u>	<u>86.61</u>

15 Retirement benefit obligations

	As at March 31, 2020		As at March 31, 2019	
	Non current	Current	Non current	Current
(a) Provision for employee benefits				
(1) Post-employment Defined Benefits	52.12	-	16.79	-
i) Retiring Gratuity	362.88	23.28	323.00	22.15
ii) Pension Obligation	42.01	4.76	40.04	4.74
iii) Post retirement medical benefits	185.55	23.70	177.38	19.50
iv) Other post retirement benefits (Leave)	-	-	-	-
(2) Other Employee Benefits	2.77	2.21	4.98	2.21
i) Provision for employees separation scheme	-	45.94	-	5.89
ii) Other long term employee benefits	<u>645.33</u>	<u>99.89</u>	<u>562.19</u>	<u>54.49</u>

16 Other non financial liabilities

	As at March 31, 2020		As at March 31, 2019	
	Non current	Current	Non current	Current
(a) Advances received from customers	-	112.61	-	61.98
(b) Employee recoveries and employer contributions	-	11.68	-	6.12
(c) Statutory Dues (GST, Excise duty, service tax, sales tax, TDS etc.)	-	65.51	-	102.04
	<u>-</u>	<u>189.80</u>	<u>-</u>	<u>170.14</u>



The Tata Pigments Limited
Notes to the financial statements

	For the year ended March 31, 2020	Amount in Rs. lacs For the year ended March 31, 2019
17 Revenue from Operations		
(a) Sale of Goods		
Sale of Products	6,055.21	6,936.19
Sale of Traded goods	1,913.29	1,850.12
(b) Sale of Services	4,222.00	2,738.36
(c) Other operating revenue		
Others	40.14	45.44
	<u>12,230.64</u>	<u>11,570.11</u>
18 Other Income		
(a) Interest received on sundry advances, deposits, customers' balances etc.	38.61	37.90
(b) Dividend income		
Dividend from current investments	-	9.26
(c) Short term Gain	150.11	68.02
(d) Change in fair value of Investment	14.03	66.43
(e) Gain on foreign currency transactions	(0.82)	(2.70)
(f) Liability no longer required	43.84	15.41
	<u>245.77</u>	<u>194.32</u>
19 Cost of Materials Consumed		
Raw Material Consumed		
(i) Opening Stock	191.45	116.10
(ii) Add: Purchases	<u>2,438.18</u>	<u>2,887.93</u>
	<u>2,629.63</u>	<u>3,004.03</u>
(iii) Less: Closing Stock	<u>163.61</u>	<u>191.45</u>
	<u>2,466.02</u>	<u>2,812.58</u>
Raw Material Consumed	<u>2,466.02</u>	<u>2,812.58</u>
20 Purchase of Traded Goods		
(a) Oxide of Iron	327.53	330.51
(b) Decorative Products	1,223.64	1,020.46
	<u>1,551.17</u>	<u>1,350.97</u>
21 Changes in Inventories of finished goods, stock in trade and Semi Finished		
Stock at the beginning of the year		
(a) Finished goods	499.82	533.29
(b) Semi Finished	43.40	183.21
(c) Stock in trade	113.74	108.83
	<u>656.96</u>	<u>825.33</u>
Stock at the end of the year		
(a) Finished goods	586.48	499.82
(b) Semi Finished	209.42	43.40
(c) Stock in trade	153.82	113.74
	<u>949.72</u>	<u>656.96</u>
Changes in Inventories	<u>(292.76)</u>	<u>168.37</u>



The Tata Pigments Limited
Notes to the financial statements

Amount in Rs. lacs

	For the year ended March 31, 2020	For the year ended March 31, 2019
22 Employee benefits expense:		
(a) Salaries and wages, including bonus	1,071.79	1,022.44
(b) Contribution to provident and other funds	145.25	110.76
(c) Staff welfare expenses	146.06	167.96
	<u>1,363.10</u>	<u>1,301.16</u>
23 Finance Costs		
(a) Interest expense	8.37	9.12
	<u>8.37</u>	<u>9.12</u>
24 Other Expenses		
(a) Consumption of stores and spares	391.71	463.21
(b) Repairs to buildings	17.52	14.32
(c) Repairs to machinery	108.58	90.52
(d) Fuel oil consumed	339.11	372.93
(e) Purchase of power	262.65	268.24
(f) Conversion Charges	317.52	327.19
(g) Freight and handling charges	566.32	621.58
(h) Rent	14.19	21.02
(i) Brand Equity	30.18	28.91
(j) Brand Equity	56.50	60.46
(k) Rates and taxes	5.83	8.72
(l) Insurance charges	110.69	125.27
(m) Commission and Discounts	2.20	33.99
(n) Bad debts	21.93	1.40
(o) Provision for doubtful debts and advances	546.81	476.97
(o) Other expenses		
(i) Auditors remuneration and out-of-pocket expenses (Refer Note 2)		
As Auditors	1.18	1.18
For Other services	0.40	0.40
Auditors out-of-pocket expenses	0.90	0.25
(ii) Legal and other professional costs	72.33	76.17
(iii) Advertisement, promotion and selling expenses	149.10	97.40
(iv) Travelling expenses	64.59	69.08
(v) Other general expenses	258.31	232.49
	<u>2,791.74</u>	<u>2,914.73</u>

Note 1 Other general expenses includes expenditure charged to Statement of Profit and Loss in respect of Corporate Social Responsibility (CSR) activities - Refer Note 26

Note 2 Auditor Remuneration and out of pocket expenses excludes GST of Rs 0.45 lacs for the year ended March 31,2020 (Rs 0.33 lacs for the year ended March 31,2019)



The Tata Pigments Limited
Notes to the financial Statements

25 Employee Benefits

25.01 Defined Contribution Plans:

The company participates in a number of defined contribution plans on behalf of relevant personnel. Any expense recognised in relation to these schemes represents the value of contributions payable during the period by them at rates specified by the rules of those plans. The only amounts included in the balance sheet are those relating to the prior month's contributions that were not due to be paid until after the end of the reporting period.

The company has recognised, in the Statement of Profit and Loss for the year ended March 31, 2020, an amount of Rs. 59.34 lacs (March 31, 2019 Rs. 56.37 lacs) as expenses under the following defined contribution plan.

Defined Contribution expenses recognised in the statement of Profit and loss

Particulars	For the year ended March	For the year ended March
	31,2020 (Rs Lac)	31,2019 (Rs Lac)
Superannuation Fund	34.22	32.32
Employee Pension Scheme	23.73	23.13
EDLI (Employee Deposit Link Insurance)	1.39	0.92
Total	59.34	56.37

Superannuation fund:

The company has a superannuation plan. Employees who are members of the defined benefit superannuation plan are entitled to benefits depending on the years of service and salary drawn. Separate irrevocable trusts are maintained for employees covered and entitled to benefits. The company contributes up to 15% or 150,000, whichever is lower, of the eligible employee's salary to the trust every year. Such contributions are recognized as an expense when incurred. The company has no further obligation beyond this contribution.

25.02 Defined benefit plans:

The company sponsors funded defined benefit plans for qualify employees. The defined benefit plans are administered by a separate fund that is legally separate from the entity. The board of the fund is required by law and by the articles of association to act in the interest of the fund and relevant state holder in the scheme. The board of the fund is responsible for the investment policy with regard to the assets of the fund.

The Company operates following post-employment / other long term defined benefits plans:

Funded

- i. Gratuity: The Company has an obligation towards gratuity, a defined benefit retirement plan covering eligible employee. The plan provides for a lump sum payment to vested employee at retirement, death while in employment or on termination of employment of an amount equivalent to 15 to 30 day's salary payable for each completed years of service. Vesting occurs upon completion of 5 years of service. The company account for the liability for gratuity benefit payable in the future based on actuarial valuation.



The Tata Pigments Limited
Notes to the financial Statements

- ii. **Provident Fund:** Provident fund benefits provided under plans wherein contributions are made to an irrevocable trust set up by the Company to manage the investments and distribute the amounts entitled to employees are treated as a defined benefit plan as the Company is obligated to provide the members a rate of return which should, at the minimum, meet the interest rate declared by Government administered provident fund. The contributions made by the Company and the shortfall of interest, if any, are recognised as an expense in profit and loss under employee benefits expense.

In accordance with an actuarial valuation of provident fund liabilities based on guidance issued by Actuarial Society of India and based on the assumptions as mentioned below, there is deficiency in the interest cost as the present value of the expected future earnings of the fund is lesser than the expected amount to be credited to the individual members based on the expected guaranteed rate of interest of Government administered provident fund.

Unfunded

- i. **Post-Retirement Medical Benefit (PRMB)- Ex MD** – Under the unfunded scheme the Managing Director receive medical benefit. The company account for the liabilities post-retirement medical scheme based on actuarial valuation.
- ii. **Compensated absence:** Compensated absence which are not expected to occur within twelve months after the end of the period in which the employee renders the related services are recognised based on actuarial valuation at the present value of the obligations as on the reporting date.
- iii. **Other Retirement Benefit (ORB)- Ex-MD Pension** – Other benefits provide under Unfunded Scheme include pension payable to Managing Directors of the company on their retirement and obligation is determined based on actuarial valuation.

The Company is exposed to number of risk the most significant of which are detailed below:

a) Investment risk

The present value of the defined benefit plan liability is calculated using a discount rate determined by reference to government/high quality bond yields. If the return on plan asset is below the rate, it will create a plan deficit.

b) Interest risk

A decrease in the bond interest rate will increase the plan liability however, this will be partially offset by an increase in the return on the plan's debt investment.

c) Longevity Risk

The present value of the defined benefit plan liability is calculated by reference to the best estimate of the mortality of plan participants both during and after their employment and increase in the life expectancy of the plan participants will increase the plan liability.

d) Salary risk

The present value of the defined benefit plan liability is calculated by reference to the future salaries of plan participants. As such, an increase in the salary of the plan participants will increase the plan's liability.



The Tata Pigments Limited
Notes to the financial Statements

Details of the Retiring Gratuity Benefit are as follows:

The following table sets out the amounts recognised in the financial statements in respect of retiring gratuity plan.

		Amount in Rs. Lacs	
Description		Year ended March 31,2020	Year ended March 31,2019
A.	Reconciliation of Opening and Closing Balances of Present Value of Obligation		
	a. DBO at beginning of the year	428.64	393.48
	b. Current Service Cost	23.87	22.75
	c. Interest cost	29.87	27.64
	d. Past Service Cost	-	-
	e. Acquisitions (credit)/ cost	-	-
	f. Actuarial loss/ (gain) Experience	16.26	34.56
	g. Actuarial loss/ (gain) Demographic assumption	-	-
	h. Actuarial loss/ (gain) Financial assumption	29.57	-
	i. Benefits paid	(60.73)	(49.79)
	j. DBO at end of the year	467.48	428.64
B.	Change in Fair value of Assets		
	a. Fair Value of plan assets at beginning of the year	411.85	406.42
	b. Acquisitions Adjustment	-	-
	c. Interest income on plan assets	29.24	28.61
	d. Return on plan assets greater/ (lesser) than discount rate	18.21	26.61
	e. Contribution by the employer	16.79	-
	f. Benefits Paid	(60.73)	(49.79)
	g. Fair Value of plan assets at end of the year	415.37	411.85
C.	Reconciliation of fair value of plan assets and present value of defined benefit obligation		
	a. Fair Value of plan assets at the end of the year	415.37	411.85
	b. Present Value of the Obligation at the end of the year	(467.48)	(428.64)
	c. Amount recognised in the balance sheet (Retirement benefit obligation – Non Current)	(52.11)	(16.79)
Description		Year ended March 31,2020	Year ended March 31,2019
Gratuity			
D1.	Expenses recognised		
	a. Current Service Cost	23.87	22.75
	b. Net interest on net defined benefit liability/ (assets)	0.63	(0.97)
	c. Past Service Cost	-	-
D2	Expenses recognised in the statement of other Comprehensive income		
	d. Actuarial loss/ (gain) due to DBO experience	16.26	34.56
	e. Actuarial loss/ (gain) due to DBO assumption changes	29.57	-



The Tata Pigments Limited
Notes to the financial Statements

f. Return on plan assets (greater)/ less than discount rate	(18.21)	(26.61)
g. Expense recognised in the statement of profit and loss during the year (a+b+c+d+e+f)	52.12	29.73

25.03 Investment Details of Plan Assets (Gratuity)

Particulars	%age invested Year ended March 31,2020	%age invested Year ended March 31,2019
a. GOI and State Government Securities	55%	55%
b. Public Sector and Private Sector Unit Bonds	32%	32%
c. Cash including Special Deposit Schemes	9%	9%
d. Property	0%	0%
e. Equity Shares of listed companies	4%	4%
f. Others (including assets under schemes of insurance)	0%	0%


25.04 Assumptions: The key assumption used in accounting for gratuity is as below :

Particulars	Year ended March 31,2020	Year ended March 31,2019
Discount rate (per annum) (%)	6.5%	7.5%
Rate of escalation in salary : Officer / Executive (%)	7%	7%
Rate of escalation in salary : Unionized (%)	7%	7%
Remaining average working Life (in Years)	7 years	7 years
Method Used	Projected unit credit method	Projected unit credit method

The table below outlines the effect on obligation in the event of a decrease/increase in the assumption used.

Assumption As at March 31,2020	Change in Assumption	Impact on Scheme Liabilities
Discount Rate	Increase by 1%, decrease by 1%	Decrease by Rs. 29.57 lacs / Increase by Rs. 34.04 lacs
Salary escalation	Increase by 1%, decrease by 1%	Increase by Rs.33.55 lacs / Decrease by Rs. 29.71 lacs
Assumption As at March 31,2019		
Discount Rate	Increase by 1%, decrease by 1%	Decrease by Rs. 27.52 lacs/ Increase by Rs. 30.03 lacs
Salary escalation	Increase by 1%, decrease by 1%	Increase by Rs. 29.90 lacs/ Decrease by Rs. 27.89 lacs

The above sensitivities may not be representative of the actual change in the defined benefit obligation as it is unlikely that the change in assumptions would occur in isolation of one another as some of the assumptions may be correlated.



The Tata Pigments Limited
Notes to the financial Statements

Details of Provident fund benefit plans are as follow:

The following table set out the amount recognised in financial statement in respect of provident fund benefit plan.


Particulars	Amount in Rs. Lacs	
	For the year ended March 31,2020	For the year ended March 31,2019
Projected benefit obligation:		
a) Total fair value of assets (including interest income)	1535.01	1484.56
b) Total PF obligation (including interest cost)	(1557.13)	(1484.56)
Net liability (shortfall in contribution)	(22.12)	Nil
Expenses recognised in Statement of Profit and Loss (including contribution and shortfall as mentioned above)	61.40	32.60

Key assumptions used for actuarial valuation are as below:

Particulars	For the year ended March 31,2020	For the year ended March 31,2019
Discount rate	6.5%	7.5%
EPFO return	8.5%	8.65%
Expected rate of return on investment	8.5%	8.65%

Details of unfunded defined benefits are as follows:

Description		Amount in Rs. lacs			
		Year ended March 31,2020	Year ended March 31,2019	Year ended March 31,2020	Year ended March 31,2019
		PRMB		Other retirement benefit (ORB)	
A	Reconciliation of Opening and Closing Balances of Present Value of Obligation				
	a. DBO at beginning of the year	44.78	45.84	345.15	332.76
	b. Current Service Cost	-	-	-	-
	c. Interest Cost	3.31	3.32	25.03	24.16
	d. Acquisition Cost	-	-	-	-
	e. Actuarial (gains)/loss – arising from change in demographic assumption	-	-	-	-
	f. Actuarial (gains)/loss – arising from change in financial assumption	3.07	-	35.86	-
	g. Actuarial (gains)/loss – arising from change in experience assumption	(3.04)	(1.23)	2.99	9.59



The Tata Pigments Limited
Notes to the financial Statements

	h. Benefits paid	(1.36)	(3.15)	(22.87)	(21.36)
	i. DBO at the end of the year	46.76	44.78	386.16	345.15
B1	Expense recognised				
	a. Current Service cost	-	-	-	-
	b. Interest cost	3.31	3.32	25.03	24.16
B2.	Expense recognised				
	c. Actuarial (gain)/ loss	0.03	(1.23)	38.85	9.59
	d. Expense recognised in the statement of profit and loss during the year (a+b+c)	3.34	(2.09)	63.88	33.75

Details of compensated absences are as follows:

Amount in Rs. lacs

Description	Year ended March 31,2020	Year ended March 31,2019
	Leave Salary	
A. Reconciliation of Opening and Closing Balances of Present Value of Obligation		
a.DBO at beginning of the year	196.88	186.54
b.Current Service Cost	12.06	11.70
c.Interest Cost	14.20	13.10
d.Acquisition Cost	-	-
e.Actuarial (gains)/loss	1.11	9.23
f.Benefits paid	(15.01)	(23.69)
g.DBO at the end of the year	209.24	196.88
B Expense recognised		
a. Current Service cost	12.06	11.70
b. Interest cost	14.20	13.10
c. Actuarial (gain)/loss	1.11	9.23
d. Expense recognised in the statement of profit and loss during the year (a+b+c)	27.37	34.03

25.05 The expenses for the above mentioned benefits have been disclosed under the following line items:


- i) Compensated Absence and ORB - under Salaries and wages, including bonus.
- ii) Gratuity- under Contribution to provident and other funds.
- iii) PRMB- under Staff Welfare Expense.



The Tata Pigments Limited
Notes to the financial Statements

25.06 The table below outlines the effect on obligation in the event of a decrease/increase of 1% in the assumption used.

As at March 31, 2020		
PRMB		
Particulars	Changes in assumption	Impact on Scheme Liabilities
Discount Rate	Increase by 1%, decrease by 1%	Decrease by Rs. 3.07 lacs/ Increase by Rs.3.49 lacs
Compensated Absence		
Discount Rate	Increase by 1%, decrease by 1%	Decrease by Rs. 14.52 lacs/ Increase by Rs.16.76 lacs
Salary escalation	Increase by 1%, decrease by 1%	Increase by Rs. 16.52 lacs/ Decrease by Rs. 14.59 lacs
Other Retirement Benefit - Ex Director Pension		
Discount Rate	Increase by 1%, decrease by 1%	Decrease by Rs. 35.86 lacs/ Increase by Rs.42.25 lacs
Pension Escalation	Increase by 1%, decrease by 1%	Increase by Rs. 39.91 lacs/ Decrease by Rs. 34.61 lacs
As at March 31, 2019		
PRMB		
Discount Rate	Increase by 1%, decrease by 1%	Decrease by Rs. 2.85 lacs Increase by Rs 3.23 lacs
Compensated Absence		
Discount Rate	Increase by 1%, decrease by 1%	Decrease by Rs. 13.33 lacs/ Increase by Rs. 15.28 lacs
Salary escalation	Increase by 1%, decrease by 1%	Increase by Rs. 15.21 lacs/ Decrease by Rs. 13.52 lacs
Other Retirement Benefit - Ex Director Pension		
Discount Rate	Increase by 1%, decrease by 1%	Decrease by Rs. 31.46 lacs/ Increase by Rs. 37.00 lacs
Pension Escalation	Increase by 1%, decrease by 1%	Increase by Rs. 35.30 lacs/ Decrease by Rs. 30.62 lacs



The Tata Pigments Limited
Notes to the financial Statements

26. Corporate Social Responsibility Expenditure

Other General expenses and Employees Benefit Expenses include amount incurred for Corporate Social Responsibility Expenditure as required under section 135 of the Companies Act, 2013.

Particulars	For the period ended March 31,2020 Rs Lacs	For the year ended March 31,2019 Rs Lacs
a) Gross amount required to be spent by the company during the year	15.51	18.50
b) Amount spent during the year on:		
i) Construction/ acquisition of any asset	-	-
ii) Donation to Prime Minister Relief Fund	-	-
iii) On purpose other than (i) and (ii) above	14.41	18.73

27. COVID-19 Impact Assessment

Basis its assessment of the impact of the outbreak of Coronavirus (COVID-19) on its business operations, the Company's Management concludes that no adjustments are required in the financial statements. However, the situation with COVID-19 is still evolving and the various preventive measures taken by the Government of India are still in force, leading to a highly uncertain economic environment. Due to these circumstances, the Management's assessment of the impact on the subsequent period is dependent upon circumstances as they evolve.

28. A. Financial instruments

28.01 Capital Management

The Company's Capital Management is intended to create value for shareholders by facilitating the achievement of long-term and short-term goals of the company. The Company determines the amount of capital required on the basis of annual operating plans. The capital structure of the company consists of equity contributed by shareholders. Company does not have borrowed fund.

28.02 Gearing Ratio

The gearing ratio at the end of the reporting period was as follow;

Particulars	As at March 31 ,2020 (Rs Lacs)	As at March 31,2019 (Rs Lacs)
Debt	-	-
Cash & Cash Equivalent	65.21	425.26
Total Equity	5,792.75	5,401.29
Net Debt Equity Ratio	(0.01)	(0.08)

28.03 Disclosures on Financial instruments

This section gives an overview of the significance of financial instruments for the Company and provides additional information on balance sheet items that contain financial instruments.



The Tata Pigments Limited
Notes to the financial Statements

The details of significant accounting policies, including the criteria for recognition, the basis of measurement and the basis on which income and expenses are recognized, in respect of each class of financial assets, financial liability and equity instrument are disclosed in note 2.09 to the financial statements.

Financial Assets and Liabilities

The following table presents carrying amount and fair value of each category of financial assets and liabilities:

As at March 31, 2020

Amount in Rs. Lacs


Financial Assets	Amortized Cost	Fair Value through OCI	Fair Value through Profit & Loss (FVTPL)	Total Carrying Value
Investment	-	-	3,026.59	3,026.59
Trade receivables	2,050.77	-	-	2050.77
Cash and cash equivalents	65.21	-	-	65.21
Other balances with bank	501.97	-	-	501.97
Other financial assets	329.65	-	-	329.65

As at March 31, 2020

Financial Liabilities	Amortized Cost	Fair Value through OCI	Fair Value through Profit & Loss(FVTPL)	Total Carrying Value
Trade Payable	2,275.32	-	-	2,275.32
Other financial liabilities	227.98	-	-	227.98

As at March 31, 2019

Financial Assets	Amortized Cost	Fair Value through OCI	Fair Value through Profit & Loss (FVTPL)	Total Carrying Value
Investment	-	-	2,492.85	2,492.85
Trade receivables	2,110.69	-	-	2,110.69
Cash and cash equivalents	425.26	-	-	425.26
Other balances with bank	470.86	-	-	470.86
Other financial assets	30.82	-	-	30.82



The Tata Pigments Limited
Notes to the financial Statements

As at March 31, 2019

Financial Liabilities	Amortized Cost	Fair Value through OCI	Fair Value through Profit & Loss(FVTPL)	Total Carrying Value
Trade Payable	2,006.73	-	-	2,006.73
Other financial liabilities	218.45	-	-	218.45

Fair value hierarchy

The following table provides an analysis of financial instruments that are measured subsequent to initial recognition at fair value, grouped into Level 1 to Level 3, as described below.

Quoted price in an active market (Level 1):

This level of hierarchy includes financial assets that are measured by reference to quoted price (unadjusted) in active markets for identical assets or liabilities. This category consists quoted equity shares, quoted corporate debt instruments and mutual fund investments.

Valuation techniques with observable inputs (Level 2):

This level of hierarchy includes financial assets and liabilities, measured using inputs other than quoted prices included within Level 1 that are observable for the assets or liability, either directly (i.e., as prices) or indirectly (i.e., derived from prices).

Valuation techniques with significant unobservable inputs (Level 3):


This level of hierarchy includes financial assets and liabilities, measured using inputs that are not Based on observable market data (unobservable inputs). Fair values are determined in whole or in part, using a valuation model based on assumptions that are neither supported by prices from observable current market transactions in the same instrument nor are they based on available market data.

Some of the company's Financial assets and liabilities are measured at fair value at the end of each reporting period.

Financial Assets	As at		Fair Value hierarchy	Valuation techniques and key inputs
	March 31,2020	March 31,2019		
Investment in Mutual Fund	Rs. 3,026.59 lacs	Rs. 2,492.85 lacs	Level 1	NAV from mutual fund

Notes:

- i) Current financial assets and liabilities are stated at carrying value which is approximately equal to the fair value.
- ii) Investment carried at their fair value, are generally based on market price quotations. The fair value in respect of the unquoted equity investments cannot be reliably measured.



The Tata Pigments Limited
Notes to the financial Statements

- iii) Management used its best judgment in estimating the fair value of its financial instruments. However, there are inherent limitations in any estimation technique. Therefore, for substantially all financial instruments, the fair value estimates presented above are not necessarily indicative of all the amounts that the Company could have realized or paid in sale transactions as of respective dates.

As such, the fair value of the financial instruments subsequent to the reporting dates may be different from the amounts reported at each reporting date.

- iv) There have been no transfers between level 1 and level 2 for the years ended March 31, 2020 and March 31, 2019.

28.04 Financial risk management objective

In the course of its business the company is exposed primarily to fluctuations in foreign currency exchange rates, interest rates, equity prices, liquidity and credit risk, which may adversely impact the fair value of its financial instruments. The Company has a risk management policy which not only covers the foreign exchange risks but also other risks associated with the financial assets and liabilities such as interest rate and credit risks. The risk management policy is approved by the Board of directors. The risk management framework aims to:

- i) Create a stable business planning environment by reducing the impact of currency and interest rate fluctuations on the Company's business plan.
- ii) Achieve greater predictability to earnings by determining the financial value of the expected earning in advance.

28.05 Market Risk

Market risk is the risk of any loss in future earnings, in realizable fair values or in future cash flows that may result from a change in the price of a financial instrument. The value of a financial instrument may change as a result of changes in the interest rates, foreign currency exchange rate, equity price fluctuations, liquidity and other market changes. Future specific market movements cannot be normally predicted with reasonable accuracy.

28.06 Foreign currency Risk Management

The fluctuation in foreign currency exchange rate may have potential impact on the statement of profit and loss and equity. The Company as per the risk management policy, any weakening of the functional currency may impact the company's cost of imports. Appreciation/depreciation of foreign currency by 5% with respect to functional currency of the company would result in decrease/increase in the company's net income before tax by approximately Rs. Nil (Rs. Nil for the year end March 31, 2019) for financial liabilities.

28.07 Interest rate risk management

The company is not exposed to interest rate risk for working capital requirement. No significant interest rate exposure risks as the company does not have any borrowing.



The Tata Pigments Limited
Notes to the financial Statements

28.08 Credit risk management

Credit risk is the risk of financial loss arising from counterparty failure to repay or service debt according to the contractual terms or obligations. Credit risk encompasses both the direct risk of default and the risk of deterioration or creditworthiness as well as concentration risks. Financial instruments that are subject to concentrations of credit risk, principally consist of investments, trade receivables, loans and derivatives financial instruments. None of the financial instruments of the Company result in material concentrations of credit risks. The risk relating to trade receivables is shown under note No. 7.

28.09 Liquidity risk management

Liquidity risk refers to the risk that the Company cannot meet its financial obligations. The objective of liquidity risk management is to maintain sufficient liquidity and ensure that funds are available for use as per requirements. The Company invests its surplus funds in bank fixed deposit and scheme of mutual funds, which carry no/low mark to market risk.

The table below provides the details regarding the contractual maturities of financial liabilities:-

Financial Liabilities as at March 31, 2020 Amount in Rs. lacs

	Carrying amount	Contractual Cash flows	Less than 1 year	Between 1-5 year	More than 5 year
Non derivative financial liabilities					
Trade Payable	2,275.32	2,275.32	2,219.65	55.67	-
Other financial liabilities	227.98	227.98	98.64	129.34	-

Financial Liabilities as at March 31, 2019 Amount in Rs. lacs

	Carrying amount	Contractual Cash flows	Less than 1 year	Between 1-5 year	More than 5 year
Non derivative financial liabilities					
Trade Payable	2,006.73	2,006.73	2,006.73	-	-
Other financial liabilities	218.45	218.45	86.61	131.84	-

28.B. Proposed Dividend

The dividend declared by the company is based on profit available for distribution as reported in the financial statement of the company. On May 21, 2020, the Board of Director have proposed a dividend of Rs. 100 per ordinary share in respect of the year ended March 31, 2020 subject to approval of shareholder at Annual General Meeting.



The Tata Pigments Limited
Notes to the financial statements

		Amount In Rs. lacs	
		As at March 31, 2020	As at March 31, 2019
29	Contingent Liabilities and commitments		
(a)	Contingent Liabilities	760.33	824.58
	a. Sales Tax demands against which appeals are pending	14.27	14.27
	b. Claim by ex C & F Agent	145.28	145.28
	c. Entry Tax demands	264.43	240.64
	d. Employees State Insurance matters	4.39	4.39
	e. Other amounts for which the company is contingently liable	1.67	49.93
	f. Service Tax		
(b)	Capital Commitments	37.50	-
	Estimated value of contracts in capital account remaining to be executed on capital account and not provide for		
30	Earnings per Share	Rs. per share	Rs. per share
	Basic Earnings per share	708.87	650.41
	Diluted Earnings per share	708.87	650.41
	The Earnings and weighted average number of equity shares used in the calculation of basic earnings per share are as follows		
	Profit from operation attributable to ordinary shareholder of the company - for Basic and Diluted EPS (Rs lacs)	531.65	487.81
		Nos.	Nos.
	Weighted average number of equity shares used as the denominator in calculating basic and diluted earnings per share	75,000	75,000
			Amount In Rs. lacs
		As at March 31, 2020	As at March 31, 2019
31	The amount due to Micro and Small Enterprises as defined in the "The Micro, Small and Medium Enterprises Development Act, 2006 has been determined to the extent such parties have been identified on the basis of information available with the Company. The disclosures relating to Micro and Small Enterprises are as below		
	a) (i) Principal amount due to suppliers registered under the MSMED Act and remaining unpaid as at the end of accounting year	90.33	29.39
	a) (ii) The interest due thereon	-	-
	b) (i) Principal amounts paid to suppliers registered under the MSMED Act, beyond the appointed day during the year	380.09	-
	b) (ii) Interest paid to suppliers registered under the MSMED Act, beyond the appointed day during the year	-	-
	c) Interest due and payable for the period ,where the principal has been paid but interest under the MSMED Act, 2006 not paid	0.93	-
	d) Interest accrued and remaining unpaid at the end of accounting year	0.93	-



The Tata Pigments Limited
Notes to the financial statements

32. SEGMENT REPORTING

Primary Segment Information (Business Segment)

Amount In Rs. lacs

Particulars	Pigments & Paints	Service Contract	Unallocable	Total
Segment revenue				
External revenue	8,090.27 (8,882.36)	4,222.00 (2,738.36)	164.14 (143.71)	12,476.41 (11,764.43)
Intra Segment revenue	- (-)	- (-)	- (-)	- (-)
Total revenue	8,090.27 (8,882.36)	4,222.00 (2,738.36)	164.14 (143.71)	12,476.41 (11,764.43)
Segment results before finance costs, exceptional items and tax	324.37 (395.65)	231.02 (155.48)	164.14 (143.70)	719.53 (694.83)
Less: Finance Cost				8.37 (9.12)
Profit before tax				711.16 (685.71)
Exceptional items				-
Profit before tax				711.16 (685.71)
Tax expenses				179.51 (197.90)
Profit after tax				531.65 (487.81)
Segment Assets	4,630.99 (4,864.13)	1,487.49 (1,039.51)	3,112.58 (2,567.97)	9,231.07 (8,471.61)
Segment Liabilities	2,596.68 (2,264.76)	841.64 (747.23)	- (59.33)	3,438.32 (3,070.32)
Capital expenditure	79.59 (24.92)	-	-	79.59 (24.92)
Segment depreciation	143.05 (138.78)	-	-	143.05 (138.78)

Figure in bracket indicate previous year number

Secondary Segment Information (Geographical Segment)

	Year ended March 31, 2020	Year ended March 31, 2019
Segment Revenue		
Within India	12,449.25	11,726.43
Outside India	27.16	38.00
Capital Expenditure		
Within India	79.59	24.92
Outside India	-	-
Segment Assets		
Within India	9,231.07	8,471.81
Outside India	-	-

Additional information :

- The Company has disclosed Business Segment as the primary segment. Segments have been identified taking into account the nature of the products, the differing risks and returns, the organisational structure and internal reporting system. The Company's operation predominantly relate to manufacture of Oxide of Iron and Decorative Product and other Service Contract.
- Segment Revenue, Segment Results, Segment Assets and Segment Liabilities include the respective amounts identifiable to each of the segments as also amounts allocated on a reasonable basis. The expenses, which are not directly relatable to the business segment, are shown as unallocated. Assets and liabilities that cannot be allocated between the segments are shown as unallocated assets and liabilities respectively.




The Tata Pigments Limited
Notes to the financial statements

Amount in Rs. lacs

33. Related Party Transaction :

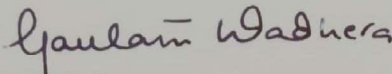
Description of Transaction	Name of the Related Party	Relationship	Year ended March 31, 2020	Year ended March 31, 2019
Purchase of Raw Materials	Tata Steel Limited	Holding Company	5.57	130.74
	The Tinplate Company of India Limited	Fellow Subsidiary	74.94	88.30
Purchase of Power Purchase of Fuel Purchase of Water	Tata Steel Limited	Holding Company	262.62	268.00
	Tata Steel Limited	Holding Company	337.82	384.42
	Tata Steel Limited	Holding Company	48.52	42.31
Sale of Products	Tata Steel Limited	Holding Company	28.46	16.21
	Tata Steel Utilities & Infrastructure Services Ltd. (Formerly Jamshedpur Utilities & Services Company Ltd.)	Fellow Subsidiary	-	3.87
Receiving of Services :				
Medical Charges	Tata Steel Limited	Holding Company	43.92	49.12
Municipal Charges	Tata Steel Limited	Holding Company	41.92	47.77
Internal Audit fees	Tata Steel Limited	Holding Company	14.88	13.60
Salary & Wages -Deputation Charges	Tata Steel Limited	Holding Company	29.41	21.92
SAP Maintenance fees	Tata Steel Limited	Holding Company	90.91	59.56
Rent	Tata Steel Limited	Holding Company	35.12	43.03
Carnival & Other Services	Tata Steel Utilities & Infrastructure Services Ltd . (Formerly Jamshedpur Utilities & Services Company Ltd.)	Fellow Subsidiary	2.30	-
Rent for Guest house	Indian Steel & Wire Products Ltd.	Fellow Subsidiary	0.36	0.76
Sale of of Services - Painting	Tata Steel Limited	Holding Company	3,081.07	2,685.78
	The Tinplate Company of India Limited	Fellow Subsidiary	27.12	53.74
	Tata Steel BSL	Fellow Subsidiary	323.48	58.39
	Indian Steel & Wire Products Ltd.	Fellow Subsidiary	-	9.17
	Tata Steel Utilities & Infrastructure Services Ltd . (Formerly Jamshedpur Utilities & Services Company Ltd.)	Fellow Subsidiary	27.22	41.48
	Tata Steel Long Product Ltd	Fellow Subsidiary	12.06	-
	Jamipol Ltd. TRF Ltd.	Joint Venture of Holding Company Associate of Holding Company	2.17 250.19	- 106.17
Dividend paid	Tata Steel Limited	Holding Company	75.00	75.00
Managerial Remuneration	Mr. Shubhenjit Chaudhuri	Managing Director	90.15	79.91
	Mr. Dinesh Agarwal	Chief of Finance & Accounts	35.52	35.14
	Mr. V.Natarajan	Ex-AGM(Corporate Services & Compliance officer) Ex-Cum Company Secretary	16.58	20.58
Nature of Outstanding	Name of the Related Party	Relationship	Year ended March 31, 2020	Year ended March 31, 2019
Outstanding Payable	Tata Steel Limited	Holding Company	161.92	136.92
	Tata Steel Utilities & Infrastructure Services Ltd.	Fellow Subsidiary	0.15	0.15
Outstanding Receivable	Tata Steel Limited	Holding Company	1,052.54	725.60
	Indian Steel & Wire Products Ltd.	Fellow Subsidiary	1.08	1.07
	Tata Steel Utilities & Infrastructure Services Ltd . (Formerly Jamshedpur Utilities & Services Company Ltd.)	Fellow Subsidiary	36.31	50.56
	TRF Ltd.	Associate of Holding Company	191.80	155.82
	The Tinplate Company of India Limited	Fellow Subsidiary	16.36	2.56
	Tata Steel BSL	Fellow Subsidiary	15.86	9.53
	Tata Steel Long product Ltd Jamipol Ltd.	Fellow Subsidiary Joint Venture	12.06 2.17	- -
Advance Paid	Tata Steel Limited	Holding Company	13.58	-
	The Tinplate Company of India Limited	Fellow Subsidiary	4.28	4.50

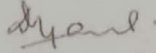


The Tata Pigments Limited
Notes to the financial statements



34. The Company has evaluated the impact of the recent Supreme Court Judgment in case of "Vivekananda Vidyamandir And Others Vs The Regional Provident Fund Commissioner (II) West Bengal" and the related circular (Circular No. C-1/1(33)2019/Vivekananda Vidya Mandir/284) dated March 20, 2019 issued by the Employees' Provident Fund Organisation in relation to non-exclusion of certain allowances from the definition of "basic wages" of the relevant employees for the purposes of determining contribution to provident fund under the Employees' Provident Funds & Miscellaneous Provisions Act, 1952. In the assessment of the management these amounts are not payable and have not been deposited during the year. The aforesaid matter is not likely to have a significant impact and accordingly no provision has been made in these financial statements.
35. Pursuant to the issuance of The Taxation Laws (Amendment) Ordinance, 2019 on September 20, 2019 which is applicable for AY 2020-21, Company has opted to pay tax at concessional rate of 22% and has computed current tax and deferred tax applying this rate.
36. Previous Year's figures have been regrouped / reclassified where ever necessary to correspond with the current year's classification/disclosure.

For Price Waterhouse & Co Chartered Accountants LLP
Chartered Accountants
Firm Registration Number: 304026E/E300009


Gautam Wadhwa
Partner
Membership Number: 508835


Dinesh Agarwal
Chief of Finance & Accounts

For and on behalf of the Board of Directors


Sanjay Paul
Chairman
(DIN: 00086974)

Umesh Kumar Singh
Executive Director
(DIN : 08708676)

Place : Mumbai
Date : May 21, 2020

Place : Jamshedpur
Date : May 21, 2020

W