



**Deputy Director General of Forests (C),  
Ministry of Env., Forest and Climate Change,  
Integrated Regional Office,  
A/3, Chandrasekharpur,  
Bhubaneswar – 751023  
Email: [roez.bsr-mef@nic.in](mailto:roez.bsr-mef@nic.in)**

MD/ENV/ 627 /104 / 2022

Date: 29.05.2023

Ref: Environmental Clearance letter no. IA-J-11015/63/2008. IA. II(M) dated: 05.08.2021.

**Sub: Half-yearly compliance status report of Environmental Clearance conditions for the period October 2022 – March 2023 in respect of Katamati Iron Mine, M/s Tata Steel Limited.**

Dear Sir,

Kindly find attached herewith the half-yearly compliance status report in respect of the stipulated Environmental Clearance conditions of Katamati Iron Mine, M/s Tata Steel Limited for the period from **October 2022 – March 2023**.

We trust that the measures taken towards environmental safeguards comply with the stipulated environmental conditions. We look forward to your further guidance which shall certainly help us in our endeavor for further improve upon our Environmental Management practices.

Thanking you,

Yours faithfully,  
f: M/s Tata Steel Limited

*Pinky Kumar*  
**Head (Planning), OMQ**

Encl. : As above

Copy to : The Chairman, Central Pollution Control Board, Southern Conclave, Block 502, 5<sup>th</sup> & 6<sup>th</sup> Floors, 1582 Rajdanga Main Road, Kolkata - 700107 (W. B.)  
: The Member Secretary, State Pollution Control Board, Parivesh Bhawan, A/118, Nilakantha Nagar, Unit – VIII, Bhubaneswar – 751012 (Odisha)  
: The Regional Officer, SPCB, College Road, Baniapata, Keonjhar – 758001 (Odisha)

**TATA STEEL LIMITED**

Mines Division Noamundi 833 217 India

Tel 91 9234301340 Fax 91 6596 290737



Registered Office Bombay House 24 Homi Mody Street Fort Mumbai 400 001 India

Tel 91 22 66658282 Fax 91 22 66657724

Corporate Identity Number L27100MH1907PLC000260 Website [www.tatasteel.com](http://www.tatasteel.com)

**HALF-YEARLY EC COMPLIANCE REPORT FOR  
KATAMATI IRON MINE OF TATA STEEL LIMITED**



**ENVIRONMENTAL CLEARANCE NO. IA-J-11015/63/2018-IA-II(M) DATED 05.08.2021  
(Period of Compliance: October 2022 to March 2023)**

Sl	Specific Conditions	
i.	Environmental Clearance (EC) shall be valid up to the lease period only i.e. up to 31.03.2030.	Noted.
ii.	The budget of Rs. 7.36 Crores to address the concerns raised by the public including in the public hearing to be completed within 3 years from the date of start of mining operations. PP shall comply with all action plans made for public hearing concerns and make regular maintenance and record the progressive activity outcomes.	Noted and all the activities shall be complied within the timeline.
iii.	The Project Proponent shall undertake the adequate plantation in peripheral zone as well as gap plantation with the seedling of 6-8 ft height with at least 90% survival rate to control the dust at source and should be completed within 2 years from the date of commencement of mining operations. Casualties of the previous year should be replaced other than the saplings proposed to be planted every year	<p>In FY 23 around 1200 saplings have been planted in the safety zone.</p> 
iv.	The Project Proponent shall make efforts for Sal plantation for restoring the mine lease area. PP shall provide tree guard to maintain the early stages of plant growth.	Sal plantation is done along with plantation activities and tree guard are provided to maintain early stages of plant growth.
v.	Geomats to be used as erosion control blanket which should be biodegradable and accordingly validated through testing from a recognized institution/ laboratory.	<p>Geo jute coir mat has been laid on the slope of sub grade dump along with grass seeding. Validation from the recognized institution/laboratory shall be done at the earliest.</p> 
vi.	The conservation plan in consultation with the Forest Department shall be implemented and	The new conservation plan has been submitted for approval and the compliance shall be submitted once it is getting approved.

**HALF-YEARLY EC COMPLIANCE REPORT FOR  
KATAMATI IRON MINE OF TATA STEEL LIMITED**

	compliance of the same shall be submitted to IRO of MoEF&CC before 1st July of every year.	
vii.	Project proponent shall furnish a certificate from DFO regarding satisfactory compliance of site specific wildlife conservation plan.	The new site specific conservation plan has been submitted for approval.
viii.	The Project Proponent shall obtain the Renewal of NOC from CGWA for withdrawal of ground water before undertaking mining operations.	The mine has been granted renewal of CGWA NOC (460m3/day) issued vide no. CGWA/NOC/MIN/REN/2/2023/7915, dated 26.05.2023 which is valid till 09.10.2024.
ix.	The Project Proponent should undertake the soil conservation/ restoration activity in a way that the habitats can be restored.	Soil conservation/ restoration efforts such as soil amendments with cow-dung and manure, mulching, grass cover development, management of invasive species/ exotic species as well as selection of only native species for plantation, etc. are done so that habitats can be restored.
<b>B. Recommendation of CSIR-NEERI Report on "Carrying Capacity Study for Environmentally Sustainable Iron and Manganese Ore Mining Activity in Keonjhar, Sundargarh and Mayurbhanj Districts of Odisha State:</b>		
1)	Project Proponent and Department of Steel & Mines, Govt. of Odisha shall ensure the implementation of recommendations of carrying capacity study report conducted by CSIR-NEERI w.r.t. mining proposal of Iron Ore and/or manganese in the State of Odisha.	Noted and shall be complied.
2)	Department of Steel & Mines, Govt. of Odisha should prepare 5 years regional plan for annual iron ore requirement from the state, which in turn shall be met from different mines/zones (e.g. Joda, Koira.) in the state. Accordingly, sustainable annual production (SAP) for each zone/mine may be followed adopting necessary environmental protection measures.	TSL will adopt the necessary environmental protection measures and abide by the sustainable annual production limit mentioned in regional plan prepared by Department of Steel & Mines, Govt. of Odisha.
3)	Project Proponent shall construct the cement concrete road from mine entrance and exit to the main road with proper drainage system and green belt development along the roads and also construction of road with minimum 300 m inside the mine. This should be done within one year for existing mines and new mine should have since beginning. The Department of Steel & Mines, Govt. of Odisha should ensure the compliance and should not issue the Mining Permits, if mine lease holder has not constructed proper cement concrete road as suggested. This Environmental Clearance for the expansion project shall be operated only after the compliance of the above mentioned specific condition.	Construction of road within the mine shall be done once clearance from all the regulatory authorities is received. The road from the mine entrance and exit to the main road has been constructed.

**HALF-YEARLY EC COMPLIANCE REPORT FOR  
KATAMATI IRON MINE OF TATA STEEL LIMITED**

4)	<p>The Committee observed that as per the recommendations of NEERI report the PP needs to do regular vacuum cleaning of all mineral carrying roads aiming at "zero dust re-suspension" within 3 months. This Environmental Clearance for the expansion project shall be operated only after the compliance of the above mentioned specific condition.</p>	<p>Work order for deployment of mechanical sweeper has been placed and the mechanical sweeper has been deployed</p> <div style="display: flex; justify-content: space-around;">   </div> <p style="text-align: center;"><i>mechanical sweeper</i></p>
5)	<p>Project Proponent shall monitor the environmental quality parameters as per EC and CTE/CTO conditions, and implementation of suggested measures for control of road dust and air pollution. Odisha State Pollution Control Board has to ensure the compliance of CTE/CTO. Regional office of the MoEF&amp;CC, Bhubaneswar shall monitor the compliance of the EC conditions. Regional office of the Indian Bureau of Mines (IBM) shall monitor the compliance of mining plan and progressive mine closure plan. Any violation by mine lease holder may invite actions per the provisions of applicable Acts.</p>	<p>Mine is ensuring the strict compliance to monitoring of environmental quality parameters and implementation of air pollution control measures as per EC and CTE/CTO conditions.</p> <p>Katamati iron mine is regularly submitting the half-yearly EC and compliance reports to respective authorities.</p> <p>TSL will continue to furnish the required information and extend all support during the site visits by statutory agencies.</p>
6)	<p>Project Proponent shall ensure the compliance of Suggested Ore Transport Mode (SOTM) with association of the State Government of Odisha. All existing mines should ensure adoption of SOTM within next 5 years. New mines or mines seeking expansion should incorporate provision of SOTM in the beginning itself, and should have system in place within next 5 years.</p>	<p>Out of 13.5 MTPA total production, approximately 9.5 to 11.5 MTPA of ROM shall be processed in tandem with Noamundi ore in the processing plant located at Noamundi and conveyed through closed conveyor belts to the private railway siding at Noamundi. Final product is dispatched from the private railway siding and other public railway sidings.</p> <p>Approximately 4 MTPA ROM shall be processed at the processing plant located at Katamati. The finished product shall be continued to be sent to the steel plants through railway siding either through Noamundi or through public siding at Deojhar or by road directly to the steel plants.</p> <p>Currently there is a proposal for dispatching around 2 MTPA processed ore (maximum) by trucks which will only be taken up when there is a shortage of racks and wagon availability from Railway. Road dispatch is proposed only till upgradation of logistics and dispatch facilities at Noamundi private railway siding.</p> <p>After adoption of SOTM, all material will be transported to Noamundi for onward dispatch by rail through the private rail siding.</p>

**HALF-YEARLY EC COMPLIANCE REPORT FOR  
KATAMATI IRON MINE OF TATA STEEL LIMITED**

7)	The State Govt. of Odisha shall ensure dust free roads in mining areas wherever the road transportation of mineral is involved. The road shoulders shall be paved with fence besides compliance with IRC guidelines. All the roads should have proper drainage system and apart from paving of entire carriage width the remaining right of way should have native plantation (dust capturing species). Further, regular maintenance should also be ensured by the Govt. of Odisha. Progress on development of dust free roads, implementation of SOTM, increased use of existing rail network, development of additional railway network/conveyor belt/ pipelines etc. shall be submitted periodically to Regional office of the MoEF&CC.	Noted.
8)	Project Proponent shall develop the parking plazas for trucks with proper basic amenities/ facilities inside the mine. This should be done within one year for existing mines and new mines should have since beginning. This Environmental Clearance for the expansion project shall be operated only after the compliance of the above mentioned specific condition.	Parking area for outside trucks with all amenities like drinking water facility, rest shelter with urinal facility, illumination etc. has been provided.
9)	Department of Steel & Mines shall ensure the construction of NH 215 as minimum 4 lane road with proper drainage system and plantation and subsequent regular maintenance of the road as per IRC guidelines. Construction of other mineral carrying roads with proper width and drainage system along with road side plantation to be carried out. This shall be completed within 2 Years.	TSL will extend any support if desired by the State Government.
10)	Regular vacuum cleaning of all mineral carrying roads aiming at "Zero Dust Re suspension" shall be adopted by PWD / NHAI/ Mine Lease Holders within a time Period of 3 months for existing roads. This Environmental Clearance for the expansion project shall be operated only after the compliance of the above mentioned specific condition.	Work order for deployment of mechanical sweeper has been placed and the mechanical sweeper has been deployed
11)	In case the total requirement of iron ore exceeds the suggested limit for that year, permission for annual production by an individual mine may be decided depending on approved EC capacity (for total actual dispatch) and actual production rate of individual mine during last year or any other criteria set by the State Govt., i.e. Dept. of Steel & Mines. Department of Steel and Mines in consultation with Indian Bureau of Mines-RO should prepare in advance mine-wise annual production scenario so that demand for iron ore can be anticipated, and	TSL will abide by the guidelines issued by the Department of Steel & Mines, Govt of Odisha in this regard.

**HALF-YEARLY EC COMPLIANCE REPORT FOR  
KATAMATI IRON MINE OF TATA STEEL LIMITED**

	actual production/dispatch does not exceed the suggested annual production.	
12)	R&D studies towards utilization of low-grade iron ore should be conducted through research/academic institutes like IMMT, Bhubaneswar, NML, Jamshedpur, and concerned metallurgical departments in IITs, NITs etc., targeting full utilization of low-grade iron ore (Fe content upto 45% by 2020 and upto 40% by 2025). In fact, life cycle assessment of whole process including environmental considerations should be done for techno-economic and environmental viability. R&D studies on utilization of mine wastewater having high concentration of Fe content for different commercial applications in industries such as cosmetics, pharmaceutical, paint industry should also be explored. Responsibility: IBM, Dept. of Steel & Mines, Individual Mine Lease Holders.	The ROM include sub-grade ore from Katamati mine shall be beneficiated in the proposed Iron-ore processing plant being installed to beneficiate low-grade ores at Noamundi. Further Tata Steel's R&D Department is currently researching the technology for briquetting of slimes/tailings.
13)	The mining activity in Joda-Koira sector is expected to continue for another 100 years, therefore, it will be desirable to develop proper rail network in the region. Rail transport shall not only be pollution free mode but also will be much economical option for iron ore transport. The rail network and/or conveyor belt system upto public railway siding needs to be created. The total length of the conveyor belt system/ rail network to be developed from mines to nearest railway sidings by 11 mines in Joda region is estimated to be about 64 km. Similarly, in Koira region, total length of rail network/ conveyor system for 8 mines (under SOTM 1 & 2) is estimated to be around 95 km. Further, it is suggested to develop a rail network connecting Banspani (Joda region) and Roxy railway sidings in Koira region. Responsibility: Dept. of Steel & Mines, Govt. of Odisha and Concerned Mines along with Indian Railways. Time Period: Maximum 7 years (by 2025). The Department of Steel & Mines, Govt. of Odisha should follow-up with the concerned Departments and railways so that proposed proper rail network is in place by 2025.	We will abide by the directions of Department of Steel & Mines, Govt of Odisha in this regard.
14)	State Govt. of Odisha shall make all efforts to ensure exhausting all the iron & manganese ore resources in the existing working mines and from disturbed mining leases/zones in Joda and Koira region. The criteria suggested shall be applicable while suggesting appropriate lease area and sustainable mining rate. Responsibility: Dept. of Steel & Mines, Govt. of Odisha.	We will work according to the instructions given by the Department of Steel & Mines, Govt of Odisha in this regard.

**HALF-YEARLY EC COMPLIANCE REPORT FOR  
KATAMATI IRON MINE OF TATA STEEL LIMITED**

15)	<p>Mining Operations/Process Related: Project Proponent shall implement the following mitigation measures: (i) Appropriate mining process and machinery (viz. right capacity, fuel efficient) should be selected to carry out various mining operations that generate minimal dust/air pollution, noise, wastewater and solid waste. e.g. drills should either be operated with dust extractors or equipped with water injection system. (ii) After commencement of mining operation, a study should be conducted to assess and quantify emission load generation (in terms of air pollution, noise, waste water and solid waste) from each of the mining activity (including transportation) on annual basis. Efforts should be made to further eliminate/minimize generation of air pollution/dust, noise, wastewater, solid waste generation in successive years through use of better technology. This shall be ensured by the respective mine lease holders. (iii) Various machineries/equipment selected (viz. dumpers, excavators, crushers, screen plants etc.) and transport means should have optimum fuel/power consumption, and their fuel/power consumption should be recorded on monthly basis. Further, inspection and maintenance of all the machineries/ equipment/ transport vehicles should be followed as per manufacturer's instructions/ recommended time schedule and record should be maintained by the respective mine lease holders. (iv) Digital processing of the entire lease area using remote sensing technique should be carried out regularly once in 3 years for monitoring land use pattern and mining activity taken place. Further, the extent of pit area excavated should also be demarcated based on remote sensing analysis. This should be done by ORSAC (Odisha Space Applications Centre, Bhubaneswar) or an agency of national repute or if done by a private agency, the report shall be vetted/ authenticated by ORSAC, Bhubaneswar. Expenses towards the same shall be borne by the respective mine lease holders. Responsibility: Individual Mine Lease Holders.</p>	<p>Mining activities are carried out as per IBM approved mining plan. Due diligence is exercised for machinery selection. All drilling machines are equipped with in-built dust extraction/ suppression system which has an interlock which prohibits drilling without water. The fleet of dumpers has been continually upgraded and currently we only have 100T L&amp;T Komatsu make HD785 dumpers which are fuel-efficient, generate very less noise and contribute to less GHG emissions. Timely maintenance schedule is maintained, and records are maintained. A state of the art Fleet Management System has been adopted which gives a real-time information of fuel consumption, productivity and health of the machinery (dumpers, excavators, drills, dozers, etc). This digitalization initiative contributes significantly to monitor and reduce fuel consumption and increase productivity. Further, inspection and maintenance of all the machineries/ equipment/ transport vehicles are being done as per manufacturer's instructions/ recommended time schedule and record is maintained. Digital processing of the entire lease area using remote sensing technique is being carried out annually with inputs from ORSAC for monitoring the land use pattern and the mining activity and also the area excavated in Pits is being demarcated based on the remote sensing analysis. TSL has engaged ORSAC for the same.</p>
16)	<p>Air Environment Related: Project Proponent shall implement the following mitigation measures: (i) Fugitive dust emissions from all the sources should be controlled regularly on daily basis. Water spraying arrangement on haul roads, loading and unloading and at other transfer points should be provided and properly maintained. Further, it will be desirable to use water fogging system to</p>	<p>i) Fugitive dust emissions from all the sources are being controlled regularly on daily basis. A network of fixed water sprinklers has been laid on permanent haul roads. Mobile water tankers of large capacity namely 50 KL which can cover the entire the entire width of the haul road has been commissioned.</p>

## HALF-YEARLY EC COMPLIANCE REPORT FOR KATAMATI IRON MINE OF TATA STEEL LIMITED

	<p>minimize water consumption. It should be ensured that the ambient air quality parameters conform to the norms prescribed by the CPCB in this regard. (ii) The core zone of mining activity should be monitored on daily basis. Minimum four ambient air quality monitoring stations should be established in the core zone for SPM, PM10, PM2.5, SO2, NOx and CO monitoring. Location of air quality monitoring stations should be decided based on the meteorological data, topographical features and environmentally and ecologically sensitive targets and frequency of monitoring should be undertaken in consultation with the State Pollution Control Board (based on Emission Load Assessment Study). The number of monitoring locations may be more for larger capacity mines and working in larger area. Out of four stations, one should be online monitoring station in the mines having more than 3 MTPA EC Capacity. (iii) Monitoring in buffer zone should be carried out by SPCB or through NABET accredited agency. In addition, air quality parameters (SPM, PM10, PM2.5, SO2, NOx and CO) shall be regularly monitored at locations of nearest human habitation including schools and other public amenities located nearest to source of the dust generation as applicable. (iv) Emissions from vehicles as well as heavy machinery should be kept under control and regularly monitored. Measures should be taken for regular maintenance of vehicles used in mining operations and in transportation of mineral. (v) The vehicles shall be covered with a tarpaulin and should not be overloaded. Further, possibility of closed container trucks should be explored for direct to destination movement of iron ore. Air quality monitoring at one location should also be carried out along the transport route within the mine {periodically, near truck entry and exit gate), Responsibility: Individual Mine Lease Holders and SPCB.</p>	<p>All feed hoppers where ore is unloaded and all transfer chutes have been provided with dry-fog dust suppression system. Mist cannons have placed at strategic points to prevent and control of fugitive dust emission. Ambient air quality conforms to the CPCB norms.</p> <p>ii) 2 nos. Continuous Ambient Air Quality monitoring system is installed inside Mining Lease area for monitoring PM10, PM2.5, SO2, NOx and CO in the core zone on daily basis. Two manual ambient air quality monitoring stations have been established in the core zone for PM10, PM2.5, SO2, NOx and CO monitoring. Monitoring is done by NABL accredited lab and the reports are submitted to Board regularly (<b>Annexure-I</b>)</p> <p>(iii) We have one CAAQMS station in the buffer zone and the data is transmitted to SPCB server.</p> <p>(iv) Auto-emission checks of all the vehicles are done at regular intervals. Maintenance of mining equipment is done on regular basis. It is mandatory for any vehicle entering the mine premises to have a valid fitness certificate.</p> <p>(v) It is ensured that all the vehicles exiting the mine gate are checked for use of tarpaulin cover and are not overloaded.</p> <div style="display: flex; justify-content: space-around; align-items: center;">   </div> <p style="text-align: center;"><i>Vehicle covered with tarpaulin      CAAQMS near pit office</i></p>
17)	<p>Noise and Vibration Related: Project Proponent shall implement the following mitigation measures: (i) Blasting operation should be carried out only during daytime. Controlled blasting such as Nonel, should be practiced. The mitigation measures for control of ground vibrations and to arrest fly rocks and boulders should be implemented. (ii) Appropriate measures should be taken for control of noise levels below 85 dBA in the work</p>	<p>ing operation are being carried out only during day time Blasonly. Blasting is done using the controlled blasting technique. In this regard, one study has been made by CIMFR (Central Mining &amp; Fuel Research Institute), Dhanbad and recommendations therein are being followed. Initiation system is through either NONEL/electronic detonation system so as to ensure minimal ground vibration.</p>



**HALF-YEARLY EC COMPLIANCE REPORT FOR  
KATAMATI IRON MINE OF TATA STEEL LIMITED**

	<p>environment. Workers engaged in operations of HEMM, etc. should be provided with ear plugs/muffs. (iii) Noise levels should be monitored regularly (on weekly basis) near the major sources of noise generation within the core zone. Further, date, time and distance of measurement should also be indicated with the noise levels in the report. The data should be used to map the noise generation from different activities and efforts should be made to maintain the noise levels with the acceptable limits of CPCB (CPCB, 2000) (iv) Similarly, vibration at various sensitive locations should be monitored atleast once in month, and mapped for any significant changes due to successive mining operations. Responsibility: Individual Mine Lease Holders.</p>	<p>ii) Adequate measures are taken for control of work noise levels such as all HEMMs have acoustic cabins with air conditioners and the exhaust manifold have silencers. Noisy operations have been identified and persons engaged in such operations are provided with ear plugs/muffs. (iii) Monitoring of Noise level are being done regularly at the identified major sources of noise generation within core zone. Necessary efforts are made to maintain the noise level within the acceptable limits of CPCB (CPCB, 2000). We will follow these instructions accordingly. iv) All efforts are taken to ensure that blast-induced ground vibrations remain within safe limits by using NONEL/ electronic detonation system. Vibration monitoring is done for every blast and records maintained thereof and their recommendations are strictly followed. CIMFR also studies the ground-vibration and suggests the mine management best blasting practices.</p>
18)	<p>Water/Wastewater Related: Project Proponent shall implement the following mitigation measures: (i) In general, the mining operations should be restricted to above ground water table and it should not intersect groundwater table. However, if enough resources are estimated below the ground water table, the same may be explored after conducting detailed geological studies by GSI and hydro geological studies by CGWB or NIH or institute of national repute, and ensuring that no damage to the land stability/ water aquifer system shall happen. The details/ outcome of such study may be reflected/incorporated in the EIA-EMP report of the mine appropriately. (ii) Natural watercourse and/or water resources should not be obstructed due to any mining operations. Regular monitoring of the flow rate of the springs and perennial nallas should be carried out and records should be maintained. Further, regular monitoring of water quality of nallas and river passing thorough the mine lease area (upstream and downstream locations) should be carried out on monthly basis. (iii) Regular monitoring of ground water level and its quality should be carried out within the mine lease area by establishing a network of existing wells and constructing new piezometers during the mining operation. The monitoring should be carried out on monthly basis. (iv) In order to optimize water requirement, suitable conservation measures to augment ground water resources in the area should</p>	<p>i) Based on observations from nearby wells and water bodies, the water table in the area is about 519 mRL. Whereas, the maximum depth at conceptual stage is considered to be 564 mRL. Hence, throughout the course of mining operations, the ground water table will remain undisturbed and the mining operation will not intersect ground water table.  ii) No perennial nala / stream passes through the mining lease area.  iii) Regular monitoring of ground water level on monthly basis and its quality on quarterly basis is being carried out within the mine lease area and surrounding areas. A network of dugwells and borewells with piezometers already exists for this purpose.  iv) During monsoon, accumulated mine pit water is not discharged outside and is allowed to seep through to augment the ground water resources.  v) Due to area constraint inside the mine lease area ponds have been constructed in the buffer zone for ground water recharge. Further all the surface runoff generated is directed to mine pit where it is allowed to settle and augment ground water table.  vi) Appropriate mitigation measures (viz. garland drains, retaining walls, collection of runoff etc.) are</p>

## HALF-YEARLY EC COMPLIANCE REPORT FOR KATAMATI IRON MINE OF TATA STEEL LIMITED

<p>be undertaken in consultation with Central Ground Water Board (CGWB). (v) Suitable rainwater harvesting measures on long term basis should be planned and implemented in consultation with CGWB, to recharge the ground water source. Further, CGWB can prepare a comprehensive plan for the whole region. (vi) Appropriate mitigation measures (viz. ETP, STP, garland drains, retaining walls, collection of runoff etc.) should be taken to prevent pollution of nearby river/other water bodies. Water quality monitoring study should be conducted by State Pollution Control Board to ensure quality of surface and ground water sources on regular basis. The study can be conducted through NABL/ NABET approved water testing laboratory. However, the report should be vetted by SPCB. (vii) Industrial wastewater (workshop and wastewater from the mine) should be properly collected, treated in ETP so as to conform to the discharge standards applicable. (viii) Oil and grease trap should be installed before discharge of workshop effluents. Further, sewage treatment plant should be installed for the employees/colony, wherever applicable. (ix) Mine lease holder should ensure that no silt originating due to mining activity is transported in the surface water course or any other water body. Appropriate measures for prevention and control of soil erosion and management of silt should be undertaken. Quantity of silt/soil generated should be measured on regular basis for its better utilization. (x) Erosion from dumps site should be protected by providing geotextile matting or other suitable material, and thick plantation of native trees and shrubs should be carried out at the dump slopes. Further, dumps should be protected by retaining walls. (xi) Trenches / garland drain should be constructed at the foot of dumps to arrest silt from being carried to water bodies. Adequate number of check dams should be constructed across seasonal/perennial nallas (if any) flowing through the mine lease areas and silt be arrested. De-silting at regular intervals should be carried out and quantity should be recorded for its better utilization, after proper soil quality analysis. (xii) The water so collected in the reservoir within the mine should be utilized for the sprinkling on hauls roads, green belt development etc. (xiii) There should be zero waste water discharge from the mine. Based on actual water withdrawal and consumption/ utilization in</p>	<p>taken to prevent pollution of nearby river/other water bodies.</p> <p>The water quality monitoring is being carried out regularly by NABL accredited laboratory (<b>Annexure-I</b>)</p> <p>vii) There is no industrial wastewater being generated at Katamati. Maintenance of HEMMs is done centrally at Noamundi Workshop.</p> <p>viii) A 30 KLD CETP along with Oil and Grease trap is installed to treat all the effluent generated from washing of HEMM's in workshop at Noamundi. This caters to Katamati mine as well.</p> <p>STPs have been installed in the township located in Noamundi mine lease areas. There is no separate colony in the Katamati mine lease area.</p> <p>ix) Through a series of retention wall, garland drain, settling pits and check dams, it is ensured that no silt originating due to mining activity is transported in the surface water course or any other water body.</p> <p>x) Adequate measures to prevent soil erosion like grass plantation/ coir matting on dump slopes are practiced. Further plantation with native species is done on all dump slopes. Dumps are protected by retaining walls.</p> <p>xi) Garland drain are constructed at the foot of the dumps to arrest silt. Check dams have been constructed for retention of suspended solids and allowing flow of clear water. This prevents contamination of outside water bodies from the wash-offs of the lease area. The check dams are periodically de-silted to keep them efficient.</p> <p>xii) The mine pit water is utilized for water sprinkling on haul roads and for plantation activities.</p> <p>xiii) There is zero waste-water discharge by the mine and it will be maintained in the future as well. Optimization of the water consumption will be done to reduce the specific water consumption year-on-year.</p>
--	---

**HALF-YEARLY EC COMPLIANCE REPORT FOR  
KATAMATI IRON MINE OF TATA STEEL LIMITED**

	<p>different activities, water balance diagram should be prepared on monthly basis, and efforts should be made to optimize consumption of water per ton of ore production in successive years. Responsibility: Individual Mine Lease Holders, SPCB and CGWB.</p>	
<p>19)</p>	<p>Land/ Soil/ Overburden Related: Project Proponent shall implement the following mitigation measures: (i) The top soil should temporarily be stored at earmarked site(s) only and it should not be kept unutilized for long (not more than 3 years or as per provisions mentioned in the mine plan/ scheme). The topsoil should be used for land reclamation and plantation appropriately. (ii) Fodder plots should be developed in the non-mineralised area in lieu of use of grazing land, if any. (iii) Over burden/ low grade ore should be stacked at earmarked dump site (s) only and should not be kept active for long period. The dump height should be decided on case to case basis, depending on the size of mine and quantity of waste material generated. However, slope stability study should be conducted for larger heights, as per IBM approved mine plan and DGMS guidelines. The OB dump should be scientifically vegetated with suitable native species to prevent erosion and surface run off. In critical areas, use of geo textiles should be undertaken for stabilization of the dump. Monitoring and management of rehabilitated areas should continue until the vegetation becomes self-sustaining. Proper records should be maintained regarding species, their growth, area coverage etc. (iv) Catch drains and siltation ponds of appropriate size should be constructed to arrest silt and sediment flows from mine operation, soil, OB and mineral dumps. The water so collected can be utilized for watering the mine area, roads, green belt development etc. The drains should be regularly de-silted, particularly after monsoon and should be maintained properly. Appropriate documents should be maintained. Garland drain of appropriate size, gradient and length should be constructed for mine pit, soil, OB and mineral dumps and sump capacity should be designed with appropriate safety margin based on long term rainfall data. Sump capacity should be provided for adequate retention period to allow proper settling of silt material. Sedimentation pits should be constructed at the corners of the garland drains and de-silted at regular intervals. (v) Backfilling should be done as per approved mining plan/scheme. There should be no OB dumps outside the mine lease area. The</p>	<p>i) Preservation of topsoil: During the developmental stage, it is likely that we may encounter some amount of topsoil. Topsoil will be stored temporarily and will be utilized in our afforestation and horticultural activities.</p> <p>ii) Fodder plots are being developed in the mine lease area for use as grazing land.</p> <p>iii) OB/ low grade Ore are stacked at earmarked dump sites as per the approved Mining Plan. Dump stability studies have been conducted by CIMFR, Dhanbad scientists and as per the recommendation of their experts, the height of the dump will be maintained. The measures for dump management as suggested are already being implemented to take care of any erosion and for its stabilization. The plantation is monitored and maintained till it becomes self-sustaining. The records pertaining to plantation – species name, growth, area coverage is maintained at the mine.</p> <p>iv) Garland drains, Check dams and settling pits have been provided at appropriate places to arrest silt and sediment flows to ensure that only clear water will leave from lease boundary. The water collected is used for dust suppression and green belt development. The structures are regularly de-silted and maintained properly. Garland drains has been already constructed for the dumps as per approved mine plan. Settling pits of adequate capacity has already been provided.</p> <p>v) Back filling of the area will be done as per the approved mining Plan. The afforestation of the dumps will be done accordingly.</p> <p>vi) Hazardous wastes management is being done as per the provisions of Hazardous Waste Management Rules, 2016.</p>

**HALF-YEARLY EC COMPLIANCE REPORT FOR  
KATAMATI IRON MINE OF TATA STEEL LIMITED**

	<p>backfilled area should be afforested, aiming to restore the normal ground level. Monitoring and management of rehabilitated areas should continue till the vegetation is established and becomes self-generating. (vi) Hazardous waste such as, waste oil, lubricants, resin, and coal tar etc. should be disposed off as per provisions of Hazardous Waste Management Rules, 2016, as amended from time to time. Responsibility: Individual Mine Lease Holders.</p>	
20)	<p>Ecology/Biodiversity (Flora-Fauna) Related: Project Proponent shall implement the following mitigation measures: (i) All precautionary measures should be taken during mining operation for conservation and protection of endangered fauna namely elephant, sloth bear etc. spotted in the study area. Action plan for conservation of flora and fauna should be prepared and implemented in consultation with the State Forest and Wildlife Department within the mine lease area, whereas outside the mine lease area, the same should be maintained by State Forest Department. (ii) Afforestation is to be done by using local and mixed species saplings within and outside the mining lease area. The reclamation and afforestation is to be done in such a manner like exploring the growth of fruit bearing trees which will attract the fauna and thus maintaining the biodiversity of the area. As afforestation done so far is very less, forest department needs to identify adequate land and do afforestation by involving local people in a time bound manner. (iii) Green belt development carried out by mines should be monitored regularly in every season and parameters like area under vegetation/plantation, type of plantation, type of tree species /grass species/scrubs etc., distance between the plants and survival rate should be recorded. (iv) Green belt is an important sink of air pollutants including noise. Development of green cover in mining area will not only help reducing air and noise pollution but also will improve the ecological conditions and prevent soil erosion to a greater extent. Further, selection of tree species for green belt should constitute dust removal/dust capturing plants since plants can act as efficient biological filters removing significant amounts of particulate pollution. Thus, the identified native trees in the mine area may be encouraged for plantation. Tree species having small leaf area, dense hair on leaf surface (rough surface), deep</p>	<p>i) A detailed Site-Specific Wildlife Conservation Plan has been prepared for conservation and protection of endangered flora &amp; fauna and submitted for approval.</p> <p>ii) We are taking all the suggested measures like selection of the correct local species mix, fruit-species plantation, etc. to enhance the biodiversity of the region.</p> <p>iii) Green belt development done is monitored till it becomes self-sustaining. Relevant records as mentioned are being maintained by the horticultural specialist.</p> <p>iv) We have a Biodiversity Management Plan prepared by IUCN experts. It contains the list of native species suited for plantation in all conditions including for dust removal/ dust capturing plants.</p> <p>v) In consultation with IIT Kharagpur, Tata Steel has undertaken vetiver plantation in order to stabilize OB dumps. In FY23 around 0.5 ha area has been stabilized by vetiver grass.</p> <div data-bbox="862 1276 1479 1509" data-label="Image"> </div> <p>vi) It is in the scope of State Forest Department.</p>

**HALF-YEARLY EC COMPLIANCE REPORT FOR  
KATAMATI IRON MINE OF TATA STEEL LIMITED**

	<p>channels on leaves should be included for plantation. (v) Vetiver plantation on inactive dumps may be encouraged as the grass species has high strength of anchoring besides medicinal value. (vi) Details of compensatory afforestation done should be recorded and documented by respective forest divisions, and State Forest Department should present mine-wise annual status, along with expenditure details. Responsibility: Individual Mine Lease Holders and State Forest &amp; Wildlife Department.</p>	
21)	<p>Socio-Economic Related: Project Proponent shall implement the following mitigation measures: (i) Public interaction should be done on regular basis and social welfare activities should be done to meet the requirements of the local communities. Further, basic amenities and infrastructure facilities like education, medical, roads, safe drinking water, sanitation, employment, skill development, training institute etc. should be developed to alleviate the quality of life of the people of the region. (ii) Land outees and land losers/affected people, if any, should be compensated and rehabilitated as per the national/state policy on Resettlement and Rehabilitation. (iii) The socio-economic development in the region should be focused and aligned with the guidelines/initiatives of Govt. of India/ NITI Aayog around prosperity, equality, justice, cleanliness, transparency, employment, respect to women, hope etc. This can be achieved by providing adequate and quality facilities for education, medical and developing skills in the people of the region. District administration in association with mine lease holders should plan for "Samagra Vikas" of these blocks well as other blocks of the district. While planning for different schemes in the region, the activities should be prioritized as per Pradhan Mantri Khanij Kshetra Kalyan Vojna (PMKKKY), notified by Ministry of Mines, Govt. of India, vide letter no. 16/7/2017-M.VI (Part), dated September 16, 2015. Responsibility: District Administration and Individual Mine Lease Holders.</p>	<p>i) We have a separate wing named Tata Steel Foundation who take care of the social welfare activities and for the well-being and upliftment of the people residing near the project. They interact regularly with the local communities to identify their needs and requirement and accordingly plan the yearly activities in all the listed themes.</p> <p>ii) There is no case of displacement of people due to the project.</p> <p>iii) TSL is already supporting the State Government in facilitating the development of schools, conducting health camps, construction of medical facilities, provision of training and skill development programs, etc and will continue to extend support in future too.</p>
22)	<p>Road Transport Related: Project Proponent shall implement the following mitigation measures: (i) All the mine lease holders should follow the suggested ore transport mode (SOTM), based on its EC capacity within next 5 years. (ii) The mine lease holders should ensure construction of cement road</p>	<p>i) Katamati mine will abide by the SOTM system as and when the guidelines are formed by the Department of Steel &amp; Mines, Govt of Odisha in this regard.</p> <p>ii) Construction of road within the mine shall be done once clearance from all the regulatory authorities is</p>

**HALF-YEARLY EC COMPLIANCE REPORT FOR  
KATAMATI IRON MINE OF TATA STEEL LIMITED**

	<p>of appropriate width from and to the entry and exit gate of the mine. Further, maintenance of all the roads should be carried out as per the requirement to ensure dust free road transport. (iii) Transportation of ore should be done by covering the trucks with tarpaulin or other suitable mechanism so that no spillage of ore/dust takes place. Further, air quality in terms of dust, PM10 should be monitored near the roads towards entry &amp; exit gate on regular basis, and be maintained within the acceptable limits. Responsibility: Individual Mine Lease Holders and Dept. of Steel &amp; Mines.</p>	<p>received. Maintenance of all roads under TSL control is being done regularly to ensure dust-free road transport.</p> <p>iii) Transportation of final product by trucks, outside mine to the end-use steel plants, is being done by covering the trucks with tarpaulin so that no spillage takes place. Air quality monitoring (PM10) is being done near the exit point.</p>
23)	<p>1) Occupational Health Related: Project Proponent shall implement the following mitigation measures: (i) Personnel working in dusty areas should wear protective respiratory devices and they should also be provided with adequate training and information on safety and health aspects periodically. (ii) Occupational health surveillance program for all the employees/workers (including casual workers) should be undertaken periodically (on annual basis) to observe any changes due to exposure to dust, and corrective measures should be taken immediately, if needed. (iii) Occupational health and safety measures related awareness programs including identification of work related health hazard, training on malaria eradication, HIV and health effects on exposure to mineral dust etc., should be carried out for all the workers on regular basis. A full time qualified doctor should be engaged for the purpose. Periodic monitoring (on 6 monthly basis) for exposure to respirable minerals dust on the workers should be conducted, and record should be maintained including health record of all the workers. Review of impact of various health measures undertaken (at an interval of 3 years or less) should be conducted followed by follow-up of actions, wherever required. Occupational health centre should be established near mine site itself. Responsibility: Individual Mine Lease Holders and District Administration (District Medical Officer).</p>	<p>i) Personal Protective Equipment for working in dusty areas are provided to all personnel. Periodic training on safety and health aspects is carried out at the training centre.</p> <p>ii) Initial Medical Examination &amp; Periodic Medical Examinations are conducted for all employees at the TSL health facility periodically and records are maintained. This is being carried in compliance to Mines Act, 1952 &amp; Rules 1956 and amendments thereto</p> <p>The occupational health surveillance shows that there is no occurrence of any kind of occupational health diseases.</p> <p>iii) Awareness programs on Occupational Health and Safety are being done regularly by our central medical team located at Jamshedpur. Similar programs are arranged at site level to include all the contract workers as well.</p> <p>A Central Hospital located at Noamundi caters to both Noamundi and Katamati mine. A full-time Occupational Health Specialist has been appointed in the hospital for periodic health check-up of employees and contractual workers. A program called Wellness-at-Workplace is being conducted at the mine and health of all mine workers is checked and monitored every month. All the health records are maintained. We will follow and implement the additional suggestions as provided.</p>
<b>C. STANDARD CONDITIONS</b>		
<b>I. Statutory Compliance</b>		
1	<p>This Environmental Clearance (EC) is subject to orders/ judgment of Hon'ble Supreme Court of India, Hon'ble High Court, Hon'ble NGT and any</p>	Noted.

**HALF-YEARLY EC COMPLIANCE REPORT FOR  
KATAMATI IRON MINE OF TATA STEEL LIMITED**



	other Court of Law, Common Cause Conditions as may be applicable.	
2	The Project proponent complies with all the statutory requirements and judgment of Hon'ble Supreme Court dated 2nd August,2017 in Writ Petition (Civil) No. 114 of 2014 in matter of Common Cause versus Union of India & Ors before commencing the mining operations.	A payment of Rs 82,70,48,782.00/- is made as per demand notice no. 4140/ mines dated 02.09.2017. The Project Proponent is complying with all the statutory requirements and judgements of Hon. Supreme Court dated the 2nd August 2017 in writ petition (civil) no. 114 of 2014 in the matter of common cause vs union of India and Ors.
3)	The State Government concerned shall ensure that mining operation shall not be commenced till the entire compensation levied, if any, for illegal mining paid by the Project Proponent through their respective Department of Mining & Geology in strict compliance of Judgment of Hon'ble Supreme Court dated 2nd August, 2017 in Writ Petition (Civil) No. 114 of 2014 in matter of Common Cause versus Union of India & Ors.	A payment of Rs 82,70,48,782.00/- is made as per demand notice no. 4140/ mines dated 02.09.2017. The Project Proponent is complying with all the statutory requirements and judgements of Hon. Supreme Court dated the 2nd August 2017 in writ petition (civil) no. 114 of 2014 in the matter of common cause vs union of India and Ors.
4	The Project Proponent shall follow the mitigation measures provided in MoEFCC's Office Memorandum No. Z-11013/57/2014-IA.II (M), dated 29th October, 2014, titled "Impact of mining activities on Habitations-Issues related to the mining Projects wherein Habitations and villages are the part of mine lease areas or Habitations and villages are surrounded by the mine lease area".	All the conditions mentioned in the MoEFCC's Office Memorandum No. Z-11013/57/2014-IA.II (M), dated 29th October, 2014 are being followed.
5	A copy of EC letter will be marked to concerned Panchayat / local NGO etc. if any, from whom suggestion / representation has been received while processing the proposal.	A copy of EC letter is sent to Deojhar panchayat and Anseikala panchayat with letter no. MD/ENV/173/110/2021 and MD/ENV/174/110/2021 dated 10.08.2021.
6	State Pollution Control Board/Committee shall be responsible for display of this EC letter at its Regional office, District Industries Centre and Collector's office/ Tehsildar's Office for 30 days.	Noted.
7	The Project Authorities should widely advertise about the grant of this EC letter by printing the same in at least two local newspapers, one of which shall be in vernacular language of the concerned area. The advertisement shall be done within 7 days of the issue of the clearance letter mentioning that the instant project has been accorded EC and copy of the EC letter is available with the State Pollution Control Board/Committee and web site of the Ministry of Environment, Forest and Climate Change (www.parivesh.nic.in). A copy of the advertisement may be forwarded to the concerned MoEFCC Regional Office for compliance and record.	Details of Environment Clearance with regard to Katamati Iron Mine were published both in English (Orissa Post) and Odiya (Prameya) in local newspapers on 11.08.2021. The copy of the newspaper advertisement was sent to the Regional Office, MoEF&CC, Bhubaneswar with letter no: MD/ENV/187-A/98/2021 dated 16.08.2021. It is also submitted to Ministry along with earlier half yearly compliance report.

## HALF-YEARLY EC COMPLIANCE REPORT FOR KATAMATI IRON MINE OF TATA STEEL LIMITED

8	The Project Proponent shall inform the MoEF&CC for any change in ownership of the mining lease. In case there is any change in ownership or mining lease is transferred, PP need to apply for transfer of EC as per provisions of the para 11 of EIA Notification, 2006 as amended from time to time.	Noted.
<b>II. Air quality monitoring and preservation</b>		
9)	The Project Proponent shall install a minimum of 3 (three) online Ambient Air Quality Monitoring Stations with 1 (one) in upwind and 2 (two) in downwind direction based on long term climatological data about wind direction such that an angle of 120° is made between the monitoring locations to monitor critical parameters, relevant for mining operations, of air pollution viz. PM10, PM2.5, NO2, CO and SO2 etc. as per the methodology mentioned in NAAQS Notification No. B-29016/20/90/PCI/I, dated 18.11.2009 covering the aspects of transportation and use of heavy machinery in the impact zone. The ambient air quality shall also be monitored at prominent places like office building, canteen etc. as per the site condition to ascertain the exposure characteristics at specific places. The above data shall be digitally displayed within 03 months in front of the main Gate of the mine site.	<p>Three continuous ambient air quality monitoring stations are installed in the core zone(two) and buffer zone(one) of mine lease area. Various parameters such as PM10, PM2.5, SOx, NOx &amp; CO are being monitored as per guidelines. Four manual ambient air quality monitoring stations are installed at prominent places such as pit office, viewpoint etc. and monitoring is done on regular basis. The data is also been displayed using electronic display board in public domain. Average air quality data is enclosed as Annexure 1.</p> <div style="display: flex; justify-content: space-around;">   </div> <p style="text-align: center;"><i>CAAQMS near pit office</i>                      <i>Display board</i></p>
10)	Effective safeguard measures for prevention of dust generation and subsequent suppression (like regular water sprinkling, metalled road construction etc.) shall be carried out in areas prone to air pollution wherein high levels of PM10 and PM2.5 are evident such as haul road, loading and unloading point and transfer points. The Fugitive dust emissions from all sources shall be regularly controlled by installation of required equipments/ machineries and preventive maintenance. Use of suitable water-soluble chemical dust suppressing agents may be explored for better effectiveness of dust control system. It shall be ensured that air pollution level conform to the standards prescribed by the MoEFCC/ Central Pollution Control Board.	<p>Fugitive dust emissions from all the sources are being controlled regularly on daily basis.</p> <p>A network of fixed water sprinklers has been laid on permanent haul roads. Mobile water tankers of large capacity namely 50 KL which can cover the entire width of the haul road has been commissioned.</p> <p>All feed hoppers where ore is unloaded and all transfer chutes have been provided with dry-fog dust suppression system.</p> <p>NALCO Dust Ban chemical is used for better effectiveness of dust control by water sprinkling.</p> <p>Mist cannons have placed at strategic points to prevent and control of fugitive dust emission.</p> <p>Ambient air quality conforms to the CPCB norms.</p> <div style="text-align: center;">  </div> <p style="text-align: center;"><i>Mobile Water sprinkler at Katamati</i></p>



## HALF-YEARLY EC COMPLIANCE REPORT FOR KATAMATI IRON MINE OF TATA STEEL LIMITED

		 <p style="text-align: center;"><i>Water jet with mist water spray in Katamati</i></p>
<b>III. Water quality monitoring and preservation</b>		
<p>11)</p>	<p>In case, immediate mining scheme envisages intersection of ground water table, then Environmental Clearance shall become operational only after receiving formal clearance from CGWA. In case, mining operation involves intersection of ground water table at a later stage, then PP shall ensure that prior approval from CGWA and MoEFCC is in place before such mining operations. The permission for intersection of ground water table shall essentially be based on detailed hydro-geological study of the area.</p>	<p>Based on observations from nearby wells and water bodies, the water table in the area is about 519 mRL. Whereas, the maximum depth at conceptual stage is considered to be 564 mRL. Hence, throughout the course of mining operations, the ground water table will remain undisturbed and the mining operation will not intersect ground water table. Currently, the mining operation is restricted above the ground water table and shall not intersect the ground water table, in case of working below prior approval from MoEF&amp;CC &amp; CGWA shall be obtained. For domestic use and other purposes, the mine has been granted renewal of CGWA NOC (460m<sup>3</sup>/day) issued vide no.CGWA/NOC/MIN/REN/2/2023/7915, dated 26.05.2023 which is valid till 09.10.2024.</p>
<p>12)</p>	<p>Project Proponent shall regularly monitor and maintain records w.r.t. ground water level and quality in and around the mine lease by establishing a network of existing wells as well as new piezo-meter installations during the mining operation in consultation with Central Ground Water Authority/ State Ground Water Department. The Report on changes in Ground water level and quality shall be submitted on six-monthly basis to the Regional Office of the Ministry, CGWA and State Groundwater Department / State Pollution Control Board.</p>	<p>Ground water quality and Ground water level are being monitored periodically in and around the lease areas. All the monitoring results are being submitted to regulatory agencies.</p>  <p style="text-align: center;"><i>Piezometric bore well at Katamati Iron Mine</i></p>
<p>13)</p>	<p>The Project Proponent shall undertake regular monitoring of natural water course/ water resources/ springs and perennial nallahs existing/ flowing in and around the mine lease including upstream and downstream. Sufficient number of gullies shall be provided at appropriate places within the lease for management of water. The parameters to be monitored shall include their water quality vis-a-vis suitability for usage as per CPCB criteria and flow rate. It shall be ensured that no</p>	<p>No perennial nallah/stream present in the mine lease area. Water quality monitoring of nallahs present outside the mine lease area is done regularly and the reports are submitted to Ministry of Environment, Forest and Climate Change and its Regional Office, Central Ground Water Authority and Regional Director, Central Ground Water Board, State Pollution Control Board and Central Pollution Control Board.</p>



**HALF-YEARLY EC COMPLIANCE REPORT FOR  
KATAMATI IRON MINE OF TATA STEEL LIMITED**

	<p>obstruction and/ or alteration be made to water bodies during mining operations without justification and prior approval of MoEFCC. The monitoring of water courses/ bodies existing in lease area shall be carried out four times in a year viz. pre- monsoon (April May), monsoon (August), post-monsoon (November) and winter (January) and the record of monitored data may be sent regularly to Ministry of Environment, Forest and Climate Change and its Regional Office, Central Ground Water Authority and Regional Director, Central Ground Water Board, State Pollution Control Board and Central Pollution Control Board. Clearly showing the trend analysis on six-monthly basis.</p>	
<p>14)</p>	<p>Quality of polluted water generated from mining operations which include Chemical Oxygen Demand (COD) in mines run-off; acid mine drainage and metal contamination in runoff shall be monitored along with Total Suspended Solids (TDS), Dissolved Oxygen (DO), pH and Total Suspended Solids (TSS). The monitored data shall be uploaded on the website of the company as well as displayed at the project site in public domain, on a display board, at a suitable location near the main gate of the Company. The circular No. J-20012/1/2006-IA.II (M) dated 27.05.2009 issued by Ministry of Environment, Forest and Climate Change may also be referred in this regard.</p>	<p>As there is no workshop present in the mine lease area, there is no generation of wastewater. All the surface runoff is allowed to pass through garland drains, check dams and then settling pit. The monitored data is displayed on an electric display board as shown in the figure below</p>  <p style="text-align: center;"><i>Env monitoring data display in public domain at Katamati</i></p>
<p>15)</p>	<p>Project Proponent shall plan, develop and implement rainwater harvesting measures on long term basis to augment ground water resources in the area in consultation with Central Ground Water Board/ State Groundwater Department. A report on amount of water recharged needs to be submitted to Regional Office MoEFCC annually.</p>	<p>Due to area constraint inside the mine lease area ponds have been constructed in the buffer zone for ground water recharge. Further all the surface runoff generated is directed to mine pit where it is allowed to settle and augment ground water table.</p>
<p>16)</p>	<p>Industrial waste water (workshop and waste water from the mine) should be properly collected and treated so as to conform to the notified standards prescribed from time to time. The standards shall be prescribed through Consent to Operate (CTO)</p>	<p>No industrial wastewater generated as there is no workshop present in Katamati Iron Mine.</p>



**HALF-YEARLY EC COMPLIANCE REPORT FOR  
KATAMATI IRON MINE OF TATA STEEL LIMITED**

	issued by concerned State Pollution Control Board (SPCB). The workshop effluent shall be treated after its initial passage through Oil and grease trap.	A CETP is of 30KLD capacity with Oil and grease trap facility is installed for treating the effluent generated from common workshop at Noamundi.
17)	The water balance/water auditing shall be carried out and measure for reducing the consumption of water shall be taken up and reported to the Regional Office of the MoEF&CC and State Pollution Control Board/Committee.	There is zero waste-water discharge by the mine and it will be maintained in the future as well. Water audit is carried out by PHDCCI, an accredited consultant from CGWA and the improvements suggested are being carried out to reduce consumption of water. Optimization of the water consumption will be done to reduce the specific water consumption year-on-year.
<b>IV. Noise and vibration monitoring and prevention</b>		
18)	The peak particle velocity at 500m distance or within the nearest habitation, whichever is closer shall be monitored periodically as per applicable DGMS guidelines.	Monitoring of ppv is done after every blast and the reports are being maintained.
19)	The illumination and sound at night at project sites disturb the villages in respect of both human and animal population. Consequent sleeping disorders and stress may affect the health in the villages located close to mining operations. Habitations have a right for darkness and minimal noise levels at night. PPs must ensure that the biological clock of the villages is not disturbed; by orienting the floodlights/ masks away from the villagers and keeping the noise levels well within the prescribed limits for day /night hours.	The illumination & sound has been done in such a way that the villagers are not disturbed. In addition to this we are planning to install noise barriers around the crushing and screening plant to significantly reduce the noise.
20)	The Project Proponent shall take measures for control of noise levels below 85 dBA in the work environment. The workers engaged in operations of HEMM, etc. should be provided with ear plugs /muffs. All personnel including laborers working in dusty areas shall be provided with protective respiratory devices along with adequate training, awareness and information on safety and health aspects. The PP shall be held responsible in case it has been found that workers/ personals/ laborers are working without personal protective equipment.	Adequate measures are taken for control of work noise levels such as all HEMMs have acoustic cabins with air conditioners and the exhaust manifold have silencers. Noisy operations have been identified and persons engaged in such operations are provided with ear plugs/muffs.
<b>V. Mining plan</b>		
21)	The Project Proponent shall adhere to approved mining plan, inter alia, including, total excavation (quantum of mineral, waste, over burden, inter burden and top soil etc.); mining technology; lease area; scope of working ( method of mining, overburden & dump management, O.B& dump mining, mineral transportation mode, ultimate depth of mining, concurrent reclamation and	Total excavation (quantum of mineral, waste, over burden, inter burden and top soil etc.); mining technology; lease area; scope of working (method of mining, overburden & dump management, O.B& dump mining, mineral transportation mode, ultimate depth of mining, concurrent reclamation and reclamation at mine closure; land-use of the mine lease area at various stages of mining etc. shall be adhered to the Mine Plan.





**HALF-YEARLY EC COMPLIANCE REPORT FOR  
KATAMATI IRON MINE OF TATA STEEL LIMITED**

	<p>reclamation at mine closure; land-use of the mine lease area at various stages of mining scheme as well as at the end-of-life; etc.).</p>	
<p>22)</p>	<p>The land-use of the mine lease area at various stages of mining scheme as well as at the end-of-life shall be governed as per the approved Mining Plan. The excavation vis-a-vis backfilling in the mine lease area and corresponding afforestation to be raised in the reclaimed area shall be governed as per approved mining plan. PP shall ensure the monitoring and management of rehabilitated areas until the vegetation becomes self sustaining. The compliance status shall be submitted half-yearly to the MoEFCC and its concerned Regional Office.</p>	<p>Noted. Land-use of the mine lease area shall be governed as per the approved mining plan. Excavation, backfilling in the mine lease area and corresponding afforestation to be raised in the reclaimed area are governed as per approved mining plan. Report on plantation activities is being submitted regularly to the Board along with monthly reports. In FY 23 around 7942 saplings have planted in the mine lease area.</p>
<p><b>VI. Land Reclamation</b></p>		
<p>23)</p>	<p>The Overburden (O.B.), waste and topsoil generated during the mining operations shall be stacked at earmarked OB dump site(s) only and it should not be kept active for a long period of time. The physical parameters of the OB / waste dumps / topsoil dump like height, width and angle of slope shall be governed as per the approved Mining Plan and the guidelines/circulars issued by D.G.M.S. The topsoil shall be used for land reclamation and plantation.</p>	<p>Over burden is stacked at the earmarked places only. The slopes of the OB dumps are terraced, and the overall slope angle is maintained and not exceeding 27°. Generation of topsoil is very minimal because no fresh area is being broken for mining and the top soil generated, is being kept at the earmarked site(s) only inside the mining lease area and is being subsequently used for plantation &amp; other vegetation &amp; grassing activities. The inactive dump slopes are vegetated with native species and grass and vetiver grass for better slope stabilization.</p> <div style="display: flex; justify-content: space-around;">  </div> <p style="text-align: center;"><i>Vegetation &amp; grassing on slime dumps</i></p> <div style="display: flex; justify-content: space-around;">  </div> <p style="text-align: center;"><i>Vegetation &amp; grassing on waste dumps</i></p>



**HALF-YEARLY EC COMPLIANCE REPORT FOR  
KATAMATI IRON MINE OF TATA STEEL LIMITED**

<p>24)</p>	<p>The slope of dumps shall be vegetated in scientific manner with suitable native species to maintain the slope stability, prevent erosion and surface run off. The selection of local species regulates local climatic parameters and help in adaptation of plant species to the microclimate. The gullies formed on slopes should be adequately taken care of as it impacts the overall stability of dumps. The dump mass should be consolidated with the help of dozer/ compactors thereby ensuring proper filling/ leveling of dump mass. In critical areas, use of geo textiles/ geo-membranes I clay liners/ Bentonite etc. shall be undertaken for stabilization of the dump.</p>	<p>Slope of the dumps are being stabilized by coir matting, vetiver grassing etc.,</p>  <p style="text-align: center;"><i>Coir matting and vetiver grassing on dumps</i></p>
<p>25)</p>	<p>Catch drains, settling tanks and siltation ponds of appropriate size shall be constructed around the mine working, mineral yards and Top Soil/OB/Waste dumps to prevent run off of water and flow of sediments directly into the water bodies (Nallah/ River/ Pond etc.). The collected water should be utilized for watering the mine area, roads, green belt development, plantation etc. The drains/ sedimentation sumps etc. shall be de-silted regularly, particularly after monsoon season, and maintained properly.</p>	<p>There is no discharge of any industrial effluent outside the mine lease. All the garland drains, settling pits and check dams of appropriate size, gradient and length been constructed both around the mine pit and over burden dump(s) to prevent run off of water and flow of sediments directly into water bodies. Photographs of toe wall, garland drain and settling pits are attached.</p>  <p style="text-align: center;"><i>Settling pits at Katamati Iron Mine</i></p> <p style="text-align: center;"><i>Check dams &amp; Garland drains at Katamati Iron Mine</i></p>
<p>26)</p>	<p>Check dams of appropriate size, gradient and length shall be constructed around mine pit and OB dumps to prevent storm run-off and sediment flow into adjoining water bodies. A safety margin of 50% shall be kept for designing of sump structures over and above peak rainfall (based on 50 years data) and maximum discharge in the mine and its adjoining area which shall also help in providing adequate retention time period thereby allowing proper settling of sediments/ silt material. The sedimentation pits/ sumps shall be constructed at the corners of the garland drains.</p>	<p>All the garland drains, settling pits and check dams of appropriate size, gradient and length been constructed as per progressive mine closure plan both around the mine pit and over burden dump(s) to prevent run off of water and flow of sediments directly into water bodies.</p>

**HALF-YEARLY EC COMPLIANCE REPORT FOR  
KATAMATI IRON MINE OF TATA STEEL LIMITED**

<b>VII. Transportation</b>	
27)	<p>No Transportation of the minerals shall be allowed in case of roads passing through villages/habitations. In such cases, PP shall construct a 'bypass' road for the purpose of transportation of the minerals leaving an adequate gap (say at least 200 meters) so that the adverse impact of sound and dust along with chances of accidents could be mitigated. All costs resulting from widening and strengthening of existing public road network shall be borne by the PP in consultation with nodal State Govt. Department. Transportation of minerals through road movement in case of existing village/ rural roads shall be allowed in consultation with nodal State Govt. Department only after required strengthening such that the carrying capacity of roads is increased to handle the traffic load. The pollution due to transportation load on the environment will be effectively controlled and water sprinkling will also be done regularly. Vehicular emissions shall be kept under control and regularly monitored. Project should obtain Pollution Under Control (PUC) certificate for all the vehicles from authorized pollution testing centers. [If applicable in case of road transport].</p>
28)	<p>The Main haulage road within the mine lease should be provided with a permanent water sprinkling arrangement for dust suppression. Other roads within the mine lease should be wetted regularly with tanker-mounted water sprinkling system. The other areas of dust generation like crushing zone, material transfer points, material yards etc. should invariably be provided with dust suppression arrangements. The air pollution control equipments like bag filters, vacuum suction hoods, dry fogging system etc. shall be installed at Crushers, belt-conveyors and other areas prone to air pollution. The belt conveyor should be fully covered to avoid generation of dust while transportation. PP shall take necessary measures to avoid generation of fugitive dust emissions.</p>
<p>Out of 13.5 MTPA total ROM production, approximately 9.5 to 11.5 MTPA of ROM shall be processed in tandem with Noamundi ore in the processing plant located at Noamundi and conveyed through closed conveyor belts to the private railway siding at Noamundi. Final product is dispatched from the private railway siding and other public railway sidings.</p> <p>Currently there is a proposal for dispatching around 2 MTPA processed ore (maximum) by trucks which will only be taken up when there is a shortage of racks and wagon availability from Railway. Road dispatch is proposed only till upgradation of logistics and dispatch facilities at Noamundi private railway siding. After adoption of SOTM, all material will be transported to Noamundi for onward dispatch by rail through the private rail siding.</p>	<p>A network of fixed water sprinklers has been laid on permanent haul roads. Mobile water tankers of large capacity namely 50 KL which can cover the entire the entire width of the haul road has been commissioned. All feed hoppers where ore is unloaded and all transfer chutes have been provided with dry-fog dust suppression system. Mist cannons have placed at strategic points to prevent and control of fugitive dust emission. Ambient air quality conforms to the CPCB norms.</p> <div style="display: flex; justify-content: space-around;">   </div> <p style="text-align: center;"><i>Mobile Water sprinkler at Katamati</i></p> <div style="display: flex; justify-content: space-around;">   </div> <p style="text-align: center;"><i>Water jet with mist water spray in Katamati</i></p>

**HALF-YEARLY EC COMPLIANCE REPORT FOR  
KATAMATI IRON MINE OF TATA STEEL LIMITED**

<b>VIII. Green Belt</b>		
29)	<p>The Project Proponent shall develop greenbelt in 7.5m wide safety zone all along the mine lease boundary as per the guidelines of CPCB in order to arrest pollution emanating from mining operations within the lease. The whole Green belt shall be developed within first 5 years starting from windward side of the active mining area. The development of greenbelt shall be governed as per the EC granted by the Ministry irrespective of the stipulation made in approved mine plan.</p>	<p>In FY 23 1200 saplings have been planted in safety zone of Katamati Iron Mine.</p> 
30)	<p>The Project Proponent shall carryout plantation/ afforestation in backfilled and reclaimed area of mining lease, around water body, along the roadsides, in community areas etc. by planting the native species in consultation with the State Forest Department/ Agriculture Department/ Rural development department/ Tribal Welfare Department/ Gram Panchayat such that only those species be selected which are of use to the local people. The CPCB guidelines in this respect shall also be adhered. The density of the trees should be around 2500 saplings per Hectare. Adequate budgetary provision shall be made for protection and care of trees.</p>	<p>In the year 2022-23 about 7942 no of sapling planted apart from local grass plantation on dumps with various species. The species include Calotropis gigantean, ficus species, <i>Pedilanthus</i>, <i>Cynodon dactylon</i>, <i>Saccharum spontaneum</i>, <i>Bougainvilleas</i>, <i>Yellow durenta</i>, etc. are planted. <i>Saccharum spontaneum</i> planted on slime pond, shown encouraging results, which control the erosion bind the material and adequately covers the ground vegetation.</p>  <p style="text-align: center;"><i>Plantation at Katamati Iron Mine</i></p>
31)	<p>The Project Proponent shall make necessary alternative arrangements for livestock feed by developing grazing land with a view to compensate those areas which are coming within the mine lease. The development of such grazing land shall be done in consultation with the State Government. In this regard, Project Proponent should essentially implement the directions of the Hon'ble Supreme Court with regard to acquisition of grazing land. The sparse trees on such grazing ground, which provide mid-day shelter from the scorching sun, should be scrupulously guarded/ protected against felling and plantation of such trees should be promoted.</p>	<p>No grazing land has been acquired.</p>

**HALF-YEARLY EC COMPLIANCE REPORT FOR  
KATAMATI IRON MINE OF TATA STEEL LIMITED**

<b>IX. Public hearing and human health issues</b>		
32)	Project Proponent shall make provision for the housing for workers/labors or shall construct labor camps within/outside (company owned land) with necessary basic infrastructure/ facilities like fuel for cooking, mobile toilets, mobile STP, safe drinking water, medical health care, creche for kids etc. The housing may be provided in the form of temporary structures which can be removed after the completion of the project related infrastructure. The domestic waste water should be treated with STP in order to avoid contamination of underground water.	Township has been developed at Noamundi (adjacent to Katamati mine) for workers with all the adequate facilities such as hospital, schools, STP etc.
<b>X. Corporate Environment Responsibility (CER)</b>		
33)	The Project Proponent shall submit the time- bound action plan to the concerned regional office of the Ministry within 6 months from the date of issuance of environmental clearance for undertaking the activities committed during public consultation by the project proponent and as discussed by the EAC, in terms of the provisions of the MoEF&CC Office Memorandum No.22-65/2017-IA.111 dated 30 September, 2020. The action plan shall be implemented within three years of commencement of the project.	Time bound action plan for undertaking the activities during Public Consultation has already been followed and submitted.
<b>XI. Miscellaneous</b>		
34)	The Project Proponent shall prepare digital map (land use & land cover) of the entire lease area once in five years purpose of monitoring land use pattern and submit a report to concerned Regional Office of the MoEF&CC.	The digital processing of entire lease area is being carried out regularly. The current land use pattern is made by M/s Geo Consultants Pvt. Ltd. the authorized agency by ORSAC, Bhubaneswar ( <b>Annexure-II</b> )
35)	The Project Authorities should inform to the Regional Office regarding date of financial closures and final approval of the project by the concerned authorities and the date of start of land development work	Not applicable. Katamati is an operational Iron mine of Tata Steel Ltd from last several decades. Thus financial closure & it's approval is not applicable.
36)	The Project Proponent shall submit six monthly compliance reports on the status of the implementation of the stipulated environmental safeguards to the MOEFCC & its concerned Regional Office, Central Pollution Control Board and State Pollution Control Board.	Six monthly compliance reports are being submitted regularly on the status of implementation of the stipulated environmental safeguards to the MoEF&CC, its Regional Office Bhubaneswar, Central Pollution Control Board and State Pollution Control Board.
37)	A separate 'Environmental Management Cell' with suitable qualified manpower should be set-up under the control of a Senior Executive. The Senior Executive shall directly report to Head of the Organization. Adequate number of qualified Environmental Scientists and Mining Engineers	A separate environmental management cell is in place with people having relevant qualification on environmental science. Organization has adequate environmental reporting system for adequate decision making.



**HALF-YEARLY EC COMPLIANCE REPORT FOR  
KATAMATI IRON MINE OF TATA STEEL LIMITED**

	shall be appointed and submit a report to RO, MoEFCC.	
38)	The concerned Regional Office of the MoEFCC shall randomly monitor compliance of the stipulated conditions. The project authorities should extend full cooperation to the MoEFCC officer(s) by furnishing the requisite data/ information/ monitoring reports.	Full cooperation shall be extended to the officers in furnishing the requisite data/ information/ monitoring reports.
39)	In pursuant to Ministry's O.M No 22-34/2018-IA.III dated 16.01.2020 to comply with the direction made by Hon'ble Supreme Court on 8.01.2020 in W.P. (Civil) No 114/2014 in the matter Common Cause Vs Union of India, the mining lease holder shall after ceasing mining operations, undertake regrassing the mining area and any other area which may have been disturbed due to other mining activities and restore the land to a condition which is fit for growth of fodder, flora, fauna etc.	Shall be complied after ceasing of mining operations. Although concurrent grassing of the area is undertaken which has been already explained earlier.
40)	The Ministry or any other competent authority may alter/modify the above conditions or stipulate any further condition in the interest of environment protection.	Noted.
41)	Concealing factual data failure to comply with any or submission of false/ fabricated data and of the conditions mentioned above may result in withdrawal of this clearance and' attract action under the provisions of Environment (Protection) Act, 1986.	Noted.

**ANNEXURE-I**  
**ENVIRONMENT MONITORING**  
**REPORT**



Test Report

**Ambient Air Quality Monitoring Report- October-2022**

Report No.: AN/AAQ/TS-KIM/2022/4-3		Date: 03/11/2022	
Name and Address of Industry:-	M/s Katamati Iron Mine (M/s TATA Steel Limited)	W. O. No.	4700098928/962
		W. O. date:	22.03.2022
Sample Description/ Type	Ambient Air Quality (Core Zone)	Sample Ref. No.:-	ALPL/21102022/ENV-170-1/KIM-CZ/AAQ-1 and ALPL/21102022/ENV-170-2/KIM-CZ/AAQ-2
Sample Drawn By:-	Anacon Representative (Mr. Krishnendu)	Sample Inward Date:-	10,17, 27 October-2022 & 2-November-2022
Test Started On:-	10, 17, 28 October-2022 & 2- Nov-2022	Test Completed On:-	10,17, 28 October-2022 & 2-Nov-2022
Sampling Procedure	ANtd/7.2/Mon-01		

Sr. No.	LOCATION	Date of sampling	PM <sub>10</sub> µg/m <sup>3</sup>	PM <sub>2.5</sub> µg/m <sup>3</sup>	SO <sub>2</sub> µg/m <sup>3</sup>	NO <sub>2</sub> µg/m <sup>3</sup>	CO mg/m <sup>3</sup>
Method Reference			IS 5182 (Part 23)	USEPA-40 (Part 50)	IS:5182 (Part-2)	IS:5182 (Part-6)	IS:5182 (Part-10)
AAQMS-1	Near Murga Gate	04/10/2022	56.2	21.5	9.9	20.4	BDL (DL - 0.5)
		07/10/2022	63.8	24.6	12.8	21.1	BDL (DL - 0.5)
		11/10/2022	54.7	21.8	11.4	20.3	BDL (DL - 0.5)
		14/10/2022	54.0	21.3	9.7	19.4	BDL (DL - 0.5)
		18/10/2022	64.4	24.7	13	21.2	BDL (DL - 0.5)
		21/10/2022	54.3	22.1	9.2	18.9	BDL (DL - 0.5)
		26/10/2022	54.3	22.8	11.5	21.2	BDL (DL - 0.5)
		28/10/2022	54.5	22.5	10.2	18.4	BDL (DL - 0.5)
Monthly Average Value			57.0	22.7	11.0	20.1	BDL (DL - 0.5)
AAQMS-2	Near Metso Plant Side	04/10/2022	52.9	18.3	9.2	18.6	BDL (DL - 0.5)
		07/10/2022	61.7	24.7	12.8	23.1	BDL (DL - 0.5)
		11/10/2022	58.3	16.9	8.7	16.4	BDL (DL - 0.5)
		14/10/2022	51.9	21.7	8.4	17.3	BDL (DL - 0.5)
		18/10/2022	52.7	18.4	6.4	18.3	BDL (DL - 0.5)
		21/10/2022	49.2	16.7	6.4	15.8	BDL (DL - 0.5)
		26/10/2022	61.7	21.3	9.2	21.8	BDL (DL - 0.5)
		28/10/2022	54.1	18.7	7.6	17.9	BDL (DL - 0.5)
Monthly Average Value			55.3	19.6	8.6	18.7	BDL (DL - 0.5)

NOTES: • Please see watermark "Original Test Report" to confirm the authenticity of this report. • Results shall be referred to tested sample(s) and applicable to tested parameters only. • Test report shall not be reproduced except in full without prior written approval of Anacon Labs.

**Remark:** - All Results are within Limit as per CPCB Standards.

Verified by  
  
Gajendra Desai  
(Technical Manager)

Authorized Signatory

Dr. (Mrs.) S.D. Garway  
(Quality Manager)

-----End of Report-----

Thanks for putting in your faith and trust in our services, We at Anacon Laboratories cherish our relationship. We put in a lot of hard work to ensure that you have a seamless experience at every step of our relationship. In order to ensure that your next experience will be significantly better, we welcome your feedback over email on feedback@anacon.in





Test Report

Ambient Air Quality Monitoring Report- October-2022

Report No.: AN/AAQ/TS-KIM/2022/4-4		Date: 03/11/2022	
Name and Address of Industry:-	M/s Katamati Iron Mine (M/s TATA Steel Limited)	W. O. No.	4700098928/962
		, W. O. date:	22.03.2022
Sample Description/ Type	Ambient Air Quality (Core Zone)	Sample Ref. No.:-	ALPL/21102022/ENV-170-3/KIM-CZ/AAQ-3 and ALPL/21102022/ENV-170-4/KIM-CZ/AAQ-4
Sample Drawn By:-	Anacon Representative (Mr. Krishnendu)	Sample Inward Date:-	10,17, 27 October-2022 & 2-November-2022
Test Started On:-	10, 17, 28 October-2022 & 2-Nov-2022	Test Completed On:-	10,17, 28 October-2022 & 2-Nov-2022
Sampling Procedure	ANtd/7.2/Mon-01		

Sr. No.	LOCATION	Date of sampling	PM <sub>10</sub> µg/m <sup>3</sup>	PM <sub>2.5</sub> µg/m <sup>3</sup>	SO <sub>2</sub> µg/m <sup>3</sup>	NO <sub>2</sub> µg/m <sup>3</sup>	CO mg/m <sup>3</sup>
Method Reference			IS 5182 (Part 23)	USEPA-40 (Part 50)	IS:5182 (Part-2)	IS:5182 (Part-6)	IS:5182 (Part-10)
AAQMS-3	Near View Point	04/10/2022	64.3	24.9	13.8	21.6	BDL (DL - 0.5)
		07/10/2022	57.1	21.8	9.3	18.2	BDL (DL - 0.5)
		11/10/2022	61.7	26.1	12.4	19.3	BDL (DL - 0.5)
		14/10/2022	54.3	18.6	8.7	16.7	BDL (DL - 0.5)
		18/10/2022	51.9	17.2	8.3	15.8	BDL (DL - 0.5)
		21/10/2022	47.3	16.4	7.6	15.2	BDL (DL - 0.5)
		26/10/2022	51.8	18.6	7.9	16.3	BDL (DL - 0.5)
		28/10/2022	54.7	21.4	9.2	18.7	BDL (DL - 0.5)
Monthly Average Value			55.4	20.6	9.7	17.7	BDL (DL - 0.5)
AAQMS-4	Near Pit Office	04/10/2022	52.9	21.6	7.3	19.4	BDL (DL - 0.5)
		07/10/2022	48.2	19.4	6.8	18.2	BDL (DL - 0.5)
		11/10/2022	51.7	18.7	7.6	16.8	BDL (DL - 0.5)
		14/10/2022	53.9	21.6	9.2	19.1	BDL (DL - 0.5)
		18/10/2022	47.2	16.4	6.8	16.2	BDL (DL - 0.5)
		21/10/2022	52.6	18.3	7.3	17.9	BDL (DL - 0.5)
		26/10/2022	54.8	19.2	11.6	21.4	BDL (DL - 0.5)
		28/10/2022	49.3	16.7	8.7	18.3	BDL (DL - 0.5)
Monthly Average Value			51.3	19.0	8.2	18.4	BDL (DL - 0.5)

NOTES: ● Please see watermark "Original Test Report" to confirm the authenticity of this report. ● Results shall be referred to tested sample(s) and applicable to tested parameters only. ● Test report shall not be reproduced except in full without prior written approval of Anacon Labs.

**Remark:** - All Results are within Limit as per CPCB Standards.

Verified by

Gajendra Desai  
(Technical Manager)

Authorized Signatory

Dr. (Mrs.) S.D. Garway  
(Quality Manager)



Thanks for putting in your faith and trust in our services, We at Anacon Laboratories cherish our relationship. We put in a lot of hard work to ensure that you have a seamless experience at every step of our relationship. in order to ensure that your next experience will be significantly better, we welcome your feedback over email on feedback@anacon.in



Test Report

Page 1 of 1

**Ambient Air Quality Monitoring Report- November-2022**

Report No.: AN/AAQ/TS-KIM/2022/4-3		Date: 03/12/2022	
Name and Address of Industry:-	M/s Katamati Iron Mine (M/s TATA Steel Limited)	W. O. No.	4700098928/962
		W. O. date:	22.03.2022
Sample Description/ Type	Ambient Air Quality (Core Zone)	Sample Ref. No.:-	ALPL/28112022/ENV-193-1/KIM-CZ/AAQ-1 and ALPL/28112022/ENV-193-2/KIM-CZ/AAQ-2
Sample Drawn By:-	Anacon Representative (Mr. Krishnendu)	Sample Inward Date:-	7,14,21,28 November-2022
Test Started On:-	7,14,21,28 November-2022	Test Completed On:-	7,14,21,28 November-2022
Sampling Procedure	ANtd/7.2/Mon-01		

Sr. No.	LOCATION	Date of sampling	PM <sub>10</sub> µg/m <sup>3</sup>	PM <sub>2.5</sub> µg/m <sup>3</sup>	SO <sub>2</sub> µg/m <sup>3</sup>	NO <sub>2</sub> µg/m <sup>3</sup>	CO mg/m <sup>3</sup>
Method Reference			IS 5182 (Part 23)	USEPA-40 (Part 50)	IS:5182 (Part-2)	IS:5182 (Part-6)	IS:5182 (Part-10)
AAQMS-1	Near Murga Gate	01/11/2022	57.3	24.9	8.1	23.9	BDL (DL - 0.5)
		04/11/2022	54.8	23.6	6.9	17.4	BDL (DL - 0.5)
		08/11/2022	64.7	28.4	11.7	23.9	BDL (DL - 0.5)
		11/11/2022	64.7	28.1	11.6	24.9	BDL (DL - 0.5)
		15/11/2022	51.9	16.7	7.3	16.8	BDL (DL - 0.5)
		18/11/2022	61.7	28.1	9.4	23.8	BDL (DL - 0.5)
		22/11/2022	64.9	26.4	11.6	24.7	BDL (DL - 0.5)
		25/11/2022	54.7	16.9	7.2	17.3	BDL (DL - 0.5)
Monthly Average Value			59.3	24.1	9.2	21.6	BDL (DL - 0.5)
AAQMS-2	Near Metso Plant Side	01/11/2022	56.3	21.3	9.7	15.3	BDL (DL - 0.5)
		04/11/2022	55.1	20.2	10.2	19.2	BDL (DL - 0.5)
		08/11/2022	61.6	23.1	10.9	22.0	BDL (DL - 0.5)
		11/11/2022	54.3	19.2	8.9	16.2	BDL (DL - 0.5)
		15/11/2022	60.7	23.1	10.1	18.5	BDL (DL - 0.5)
		18/11/2022	58.9	19.6	8.5	18.1	BDL (DL - 0.5)
		22/11/2022	59.5	28.8	9.4	18.6	BDL (DL - 0.5)
		25/11/2022	54.0	19.0	9.3	17.9	BDL (DL - 0.5)
Monthly Average Value			57.6	21.8	9.6	18.2	BDL (DL - 0.5)

**NOTES:** • Please see watermark "Original Test Report" to confirm the authenticity of this report. • Results shall be referred to tested sample(s) and applicable to tested parameters only. • Test report shall not be reproduced except in full without prior written approval of Anacon Labs.

**Remark:** - All Results are within Limit as per CPCB Standards.

Verified by  
  
Gajendrasinha Desai  
(Technical Manager)

Authorized Signatory  
  
Dr. (Mrs.) S.D. Garway  
(Quality Manager)

-----End of Report-----

Thanks for putting in your faith and trust in our services, We at Anacon Laboratories cherish our relationship. We put in a lot of hard work to ensure that you have a seamless experience at every step of our relationship. In order to ensure that your next experience will be significantly better, we welcome your feedback over email on feedback@anacon.in





Test Report

**Ambient Air Quality Monitoring Report- November-2022**

Report No.: AN/AAQ/TS-KIM/2022/4-4		Date: 03/12/2022	
Name and Address of Industry:-	M/s Katamati Iron Mine (M/s TATA Steel Limited)	W. O. No.	4700098928/962
		W. O. date:	22.03.2022
Sample Description/ Type	Ambient Air Quality (Core Zone)	Sample Ref. No.:-	ALPL/28112022/ENV-193-3/KIM-CZ/AAQ-3 and ALPL/28112022/ENV-193-4/KIM-CZ/AAQ-4
Sample Drawn By:-	Anacon Representative (Mr. Krishnendu)	Sample Inward Date:-	7,14,21,28 November-2022
Test Started On:-	7,14,21,28 November-2022	Test Completed On:-	7,14,21,28 November-2022
Sampling Procedure	ANtd/7.2/Mon-01		

Sr. No.	LOCATION	Date of sampling	PM <sub>10</sub> µg/m <sup>3</sup>	PM <sub>2.5</sub> µg/m <sup>3</sup>	SO <sub>2</sub> µg/m <sup>3</sup>	NO <sub>2</sub> µg/m <sup>3</sup>	CO mg/m <sup>3</sup>
Method Reference			IS 5182 (Part 23)	USEPA-40 (Part 50)	IS:5182 (Part-2)	IS:5182 (Part-6)	IS:5182 (Part-10)
AAQMS-3	Near View Point	01/11/2022	57.3	21.6	12.9	23.8	BDL (DL - 0.5)
		04/11/2022	61.7	23.4	11.7	21.9	BDL (DL - 0.5)
		08/11/2022	54.6	18.3	9.3	16.7	BDL (DL - 0.5)
		11/11/2022	58.3	19.1	8.4	15.3	BDL (DL - 0.5)
		15/11/2022	62.8	21.9	11.2	16.4	BDL (DL - 0.5)
		18/11/2022	57.2	18.4	9.1	15.8	BDL (DL - 0.5)
		22/11/2022	54.1	16.8	8.7	16.2	BDL (DL - 0.5)
		25/11/2022	48.3	16.2	7.6	15.4	BDL (DL - 0.5)
Monthly Average Value			56.8	19.5	9.9	17.7	BDL (DL - 0.5)
AAQMS-4	Near Pit Office	01/11/2022	52.7	21.6	7.6	18.3	BDL (DL - 0.5)
		04/11/2022	58.1	24.9	8.4	16.7	BDL (DL - 0.5)
		08/11/2022	49.3	18.3	6.1	15.1	BDL (DL - 0.5)
		11/11/2022	52.6	19.2	7.6	16.4	BDL (DL - 0.5)
		15/11/2022	56.2	21.6	9.2	18.1	BDL (DL - 0.5)
		18/11/2022	61.7	26.1	11.8	21.8	BDL (DL - 0.5)
		22/11/2022	57.3	21.6	9.1	19.3	BDL (DL - 0.5)
		25/11/2022	54.6	19.3	8.7	18.1	BDL (DL - 0.5)
Monthly Average Value			55.3	21.6	8.6	18.0	BDL (DL - 0.5)

**NOTES:** ● Please see watermark "Original Test Report" to confirm the authenticity of this report. ● Results shall be referred to tested sample(s) and applicable to tested parameters only. ● Test report shall not be reproduced except in full without prior written approval of Anacon Labs.

**Remark:** - All Results are within Limit as per CPCB Standards.

Verified by  
  
Gajendrasinha Desai  
(Technical Manager)

Authorized Signatory  
  
Dr. (Mrs.) S.D. Garway  
(Quality Manager)

-----End of Report-----

Thanks for putting in your faith and trust in our services, We at Anacon Laboratories cherish our relationship. We put in a lot of hard work to ensure that you have a seamless experience at every step of our relationship. In order to ensure that your next experience will be significantly better, we welcome your feedback over email on feedback@anacon.in





Test Report

**Ambient Air Quality Monitoring Report- December-2022**

<b>Report No.:</b> AN/AAQ/TS-KIM/2022/4-3		<b>Date:</b> 03/01/2023	
<b>Name and Address of Industry:-</b>	<b>M/s Katamati Iron Mine (M/s TATA Steel Limited)</b>	<b>W. O. No.</b>	4700098928/962
		<b>W. O. date:</b>	22.03.2022
<b>Sample Description/ Type</b>	<b>Ambient Air Quality (Core Zone)</b>	<b>Sample Ref. No.:-</b>	ALPL/24122022/ENV-209-1/KIM-CZ/AAQ-1 and ALPL/24122022/ENV-209-2/KIM-CZ/AAQ-2
<b>Sample Drawn By:-</b>	Anacon Representative (Mr. Krishnendu)	<b>Sample Inward Date:-</b>	5,12,19,26 December-2022 & 2-January-2023
<b>Test Started On:-</b>	5,12,19,26 December-2022 & 2-January-2023	<b>Test Completed On:-</b>	6,12,19,26 December-2022 & 2-January-2023
<b>Sampling Procedure</b>	ANtd/7.2/Mon-01		

Sr. No.	LOCATION	Date of sampling	PM <sub>10</sub> µg/m <sup>3</sup>	PM <sub>2.5</sub> µg/m <sup>3</sup>	SO <sub>2</sub> µg/m <sup>3</sup>	NO <sub>2</sub> µg/m <sup>3</sup>	CO mg/m <sup>3</sup>
<b>Method Reference</b>			IS 5182 (Part 23)	USEPA-40 (Part 50)	IS:5182 (Part-2)	IS:5182 (Part-6)	IS:5182 (Part-10)
AAQMS-1	Near Murga Gate	02/12/2022	61.9	24.7	11.2	21.8	BDL (DL - 0.5)
		06/12/2022	52.8	17.6	8.4	17.9	BDL (DL - 0.5)
		09/12/2022	61.7	19.3	9.2	17.6	BDL (DL - 0.5)
		13/12/2022	63.4	18.2	9.7	21.6	BDL (DL - 0.5)
		16/12/2022	48.2	16.2	6.4	15.9	BDL (DL - 0.5)
		20/12/2022	62.7	24.7	11.6	23.1	BDL (DL - 0.5)
		23/12/2022	54.9	16.7	7.6	16.1	BDL (DL - 0.5)
		27/12/2022	61.1	21.6	11.3	18.2	BDL (DL - 0.5)
<b>Monthly Average Value</b>			58.3	19.9	9.4	19.0	BDL (DL - 0.5)
AAQMS-2	Near Metso Plant Side	02/12/2022	58.3	19.4	9.1	17.2	BDL (DL - 0.5)
		06/12/2022	57.3	18.2	11.4	19.3	BDL (DL - 0.5)
		09/12/2022	53.6	21.6	11.4	21.3	BDL (DL - 0.5)
		13/12/2022	49.7	19.2	9.2	17.6	BDL (DL - 0.5)
		16/12/2022	47.3	16.9	8.7	15.8	BDL (DL - 0.5)
		20/12/2022	53.1	21.8	13.9	23.1	BDL (DL - 0.5)
		23/12/2022	57.2	18.3	8.4	16.9	BDL (DL - 0.5)
		27/12/2022	56.1	19.1	7.6	16.1	BDL (DL - 0.5)
<b>Monthly Average Value</b>			54.1	19.3	10.0	18.4	BDL (DL - 0.5)

**NOTES:** • Please see watermark "Original Test Report" to confirm the authenticity of this report. • Results shall be referred to tested sample(s) and applicable to tested parameters only. • Test report shall not be reproduced except in full without prior written approval of Anacon Labs.

**Remark:** - All Results are within Limit as per CPCB Standards.

Verified by  
  
 Gajendrasinha Desai  
 (Technical Manager)

Authorized Signatory  
  
 Dr. (Mrs.) S.D. Garway  
 (Quality Manager)

-----End of Report-----

Thanks for putting in your faith and trust in our services, We at Anacon Laboratories cherish our relationship. We put in a lot of hard work to ensure that you have a seamless experience at every step of our relationship. In order to ensure that your next experience will be significantly better, we welcome your feedback over email on feedback@anacon.in





*Test Report*

**Ambient Air Quality Monitoring Report- December-2022**


<b>Report No.:</b> AN/AAQ/TS-KIM/2022/4-4		<b>Date:</b> 03/01/2023	
<b>Name and Address of Industry:-</b>	M/s Katamati Iron Mine (M/s TATA Steel Limited)	<b>W. O. No.</b>	4700098928/962
		<b>W. O. date:</b>	22.03.2022
<b>Sample Description/ Type</b>	<b>Ambient Air Quality (Core Zone)</b>	<b>Sample Ref. No.:-</b>	ALPL/24122022/ENV-209-3/KIM-CZ/AAQ-3 and ALPL/24122022/ENV-209-4/KIM-CZ/AAQ-4
<b>Sample Drawn By:-</b>	Anacon Representative (Mr. Krishnendu)	<b>Sample Inward Date:-</b>	5,12,19,26 December-2022 & 2-January-2023
<b>Test Started On:-</b>	5,12,19,26 December-2022 & 2-January-2023	<b>Test Completed On:-</b>	6,12,19,26 December-2022 & 2-January-2023
<b>Sampling Procedure</b>	ANtd/7.2/Mon-01		

Sr. No.	LOCATION	Date of sampling	PM <sub>10</sub> µg/m <sup>3</sup>	PM <sub>2.5</sub> µg/m <sup>3</sup>	SO <sub>2</sub> µg/m <sup>3</sup>	NO <sub>2</sub> µg/m <sup>3</sup>	CO mg/m <sup>3</sup>
<b>Method Reference</b>			IS 5182 (Part 23)	USEPA-40 (Part 50)	IS:5182 (Part-2)	IS:5182 (Part-6)	IS:5182 (Part-10)
AAQMS-3	Near View Point	02/12/2022	58.1	22.8	11.6	21.7	BDL (DL - 0.5)
		06/12/2022	62.8	24.9	12.8	23.6	BDL (DL - 0.5)
		09/12/2022	54.7	19.2	8.4	18.3	BDL (DL - 0.5)
		13/12/2022	57.3	18.6	7.9	16.2	BDL (DL - 0.5)
		16/12/2022	61.1	21.8	11.4	17.6	BDL (DL - 0.5)
		20/12/2022	63.9	19.2	9.2	16.8	BDL (DL - 0.5)
		23/12/2022	58.3	17.6	8.1	17.2	BDL (DL - 0.5)
		27/12/2022	54.1	16.8	7.9	16.1	BDL (DL - 0.5)
<b>Monthly Average Value</b>			<b>58.8</b>	<b>20.1</b>	<b>9.7</b>	<b>18.4</b>	<b>BDL (DL - 0.5)</b>
AAQMS-4	Near Pit Office	02/12/2022	54.7	23.6	8.1	17.9	BDL (DL - 0.5)
		06/12/2022	51.3	21.4	7.9	16.2	BDL (DL - 0.5)
		09/12/2022	47.1	17.6	5.8	15.9	BDL (DL - 0.5)
		13/12/2022	52.8	21.3	6.4	16.1	BDL (DL - 0.5)
		16/12/2022	56.1	23.7	8.1	17.3	BDL (DL - 0.5)
		20/12/2022	61.9	24.6	9.3	16.8	BDL (DL - 0.5)
		23/12/2022	58.3	21.1	7.2	15.9	BDL (DL - 0.5)
		27/12/2022	52.1	16.8	6.4	15.3	BDL (DL - 0.5)
<b>Monthly Average Value</b>			<b>54.3</b>	<b>21.3</b>	<b>7.4</b>	<b>16.4</b>	<b>BDL (DL - 0.5)</b>

**NOTES:** • Please see watermark "Original Test Report" to confirm the authenticity of this report. • Results shall be referred to tested sample(s) and applicable to tested parameters only. • Test report shall not be reproduced except in full without prior written approval of Anacon Labs.

**Remark:** - All Results are within Limit as per CPCB Standards.

Verified by  
  
 Gajendrasinha Desai  
 (Technical Manager)

Authorized Signatory  
  
 Dr. (Mrs.) S.D. Garway  
 (Quality Manager)

-----End of Report-----

Thanks for putting in your faith and trust in our services, We at Anacon Laboratories cherish our relationship. We put in a lot of hard work to ensure that you have a seamless experience at every step of our relationship. In order to ensure that your next experience will be significantly better, we welcome your feedback over email on feedback@anacon.in







Test Report

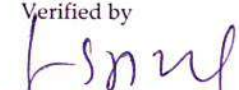
**Ambient Air Quality Monitoring Report- January-2023**


<b>Report No.:</b> AN/AAQ/TS-KIM/2023/4-3		<b>Date:</b> 03/02/2023	
<b>Name and Address of Industry:-</b>	<b>M/s Katamati Iron Mine (M/s TATA Steel Limited)</b>	<b>W. O. No.</b>	4700098928/962
		<b>W. O. date:</b>	22.03.2022
<b>Sample Description/ Type</b>	<b>Ambient Air Quality (Core Zone)</b>	<b>Sample Ref. No.:-</b>	ALPL/24012023/ENV-15-1/KIM-CZ/AAQ-1 and ALPL/24012023/ENV-15-2/KIM-CZ/AAQ-2
<b>Sample Drawn By:-</b>	Anacon Representative (Mr. Sovan Giri)	<b>Sample Inward Date:-</b>	9,16,23,30 January-2023
<b>Test Started On:-</b>	9,16,23,30 January-2023	<b>Test Completed On:-</b>	9,16,23,31 January-2023
<b>Sampling Procedure</b>	ANtd/7.2/Mon-01		

Sr. No.	LOCATION	Date of sampling	PM <sub>10</sub> µg/m <sup>3</sup>	PM <sub>2.5</sub> µg/m <sup>3</sup>	SO <sub>2</sub> µg/m <sup>3</sup>	NO <sub>2</sub> µg/m <sup>3</sup>	CO mg/m <sup>3</sup>
<b>Method Reference</b>			IS 5182 (Part 23)	USEPA-40 (Part 50)	IS:5182 (Part-2)	IS:5182 (Part-6)	IS:5182 (Part-10)
AAQMS-1	Near Murga Gate	03/01/2023	64.1	24.9	11.6	23.8	BDL (DL - 0.5)
		06/01/2023	56.1	18.4	6.8	17.6	BDL (DL - 0.5)
		10/01/2023	64.8	23.9	11.7	21.4	BDL (DL - 0.5)
		13/01/2023	48.3	19.2	6.1	16.4	BDL (DL - 0.5)
		17/01/2023	56.2	23.4	11.6	24.1	BDL (DL - 0.5)
		20/01/2023	62.8	23.4	11.6	24.9	BDL (DL - 0.5)
		24/01/2023	58.3	16.7	7.2	16.7	BDL (DL - 0.5)
		27/01/2023	61.3	19.6	9.3	21.7	BDL (DL - 0.5)
<b>Monthly Average Value</b>			<b>59.0</b>	<b>21.2</b>	<b>9.5</b>	<b>20.8</b>	<b>BDL (DL - 0.5)</b>
AAQMS-2	Near Metso Plant Side	03/01/2023	59.3	17.6	8.4	18.1	BDL (DL - 0.5)
		06/01/2023	48.3	16.4	7.1	16.7	BDL (DL - 0.5)
		10/01/2023	56.2	21.8	12.1	23.4	BDL (DL - 0.5)
		13/01/2023	62.8	21.6	9.3	17.2	BDL (DL - 0.5)
		17/01/2023	54.7	17.1	8.1	16.9	BDL (DL - 0.5)
		20/01/2023	57.1	19.6	9.3	18.7	BDL (DL - 0.5)
		24/01/2023	61.7	21.8	11.3	23.4	BDL (DL - 0.5)
		27/01/2023	58.3	19.7	9.2	18.7	BDL (DL - 0.5)
<b>Monthly Average Value</b>			<b>57.3</b>	<b>19.5</b>	<b>9.4</b>	<b>19.1</b>	<b>BDL (DL - 0.5)</b>

**NOTES:** • Please see watermark "Original Test Report" to confirm the authenticity of this report. • Results shall be referred to tested sample(s) and applicable to tested parameters only. • Test report shall not be reproduced except in full without prior written approval of Anacon Labs.

**Remark:** - All Results are within Limit as per CPCB Standards.

Verified by  
  
 Gaendrasinha Desai  
 (Technical Manager)

Authorized Signatory  
  
 Dr. (Mrs.) S.D. Garway  
 (Quality Manager)

-----End of Report-----

Thanks for putting in your faith and trust in our services, We at Anacon Laboratories cherish our relationship. We put in a lot of hard work to ensure that you have a seamless experience at every step of our relationship. In order to ensure that your next experience will be significantly better, we welcome your feedback over email on feedback@anacon.in





Test Report

Ambient Air Quality Monitoring Report- January-2023

Report No.: AN/AAQ/TS-KIM/2023/4-4		Date: 03/02/2023	
Name and Address of Industry:-	M/s Katamati Iron Mine (M/s TATA Steel Limited)	W. O. No.	4700098928/962
		W. O. date:	22.03.2022
Sample Description/ Type	Ambient Air Quality (Core Zone)	Sample Ref. No.:-	ALPL/24012023/ENV-15-3/KIM-CZ/AAQ-3 and ALPL/24012023/ENV-15-4/KIM-CZ/AAQ-4
Sample Drawn By:-	Anacon Representative (Mr. Sovan Giri)	Sample Inward Date:-	9,16,23,30 January-2023
Test Started On:-	9,16,23,30 January-2023	Test Completed On:-	9,16,23,31 January-2023
Sampling Procedure	ANtd/7.2/Mon-01		

Sr. No.	LOCATION	Date of sampling	PM <sub>10</sub> µg/m <sup>3</sup>	PM <sub>2.5</sub> µg/m <sup>3</sup>	SO <sub>2</sub> µg/m <sup>3</sup>	NO <sub>2</sub> µg/m <sup>3</sup>	CO mg/m <sup>3</sup>
Method Reference			IS 5182 (Part 23)	USEPA-40 (Part 50)	IS:5182 (Part-2)	IS:5182 (Part-6)	IS:5182 (Part-10)
AAQMS-3	Near View Point	03/01/2023	56.3	21.6	12.9	24.1	BDL (DL - 0.5)
		06/01/2023	54.7	16.8	9.2	18.3	BDL (DL - 0.5)
		10/01/2023	47.3	16.1	7.6	17.2	BDL (DL - 0.5)
		13/01/2023	56.1	21.9	11.7	23.8	BDL (DL - 0.5)
		17/01/2023	58.3	23.6	12.4	21.1	BDL (DL - 0.5)
		20/01/2023	62.8	24.7	12.8	21.9	BDL (DL - 0.5)
		24/01/2023	57.1	21.4	9.3	18.2	BDL (DL - 0.5)
		27/01/2023	52.7	16.3	8.7	16.7	BDL (DL - 0.5)
Monthly Average Value			55.7	20.3	10.6	20.2	BDL (DL - 0.5)
AAQMS-4	Near Pit Office	03/01/2023	56.3	21.8	7.6	18.2	BDL (DL - 0.5)
		06/01/2023	53.9	18.2	6.4	17.6	BDL (DL - 0.5)
		10/01/2023	58.2	23.9	9.1	21.7	BDL (DL - 0.5)
		13/01/2023	61.7	24.1	11.6	23.4	BDL (DL - 0.5)
		17/01/2023	57.2	19.3	9.7	18.1	BDL (DL - 0.5)
		20/01/2023	54.9	18.7	8.4	16.7	BDL (DL - 0.5)
		24/01/2023	58.3	19.6	11.3	17.2	BDL (DL - 0.5)
		27/01/2023	61.1	21.8	12.6	16.9	BDL (DL - 0.5)
Monthly Average Value			57.7	20.9	9.6	18.7	BDL (DL - 0.5)

NOTES: • Please see watermark "Original Test Report" to confirm the authenticity of this report. • Results shall be referred to tested sample(s) and applicable to tested parameters only. • Test report shall not be reproduced except in full without prior written approval of Anacon Labs.

Remark: - All Results are within Limit as per CPCB Standards.

Verified by  
  
Gajendrasinha Desai  
(Technical Manager)

Authorized Signatory  
  
Dr. (Mrs.) S.D. Garway  
(Quality Manager)

-----End of Report-----





Test Report

Ambient Air Quality Monitoring Report- February-2023

Report No.: AN/AAQ/TS-KIM/2023/4-3		Date: 03/03/2023	
Name and Address of Industry:-	M/s Katamati Iron Mine (M/s TATA Steel Limited)	W. O. No.	4700098928/962
		W. O. date:	22.03.2022
Sample Description/ Type	Ambient Air Quality (Core Zone)	Sample Ref. No.:-	ALPL/20022023/ENV-31-1/KIM-CZ/AAQ-1 and ALPL/20022023/ENV-31-2/KIM-CZ/AAQ-2
Sample Drawn By:-	Anacon Representative (Mr. Sovan Giri)	Sample Inward Date:-	6,13,20,27 February-2023 & 2-March-2023
Test Started On:-	6,13,20,27 February-2023 & 2-Mar-2023	Test Completed On:-	6,13,20,27 February-2023 & 3-Mar-2023
Sampling Procedure	ANtd/7.2/Mon-01		

Sr. No.	LOCATION	Date of sampling	PM <sub>10</sub> µg/m <sup>3</sup>	PM <sub>2.5</sub> µg/m <sup>3</sup>	SO <sub>2</sub> µg/m <sup>3</sup>	NO <sub>2</sub> µg/m <sup>3</sup>	CO mg/m <sup>3</sup>
Method Reference			IS 5182 (Part 23)	USEPA-40 (Part 50)	IS:5182 (Part-2)	IS:5182 (Part-6)	IS:5182 (Part-10)
AAQMS-1	Near Murga Gate	03/02/2023	58.2	24.9	9.3	18.2	BDL (DL - 0.5)
		07/02/2023	68.1	31.6	13.8	24.7	BDL (DL - 0.5)
		10/02/2023	61.7	26.3	11.7	21.8	BDL (DL - 0.5)
		14/02/2023	54.8	18.3	8.4	16.1	BDL (DL - 0.5)
		17/02/2023	58.2	16.9	9.1	18.3	BDL (DL - 0.5)
		21/02/2023	64.2	21.6	12.8	22.6	BDL (DL - 0.5)
		24/02/2023	61.3	21.6	11.7	21.9	BDL (DL - 0.5)
		28/02/2023	61.7	21.4	9.1	18.2	BDL (DL - 0.5)
Monthly Average Value			61.0	22.8	10.7	20.2	BDL (DL - 0.5)
AAQMS-2	Near Metso Plant Side	03/02/2023	54.7	16.3	8.1	16.2	BDL (DL - 0.5)
		07/02/2023	62.8	23.7	11.9	24.6	BDL (DL - 0.5)
		10/02/2023	61.3	23.8	11.1	23.8	BDL (DL - 0.5)
		14/02/2023	56.7	19.2	8.4	18.3	BDL (DL - 0.5)
		17/02/2023	57.2	19.2	7.6	17.3	BDL (DL - 0.5)
		21/02/2023	64.7	24.9	9.7	18.2	BDL (DL - 0.5)
		24/02/2023	57.2	18.1	7.6	16.9	BDL (DL - 0.5)
		28/02/2023	58.2	21.9	11.3	23.8	BDL (DL - 0.5)
Monthly Average Value			59.1	20.9	9.5	19.9	BDL (DL - 0.5)

NOTES: • Please see watermark "Original Test Report" to confirm the authenticity of this report. • Results shall be referred to tested sample(s) and applicable to tested parameters only. • Test report shall not be reproduced except in full without prior written approval of Anacon Labs.

**Remark:** - All Results are within Limit as per CPCB Standards.

Verified by

Gajendrasinha Desai  
(Technical Manager)

Authorized Signatory

Dr. (Mrs.) S.D. Garway  
(Quality Manager)

-----End of Report-----





Test Report

**Ambient Air Quality Monitoring Report- February-2023**

<b>Report No.:</b> AN/AAQ/TS-KIM/2023/4-4		<b>Date:</b> 03/03/2023	
<b>Name and Address of Industry:-</b>	<b>M/s Katamati Iron Mine (M/s TATA Steel Limited)</b>	<b>W. O. No.</b>	4700098928/962
		<b>W. O. date:</b>	22.03.2022
<b>Sample Description/ Type</b>	<b>Ambient Air Quality (Core Zone)</b>	<b>Sample Ref. No.:-</b>	ALPL/20022023/ENV-31-3/KIM-CZ/AAQ-3 and ALPL/20022023/ENV-31-4/KIM-CZ/AAQ-4
<b>Sample Drawn By:-</b>	Anacon Representative (Mr. Sovan Giri)	<b>Sample Inward Date:-</b>	6,13,20,27 February-2023 & 2-March-2023
<b>Test Started On:-</b>	6,13,20,27 February-2023 & 2-Mar-2023	<b>Test Completed On:-</b>	6,13,20,27 February-2023 & 3-Mar-2023
<b>Sampling Procedure</b>	ANtd/7.2/Mon-01		

Sr. No.	LOCATION	Date of sampling	PM <sub>10</sub> µg/m <sup>3</sup>	PM <sub>2.5</sub> µg/m <sup>3</sup>	SO <sub>2</sub> µg/m <sup>3</sup>	NO <sub>2</sub> µg/m <sup>3</sup>	CO mg/m <sup>3</sup>
<b>Method Reference</b>			IS 5182 (Part 23)	USEPA-40 (Part 50)	IS:5182 (Part-2)	IS:5182 (Part-6)	IS:5182 (Part-10)
AAQMS-3	Near View Point	03/02/2023	54.9	23.8	11.6	21.8	BDL (DL - 0.5)
		07/02/2023	52.7	18.3	8.4	17.6	BDL (DL - 0.5)
		10/02/2023	48.3	17.1	7.9	16.4	BDL (DL - 0.5)
		14/02/2023	56.2	21.6	9.3	22.1	BDL (DL - 0.5)
		17/02/2023	62.8	24.9	11.7	21.8	BDL (DL - 0.5)
		21/02/2023	58.3	21.4	9.1	18.2	BDL (DL - 0.5)
		24/02/2023	54.9	16.8	8.4	16.7	BDL (DL - 0.5)
		28/02/2023	48.3	15.9	7.6	16.1	BDL (DL - 0.5)
<b>Monthly Average Value</b>			<b>54.6</b>	<b>20.0</b>	<b>9.3</b>	<b>18.8</b>	<b>BDL (DL - 0.5)</b>
AAQMS-4	Near Pit Office	03/02/2023	57.2	18.2	7.6	15.1	BDL (DL - 0.5)
		07/02/2023	54.6	16.1	6.8	14.9	BDL (DL - 0.5)
		10/02/2023	47.3	16.7	6.4	15.8	BDL (DL - 0.5)
		14/02/2023	57.8	21.4	11.7	19.2	BDL (DL - 0.5)
		17/02/2023	61.4	23.8	12.1	21.6	BDL (DL - 0.5)
		21/02/2023	54.9	19.3	9.3	18.4	BDL (DL - 0.5)
		24/02/2023	58.2	21.6	11.7	21.3	BDL (DL - 0.5)
		28/02/2023	56.1	18.1	9.6	17.6	BDL (DL - 0.5)
<b>Monthly Average Value</b>			<b>55.9</b>	<b>19.4</b>	<b>9.4</b>	<b>18.0</b>	<b>BDL (DL - 0.5)</b>

**NOTES:** • Please see watermark "Original Test Report" to confirm the authenticity of this report. • Results shall be referred to tested sample(s) and applicable to tested parameters only. • Test report shall not be reproduced except in full without prior written approval of Anacon Labs.

**Remark:** - All Results are within Limit as per CPCB Standards.

Verified by  
  
Gajendrasinha Desai  
(Technical Manager)

Authorized Signatory  
  
Dr. (Mrs.) S.D. Garway  
(Quality Manager)

-----End of Report-----

Thanks for putting in your faith and trust in our services, We at Anacon Laboratories cherish our relationship. We put in a lot of hard work to ensure that you have a seamless experience at every step of our relationship. In order to ensure that your next experience will be significantly better, we welcome your feedback over email on feedback@anacon.in





Test Report

Ambient Air Quality Monitoring Report- March-2023

Report No.: AN/AAQ/TS-KIM/2023/4-3		Date: 03/04/2023	
Name and Address of Industry:-	M/s Katamati Iron Mine (M/s TATA Steel Limited)	W. O. No.	4700098928/962
		, W. O. date:	22.03.2022
Sample Description/ Type	Ambient Air Quality (Core Zone)	Sample Ref. No.:-	ALPL/21032023/ENV-65-1/KIM-CZ/AAQ-1 and ALPL/21032023/ENV-65-2/KIM-CZ/AAQ-2
Sample Drawn By:-	Anacon Representative (Mr. Sovan Giri)	Sample Inward Date:-	6,13,20,27 March-2023 & 3-April-2023
Test Started On:-	6,13,20,27 March-2023 & 3-April-2023	Test Completed On:-	7,14,21,28 March-2023 & 3-April-2023
Sampling Procedure	ANtd/7.2/Mon-01		

Sr. No.	LOCATION	Date of sampling	PM <sub>10</sub> µg/m <sup>3</sup>	PM <sub>2.5</sub> µg/m <sup>3</sup>	SO <sub>2</sub> µg/m <sup>3</sup>	NO <sub>2</sub> µg/m <sup>3</sup>	CO mg/m <sup>3</sup>
Method Reference			IS 5182 (Part 23)	USEPA-40 (Part 50)	IS:5182 (Part-2)	IS:5182 (Part-6)	IS:5182 (Part-10)
AAQMS-1	Near Murga Gate	03/03/2023	58.1	26.7	8.4	19.3	BDL (DL - 0.5)
		07/03/2023	62.8	31.6	14.3	26.3	BDL (DL - 0.5)
		10/03/2023	56.3	18.1	7.6	17.2	BDL (DL - 0.5)
		14/03/2023	67.2	21.4	9.3	18.1	BDL (DL - 0.5)
		17/03/2023	61.7	24.8	9.2	21.4	BDL (DL - 0.5)
		21/03/2023	64.3	21.6	11.3	24.9	BDL (DL - 0.5)
		24/03/2023	54.3	16.3	8.1	16.9	BDL (DL - 0.5)
		28/03/2023	48.3	16.1	7.6	16.2	BDL (DL - 0.5)
Monthly Average Value			59.1	22.1	9.5	20.0	BDL (DL - 0.5)
AAQMS-2	Near Metso Plant Side	03/03/2023	64.1	24.8	9.3	18.3	BDL (DL - 0.5)
		07/03/2023	62.8	23.6	11.3	21.9	BDL (DL - 0.5)
		10/03/2023	64.3	27.3	12.4	26.3	BDL (DL - 0.5)
		14/03/2023	58.3	21.6	8.4	19.2	BDL (DL - 0.5)
		17/03/2023	62.8	23.8	11.2	24.9	BDL (DL - 0.5)
		21/03/2023	68.1	31.6	14.9	26.8	BDL (DL - 0.5)
		24/03/2023	58.2	19.2	9.1	18.4	BDL (DL - 0.5)
		28/03/2023	57.2	18.3	9.7	19.3	BDL (DL - 0.5)
Monthly Average Value			62.0	23.8	10.8	21.9	BDL (DL - 0.5)

NOTES: • Please see watermark "Original Test Report" to confirm the authenticity of this report. • Results shall be referred to tested sample(s) and applicable to tested parameters only. • Test report shall not be reproduced except in full without prior written approval of Anacon Labs.

**Remark:** - All Results are within Limit as per CPCB Standards.

Verified by

Gajendrasinha Desai  
(Technical Manager)

Authorized Signatory

Dr. (Mrs.) S.D. Garway  
(Quality Manager)

-----End of Report-----

Thanks for putting in your faith and trust in our services, We at Anacon Laboratories cherish our relationship. We put in a lot of hard work to ensure that you have a seamless experience at every step of our relationship. In order to ensure that your next experience will be significantly better, we welcome your feedback over email on feedback@anacon.in





Test Report

Page 1 of 1

Ambient Air Quality Monitoring Report- March-2023

Report No.: AN/AAQ/TS-KIM/2023/4-4		Date: 03/04/2023	
Name and Address of Industry:-	M/s Katamati Iron Mine (M/s TATA Steel Limited)	W. O. No.	4700098928/962
		, W. O. date:	22.03.2022
Sample Description/ Type	Ambient Air Quality (Core Zone)	Sample Ref. No.:-	ALPL/21032023/ENV-65-3/KIM-CZ/AAQ-3 and ALPL/21032023/ENV-65-4/KIM-CZ/AAQ-4
Sample Drawn By:-	Anacon Representative (Mr. Sovan Giri)	Sample Inward Date:-	6,13,20,27 March-2023 & 3-April-2023
Test Started On:-	6,13,20,27 March-2023 & 3-April-2023	Test Completed On:-	7,14,21,28 March-2023 & 3-April-2023
Sampling Procedure	ANtd/7.2/Mon-01		

Sr. No.	LOCATION	Date of sampling	PM <sub>10</sub> µg/m <sup>3</sup>	PM <sub>2.5</sub> µg/m <sup>3</sup>	SO <sub>2</sub> µg/m <sup>3</sup>	NO <sub>2</sub> µg/m <sup>3</sup>	CO mg/m <sup>3</sup>
Method Reference			IS 5182 (Part 23)	USEPA-40 (Part 50)	IS:5182 (Part-2)	IS:5182 (Part-6)	IS:5182 (Part-10)
AAQMS-3	Near View Point	03/03/2023	56.2	21.6	12.4	23.9	BDL (DL - 0.5)
		07/03/2023	57.1	19.7	11.6	21.3	BDL (DL - 0.5)
		10/03/2023	64.7	24.9	12.8	26.1	BDL (DL - 0.5)
		14/03/2023	58.3	21.3	8.4	18.2	BDL (DL - 0.5)
		17/03/2023	54.7	18.7	7.6	16.9	BDL (DL - 0.5)
		21/03/2023	61.2	21.8	9.7	17.3	BDL (DL - 0.5)
		24/03/2023	64.8	23.4	11.6	21.9	BDL (DL - 0.5)
		28/03/2023	67.3	26.1	12.4	24.3	BDL (DL - 0.5)
Monthly Average Value			60.5	22.2	10.8	21.2	BDL (DL - 0.5)
AAQMS-4	Near Pit Office	03/03/2023	56.1	17.6	6.4	16.3	BDL (DL - 0.5)
		07/03/2023	52.9	14.8	5.7	15.9	BDL (DL - 0.5)
		10/03/2023	48.3	15.3	6.1	16.2	BDL (DL - 0.5)
		14/03/2023	56.1	24.9	9.3	18.7	BDL (DL - 0.5)
		17/03/2023	62.8	26.1	11.6	23.4	BDL (DL - 0.5)
		21/03/2023	54.9	21.8	7.2	19.3	BDL (DL - 0.5)
		24/03/2023	48.3	16.7	6.4	17.1	BDL (DL - 0.5)
		28/03/2023	54.3	17.3	7.1	18.6	BDL (DL - 0.5)
Monthly Average Value			54.2	19.3	7.5	18.2	BDL (DL - 0.5)

NOTES: ● Please see watermark "Original Test Report" to confirm the authenticity of this report. ● Results shall be referred to tested sample(s) and applicable to tested parameters only. ● Test report shall not be reproduced except in full without prior written approval of Anacon Labs.

**Remark:** - All Results are within Limit as per CPCB Standards.

Verified by  
  
Gajendrasinha Desai  
(Technical Manager)

Authorized Signatory  
  
Dr. (Mrs.) S.D. Garway  
(Quality Manager)

-----End of Report-----

Thanks for putting in your faith and trust in our services, We at Anacon Laboratories cherish our relationship. We put in a lot of hard work to ensure that you have a seamless experience at every step of our relationship. In order to ensure that your next experience will be significantly better, we welcome your feedback over email on feedback@anacon.in





Test Report

-----End of Report-----

Page 1 of 1

**Ambient Air Quality Monitoring Report- October-2022**

Report No.: AN/AAQ/TS-KIM/2022/4-5		Date: 03/11/2022	
Name and Address of Industry:-	M/s Katamati Iron Mines (M/s TATA Steel Limited)	W. O. No.	
		4700098928/962 22.03.2022	
Sample Description/Type	Ambient Air Quality (Buffer Zone)	Sample Ref. No.:-	ALPL/21102022/ENV-170-5/KIM-BZ/AAQMS-1 & ALPL/21102022/ENV-170-6/KIM-BZ/AAQMS-2
Sample Drawn By:-	Anacon Representative (Mr. Krishnendu)	Sample Inward Date:-	10, 27 October-2022
Test Started On:-	10, 27 October-2022	Test Completed On:-	10, 27 October-2022
Sampling Procedure	ANtd/7.2/Mon-01		

Sr. No.	LOCATION	Date of sampling	PM <sub>10</sub> µg/m <sup>3</sup>	PM <sub>2.5</sub> µg/m <sup>3</sup>	SO <sub>2</sub> µg/m <sup>3</sup>	NO <sub>2</sub> µg/m <sup>3</sup>	CO mg/m <sup>3</sup>
Method Reference			IS 5182 (Part 23)	USEPA-40 (Part 50)	IS:5182 (Part-2)	IS:5182 (Part-6)	IS:5182 (Part-10)
AAQMS-1	Tankura Village	02/10/2022	47.1	16.8	5.9	15.2	BDL (DL - 0.5)
		16/10/2022	52.7	17.6	6.4	16.1	BDL (DL - 0.5)
Monthly Average Value			49.9	17.2	6.2	15.7	BDL (DL - 0.5)
AAQMS-2	Miralgara Village	02/10/2022	52.1	16.7	8.1	16.9	BDL (DL - 0.5)
		16/10/2022	47.2	15.4	7.6	15.3	BDL (DL - 0.5)
Monthly Average Value			49.7	16.1	7.9	16.1	BDL (DL - 0.5)
NAAQM Standard			100 (24 hrs)	60 (24 hrs)	80 (24 hrs)	80 (24 hrs)	2 (8hrs)

NOTES: • Please see watermark "Original Test Report" to confirm the authenticity of this report. • Results shall be referred to tested sample(s) and applicable to tested parameters only. • Test report shall not be reproduced except in full without prior written approval of Anacon Labs.

**Remark:** - All Results are within Limit as per CPCB Standards.

Verified by  
  
Gajendra Desai  
(Technical Manager)

Authorized Signatory  
  
Dr. (Mrs.) S.D. Garway  
(Quality Manager)

-----End of Report-----

Thanks for putting in your faith and trust in our services, We at Anacon Laboratories cherish our relationship. We put in a lot of hard work to ensure that you have a seamless experience at every step of our relationship. in order to ensure that your next experience will be significantly better, we welcome your feedback over email on feedback@anacon.in





Test Report

**Ambient Air Quality Monitoring Report- October-2022**

Report No.: AN/AAQ/TS-KIM/2022/4-6		Date: 03/11/2022	
Name and Address of Industry:-	M/s Katamati Iron Mines (M/s TATA Steel Limited)	W. O. No.	
		4700098928/962 22.03.2022	
Sample Description/Type	Ambient Air Quality (Buffer Zone)	Sample Ref. No.:-	ALPL/21102022/ENV-170-7/KIM-BZ/AAQMS-3 & ALPL/21102022/ENV-170-8/KIM-BZ/AAQMS-4
Sample Drawn By:-	Anacon Representative (Mr. Krishnendu)	Sample Inward Date:-	17, 27 October-2022
Test Started On:-	17, 27 October-2022	Test Completed On:-	17, 27 October-2022
Sampling Procedure	ANtd/7.2/Mon-01		

Sr. No.	LOCATION	Date of sampling	PM <sub>10</sub> µg/m <sup>3</sup>	PM <sub>2.5</sub> µg/m <sup>3</sup>	SO <sub>2</sub> µg/m <sup>3</sup>	NO <sub>2</sub> µg/m <sup>3</sup>	CO mg/m <sup>3</sup>
Method Reference			IS 5182 (Part 23)	USEPA-40 (Part 50)	IS:5182 (Part-2)	IS:5182 (Part-6)	IS:5182 (Part-10)
AAQMS-3	Kitabeda Village	09/10/2022	47.2	16.9	6.1	15.2	BDL (DL - 0.5)
		23/10/2022	43.8	15.1	5.7	14.7	BDL (DL - 0.5)
Monthly Average Value			45.5	16.0	5.9	15.0	BDL (DL - 0.5)
AAQMS-4	Balita Village	09/10/2022	48.2	14.7	5.9	14.8	BDL (DL - 0.5)
		23/10/2022	51.3	15.9	6.2	15.7	BDL (DL - 0.5)
Monthly Average Value			49.8	15.3	6.1	15.3	BDL (DL - 0.5)
NAAQM Standard			100 (24 hrs)	60 (24 hrs)	80 (24 hrs)	80 (24 hrs)	2 (8hrs)

NOTES: ● Please see watermark "Original Test Report" to confirm the authenticity of this report. ● Results shall be referred to tested sample(s) and applicable to tested parameters only. ● Test report shall not be reproduced except in full without prior written approval of Anacon Labs.

**Remark:** - All Results are within Limit as per CPCB Standards.

Verified by  
  
Gajendra Desai  
(Technical Manager)

Authorized Signatory

Dr. (Mrs.) S.D. Garway  
(Quality Manager)

-----End of Report-----







**Ambient Air Quality Monitoring Report- November-2022**

Report No.: AN/AAQ/TS-KIM/2022/4-5		Date: 03/12/2022	
Name and Address of Industry:-	M/s Katamati Iron Mines (M/s TATA Steel Limited)	W. O. No.	
		4700098928/962 22.03.2022	
Sample Description/Type	Ambient Air Quality (Buffer Zone)	Sample Ref. No.:-	ALPL/28112022/ENV-193-5/KIM-BZ/AAQMS-1 & ALPL/28112022/ENV-193-6/KIM-BZ/AAQMS-2
Sample Drawn By:-	Anacon Representative (Mr. Krishnendu)	Sample Inward Date:-	14, 28 November-2022
Test Started On:-	14, 28 November-2022	Test Completed On:-	14, 28 November-2022
Sampling Procedure	ANtd/7.2/Mon-01		

Sr. No.	LOCATION	Date of sampling	PM <sub>10</sub> µg/m <sup>3</sup>	PM <sub>2.5</sub> µg/m <sup>3</sup>	SO <sub>2</sub> µg/m <sup>3</sup>	NO <sub>2</sub> µg/m <sup>3</sup>	CO mg/m <sup>3</sup>
Method Reference			IS 5182 (Part 23)	USEPA-40 (Part 50)	IS:5182 (Part-2)	IS:5182 (Part-6)	IS:5182 (Part-10)
AAQMS-1	Tankura Village	06/11/2022	48.3	15.9	6.1	15.7	BDL (DL - 0.5)
		20/11/2022	46.2	14.7	5.8	15.2	BDL (DL - 0.5)
Monthly Average Value			47.3	15.3	6.0	15.5	BDL (DL - 0.5)
AAQMS-2	Miralgara Village	06/11/2022	53.9	18.4	7.6	16.2	BDL (DL - 0.5)
		20/11/2022	49.3	16.2	6.8	15.7	BDL (DL - 0.5)
Monthly Average Value			51.6	17.3	7.2	16.0	BDL (DL - 0.5)
NAAQM Standard			100 (24 hrs)	60 (24 hrs)	80 (24 hrs)	80 (24 hrs)	2 (8hrs)

NOTES: • Please see watermark "Original Test Report" to confirm the authenticity of this report. • Results shall be referred to tested sample(s) and applicable to tested parameters only. • Test report shall not be reproduced except in full without prior written approval of Anacon Labs.

**Remark:** - All Results are within Limit as per CPCB Standards.

Verified by  
  
Gajendrasinha Desai  
(Technical Manager)

Authorized Signatory  
  
Dr. (Mrs.) S.D. Garway  
(Quality Manager)

-----End of Report-----





Test Report

**Ambient Air Quality Monitoring Report- November-2022**

Report No.: AN/AAQ/TS-KIM/2022/4-6		Date: 03/12/2022	
Name and Address of Industry:-	M/s Katamati Iron Mines (M/s TATA Steel Limited)	W. O. No.	
		4700098928/962 22.03.2022	
Sample Description/Type	Ambient Air Quality (Buffer Zone)	Sample Ref. No.:-	ALPL/28112022/ENV-193-7/KIM-BZ/AAQMS-3 & ALPL/28112022/ENV-193-8/KIM-BZ/AAQMS-4
Sample Drawn By:-	Anacon Representative (Mr. Krishnendu)	Sample Inward Date:-	21/11/2022 & 02/12/2022
Test Started On:-	21/11/2022 & 02/12/2022	Test Completed On:-	21/11/2022 & 02/12/2022
Sampling Procedure	ANtd/7.2/Mon-01		

Sr. No.	LOCATION	Date of sampling	PM <sub>10</sub> µg/m <sup>3</sup>	PM <sub>2.5</sub> µg/m <sup>3</sup>	SO <sub>2</sub> µg/m <sup>3</sup>	NO <sub>2</sub> µg/m <sup>3</sup>	CO mg/m <sup>3</sup>
Method Reference			IS 5182 (Part 23)	USEPA-40 (Part 50)	IS:5182 (Part-2)	IS:5182 (Part-6)	IS:5182 (Part-10)
AAQMS-3	Kitabeda Village	13/11/2022	53.6	17.2	6.8	16.4	BDL (DL - 0.5)
		27/11/2022	48.3	16.3	6.1	15.8	BDL (DL - 0.5)
Monthly Average Value			51.0	16.8	6.5	16.1	BDL (DL - 0.5)
AAQMS-4	Balita Village	13/11/2022	47.2	16.1	6.4	15.9	BDL (DL - 0.5)
		27/11/2022	51.8	15.7	5.8	14.3	BDL (DL - 0.5)
Monthly Average Value			49.5	15.9	6.1	15.1	BDL (DL - 0.5)
NAAQM Standard			100 (24 hrs)	60 (24 hrs)	80 (24 hrs)	80 (24 hrs)	2 (8hrs)

**NOTES:** • Please see watermark "Original Test Report" to confirm the authenticity of this report. • Results shall be referred to tested sample(s) and applicable to tested parameters only. • Test report shall not be reproduced except in full without prior written approval of Anacon Labs.

**Remark:** - All Results are within Limit as per CPCB Standards.

Verified by  
  
Gajendrasinha Desai  
(Technical Manager)

Authorized Signatory  
  
Dr. (Mrs.) S.D. Garway  
(Quality Manager)

-----End of Report-----





Test Report

Page 1 of 1

Ambient Air Quality Monitoring Report- December-2022

Report No.: AN/AAQ/TS-KIM/2022/4-5		Date: 03/01/2023	
Name and Address of Industry:-	M/s Katamati Iron Mines (M/s TATA Steel Limited)	W. O. No.	
		4700098928/962 22.03.2022	
Sample Description/Type	Ambient Air Quality (Buffer Zone)	Sample Ref. No.:-	ALPL/24122022/ENV-209-5/KIM-BZ/AAQMS-1 & ALPL/24122022/ENV-209-6/KIM-BZ/AAQMS-2
Sample Drawn By:-	Anacon Representative (Mr. Krishnendu)	Sample Inward Date:-	12, 26 December-2022
Test Started On:-	12, 26 December-2022	Test Completed On:-	12, 26 December-2022
Sampling Procedure	ANtd/7.2/Mon-01		

Sr. No.	LOCATION	Date of sampling	PM <sub>10</sub> µg/m <sup>3</sup>	PM <sub>2.5</sub> µg/m <sup>3</sup>	SO <sub>2</sub> µg/m <sup>3</sup>	NO <sub>2</sub> µg/m <sup>3</sup>	CO mg/m <sup>3</sup>
Method Reference			IS 5182 (Part 23)	USEPA-40 (Part 50)	IS:5182 (Part-2)	IS:5182 (Part-6)	IS:5182 (Part-10)
AAQMS-1	Tankura Village	04/12/2022	46.2	16.1	5.8	15.9	BDL (DL - 0.5)
		18/12/2022	51.1	17.3	6.4	16.1	BDL (DL - 0.5)
Monthly Average Value			48.7	16.7	6.1	16.0	BDL (DL - 0.5)
AAQMS-2	Miralgara Village	04/12/2022	48.3	17.2	6.8	15.9	BDL (DL - 0.5)
		18/12/2022	43.7	16.1	5.4	14.7	BDL (DL - 0.5)
Monthly Average Value			46.0	16.7	6.1	15.3	BDL (DL - 0.5)
NAAQM Standard			100 (24 hrs)	60 (24 hrs)	80 (24 hrs)	80 (24 hrs)	2 (8hrs)

NOTES: ● Please see watermark "Original Test Report" to confirm the authenticity of this report. ● Results shall be referred to tested sample(s) and applicable to tested parameters only. ● Test report shall not be reproduced except in full without prior written approval of Anacon Labs.

**Remark:** - All Results are within Limit as per CPCB Standards.

Verified by  
  
Gajendrasinha Desai  
(Technical Manager)

Authorized Signatory  
  
Dr. (Mrs.) S.D. Garway  
(Quality Manager)

-----End of Report-----





Test Report

Page 1 of 1

Ambient Air Quality Monitoring Report- December-2022

Report No.: AN/AAQ/TS-KIM/2022/4-6		Date: 03/01/2023	
Name and Address of Industry:-	M/s Katamati Iron Mines (M/s TATA Steel Limited)	W. O. No.	
		4700098928/962 22.03.2022	
Sample Description/Type	Ambient Air Quality (Buffer Zone)	Sample Ref. No.:-	ALPL/24122022/ENV-209-7/KIM-BZ/AAQMS-3 & ALPL/24122022/ENV-209-8/KIM-BZ/AAQMS-4
Sample Drawn By:-	Anacon Representative (Mr. Krishnendu)	Sample Inward Date:-	19/12/2022 & 02/01/2023
Test Started On:-	19/12/2022 & 02/01/2023	Test Completed On:-	19/12/2022 & 02/01/2023
Sampling Procedure	ANtd/7.2/Mon-01		

Sr. No.	LOCATION	Date of sampling	PM <sub>10</sub> µg/m <sup>3</sup>	PM <sub>2.5</sub> µg/m <sup>3</sup>	SO <sub>2</sub> µg/m <sup>3</sup>	NO <sub>2</sub> µg/m <sup>3</sup>	CO mg/m <sup>3</sup>
Method Reference			IS 5182 (Part 23)	USEPA-40 (Part 50)	IS:5182 (Part-2)	IS:5182 (Part-6)	IS:5182 (Part-10)
AAQMS-3	Kitabeda Village	11/12/2022	51.7	18.3	7.2	16.9	BDL (DL - 0.5)
		25/12/2022	47.3	16.1	6.4	15.7	BDL (DL - 0.5)
Monthly Average Value			49.5	17.2	6.8	16.3	BDL (DL - 0.5)
AAQMS-4	Balita Village	11/12/2022	49.8	15.7	5.8	16.2	BDL (DL - 0.5)
		25/12/2022	52.4	16.3	6.1	16.9	BDL (DL - 0.5)
Monthly Average Value			51.1	16.0	6.0	16.6	BDL (DL - 0.5)
NAAQM Standard			100 (24 hrs)	60 (24 hrs)	80 (24 hrs)	80 (24 hrs)	2 (8hrs)

**NOTES:** ● Please see watermark "Original Test Report" to confirm the authenticity of this report. ● Results shall be referred to tested sample(s) and applicable to tested parameters only. ● Test report shall not be reproduced except in full without prior written approval of Anacon Labs.

**Remark:** - All Results are within Limit as per CPCB Standards.

Verified by  
  
Gajendrasinha Desai  
(Technical Manager)

Authorized Signatory  
  
Dr. (Mrs.) S.D. Garway  
(Quality Manager)

-----End of Report-----





Test Report

Page 1 of 1

**Ambient Air Quality Monitoring Report- January-2023**

<b>Report No.:</b> AN/AAQ/TS-KIM/2023/4-5		<b>Date:</b> 03/02/2023	
<b>Name and Address of Industry:-</b>	<b>M/s Katamati Iron Mines (M/s TATA Steel Limited)</b>	<b>W. O. No.</b>	
		4700098928/962 22.03.2022	
<b>Sample Description/Type</b>	<b>Ambient Air Quality (Buffer Zone)</b>	<b>Sample Ref. No.:-</b>	ALPL/24012023/ENV-15-5/KIM-BZ/AAQMS-1 & ALPL/24012023/ENV-15-6/KIM-BZ/AAQMS-2
<b>Sample Drawn By:-</b>	Anacon Representative (Mr. Sovan Giri)	<b>Sample Inward Date:-</b>	16, 30 January-2023
<b>Test Started On:-</b>	16, 30 January-2023	<b>Test Completed On:-</b>	16, 31 January-2023
<b>Sampling Procedure</b>	ANtd/7.2/Mon-01		

Sr. No.	LOCATION	Date of sampling	PM <sub>10</sub> µg/m <sup>3</sup>	PM <sub>2.5</sub> µg/m <sup>3</sup>	SO <sub>2</sub> µg/m <sup>3</sup>	NO <sub>2</sub> µg/m <sup>3</sup>	CO mg/m <sup>3</sup>
<b>Method Reference</b>			IS 5182 (Part 23)	USEPA-40 (Part 50)	IS:5182 (Part-2)	IS:5182 (Part-6)	IS:5182 (Part-10)
AAQMS-1	Tankura Village	08/01/2023	52.7	18.3	6.4	16.2	BDL (DL - 0.5)
		22/01/2023	47.3	16.9	5.8	15.7	BDL (DL - 0.5)
<b>Monthly Average Value</b>			<b>50.0</b>	<b>17.6</b>	<b>6.1</b>	<b>16.0</b>	<b>BDL (DL - 0.5)</b>
AAQMS-2	Miralgara Village	08/01/2023	51.6	16.3	5.8	15.7	BDL (DL - 0.5)
		22/01/2023	47.3	15.9	5.2	15.4	BDL (DL - 0.5)
<b>Monthly Average Value</b>			<b>49.5</b>	<b>16.1</b>	<b>5.5</b>	<b>15.6</b>	<b>BDL (DL - 0.5)</b>
<b>NAAQM Standard</b>			<b>100</b> (24 hrs)	<b>60</b> (24 hrs)	<b>80</b> (24 hrs)	<b>80</b> (24 hrs)	<b>2</b> (8hrs)

**NOTES:** • Please see watermark "Original Test Report" to confirm the authenticity of this report. • Results shall be referred to tested sample(s) and applicable to tested parameters only. • Test report shall not be reproduced except in full without prior written approval of Anacon Labs.

**Remark:** - All Results are within Limit as per CPCB Standards.

Verified by  
  
Gajendrasinha Desai  
(Technical Manager)

Authorized Signatory  
  
Dr. (Mrs.) S.D. Garway  
(Quality Manager)

-----End of Report-----





Test Report

Page 1 of 1

**Ambient Air Quality Monitoring Report- January-2023**


Report No.: AN/AAQ/TS-KIM/2023/4-6		Date: 03/02/2023	
Name and Address of Industry:-	M/s Katamati Iron Mines (M/s TATA Steel Limited)		W. O. No.
			4700098928/962 22.03.2022
Sample Description/Type	Ambient Air Quality (Buffer Zone)	Sample Ref. No.:-	ALPL/24012023/ENV-15-7/KIM-BZ/AAQMS-3 & ALPL/24012023/ENV-15-8/KIM-BZ/AAQMS-4
Sample Drawn By:-	Anacon Representative (Mr. Sovan Giri)	Sample Inward Date:-	23/01/2023 & 01/02/2023
Test Started On:-	23/01/2023 & 01/02/2023	Test Completed On:-	23/01/2023 & 02/02/2023
Sampling Procedure	ANtd/7.2/Mon-01		

Sr. No.	LOCATION	Date of sampling	PM <sub>10</sub> µg/m <sup>3</sup>	PM <sub>2.5</sub> µg/m <sup>3</sup>	SO <sub>2</sub> µg/m <sup>3</sup>	NO <sub>2</sub> µg/m <sup>3</sup>	CO mg/m <sup>3</sup>
Method Reference			IS 5182 (Part 23)	USEPA-40 (Part 50)	IS:5182 (Part-2)	IS:5182 (Part-6)	IS:5182 (Part-10)
AAQMS-3	Kitabeda Village	15/01/2023	53.8	19.1	8.4	17.6	BDL (DL - 0.5)
		29/01/2023	51.3	18.3	7.6	16.4	BDL (DL - 0.5)
Monthly Average Value			52.6	18.7	8.0	17.0	BDL (DL - 0.5)
AAQMS-4	Balita Village	15/01/2023	52.8	16.9	6.3	16.8	BDL (DL - 0.5)
		29/01/2023	54.3	17.2	6.8	17.2	BDL (DL - 0.5)
Monthly Average Value			53.6	17.1	6.6	17.0	BDL (DL - 0.5)
NAAQM Standard			100 (24 hrs)	60 (24 hrs)	80 (24 hrs)	80 (24 hrs)	2 (8hrs)


**NOTES:** • Please see watermark "Original Test Report" to confirm the authenticity of this report. • Results shall be referred to tested sample(s) and applicable to tested parameters only. • Test report shall not be reproduced except in full without prior written approval of Anacon Labs.

**Remark:** - All Results are within Limit as per CPCB Standards.

Verified by

  
Gajendrasinha Desai  
(Technical Manager)

Authorized Signatory

  
Dr. (Mrs.) S.D. Garway  
(Quality Manager)

-----End of Report-----

Thanks for putting in your faith and trust in our services, We at Anacon Laboratories cherish our relationship. We put in a lot of hard work to ensure that you have a seamless experience at every step of our relationship. In order to ensure that your next experience will be significantly better, we welcome your feedback over email on feedback@anacon.in





Test Report

**Ambient Air Quality Monitoring Report- February-2023**

Report No.: AN/AAQ/TS-KIM/2023/4-5		Date: 03/03/2023	
Name and Address of Industry:-	M/s Katamati Iron Mines (M/s TATA Steel Limited)	W. O. No.	
		4700098928/962 22.03.2022	
Sample Description/Type	Ambient Air Quality (Buffer Zone)	Sample Ref. No.:-	ALPL/20022023/ENV-31-5/KIM-BZ/AAQMS-1 & ALPL/20022023/ENV-31-6/KIM-BZ/AAQMS-2
Sample Drawn By:-	Anacon Representative (Mr. Sovan Giri)	Sample Inward Date:-	13, 27 February-2023
Test Started On:-	13, 27 February-2023	Test Completed On:-	13, 27 February-2023
Sampling Procedure	ANtd/7.2/Mon-01		

Sr. No.	LOCATION	Date of sampling	PM <sub>10</sub> µg/m <sup>3</sup>	PM <sub>2.5</sub> µg/m <sup>3</sup>	SO <sub>2</sub> µg/m <sup>3</sup>	NO <sub>2</sub> µg/m <sup>3</sup>	CO mg/m <sup>3</sup>
Method Reference			IS 5182 (Part 23)	USEPA-40 (Part 50)	IS:5182 (Part-2)	IS:5182 (Part-6)	IS:5182 (Part-10)
AAQMS-1	Tankura Village	05/02/2023	46.2	16.1	5.8	15.9	BDL (DL - 0.5)
		19/02/2023	51.3	17.2	6.1	16.4	BDL (DL - 0.5)
Monthly Average Value			48.8	16.7	6.0	16.2	BDL (DL - 0.5)
AAQMS-2	Miralgara Village	05/02/2023	48.9	17.2	6.2	16.3	BDL (DL - 0.5)
		19/02/2023	52.7	18.6	6.8	17.2	BDL (DL - 0.5)
Monthly Average Value			50.8	17.9	6.5	16.8	BDL (DL - 0.5)
NAAQM Standard			100 (24 hrs)	60 (24 hrs)	80 (24 hrs)	80 (24 hrs)	2 (8hrs)

**NOTES:** • Please see watermark "Original Test Report" to confirm the authenticity of this report. • Results shall be referred to tested sample(s) and applicable to tested parameters only. • Test report shall not be reproduced except in full without prior written approval of Anacon Labs.

**Remark:** - All Results are within Limit as per CPCB Standards.

Verified by

Gajendrasinha Desai  
(Technical Manager)

Authorized Signatory

Dr. (Mrs.) S.D. Garway  
(Quality Manager)

-----End of Report-----





Test Report

**Ambient Air Quality Monitoring Report- February-2023**

<b>Report No.:</b> AN/AAQ/TS-KIM/2023/4-6		<b>Date:</b> 03/03/2023	
<b>Name and Address of Industry:-</b>	<b>M/s Katamati Iron Mines (M/s TATA Steel Limited)</b>		<b>W. O. No.</b>
			4700098928/962 22.03.2022
<b>Sample Description/Type</b>	<b>Ambient Air Quality (Buffer Zone)</b>	<b>Sample Ref. No.:-</b>	ALPL/20022023/ENV-31-7/KIM-BZ/AAQMS-3 & ALPL/20022023/ENV-31-8/KIM-BZ/AAQMS-4
<b>Sample Drawn By:-</b>	Anacon Representative (Mr. Sovan Giri)	<b>Sample Inward Date:-</b>	27 Feb-2023 & 02 March-2023
<b>Test Started On:-</b>	27 Feb-2023 & 02 March-2023	<b>Test Completed On:-</b>	27 Feb-2023 & 03 March-2023
<b>Sampling Procedure</b>	ANtd/7.2/Mon-01		

Sr. No.	LOCATION	Date of sampling	PM <sub>10</sub> µg/m <sup>3</sup>	PM <sub>2.5</sub> µg/m <sup>3</sup>	SO <sub>2</sub> µg/m <sup>3</sup>	NO <sub>2</sub> µg/m <sup>3</sup>	CO mg/m <sup>3</sup>
<b>Method Reference</b>			IS 5182 (Part 23)	USEPA-40 (Part 50)	IS:5182 (Part-2)	IS:5182 (Part-6)	IS:5182 (Part-10)
AAQMS-3	Kitabeda Village	22/02/2023	51.9	17.3	7.6	16.8	BDL (DL - 0.5)
		26/02/2023	49.3	16.4	6.8	15.3	BDL (DL - 0.5)
<b>Monthly Average Value</b>			<b>50.6</b>	<b>16.9</b>	<b>7.2</b>	<b>16.1</b>	<b>BDL (DL - 0.5)</b>
AAQMS-4	Balita Village	22/02/2023	53.6	17.2	7.2	17.3	BDL (DL - 0.5)
		26/02/2023	51.4	16.8	6.4	16.8	BDL (DL - 0.5)
<b>Monthly Average Value</b>			<b>52.5</b>	<b>17.0</b>	<b>6.8</b>	<b>17.1</b>	<b>BDL (DL - 0.5)</b>
<b>NAAQM Standard</b>			<b>100 (24 hrs)</b>	<b>60 (24 hrs)</b>	<b>80 (24 hrs)</b>	<b>80 (24 hrs)</b>	<b>2 (8hrs)</b>

**NOTES:** • Please see watermark "Original Test Report" to confirm the authenticity of this report. • Results shall be referred to tested sample(s) and applicable to tested parameters only. • Test report shall not be reproduced except in full without prior written approval of Anacon Labs.

**Remark:** - All Results are within Limit as per CPCB Standards.

Verified by  
  
Gajendrasinha Desai  
(Technical Manager)

Authorized Signatory  
  
Dr. (Mrs.) S.D. Garway  
(Quality Manager)

-----End of Report-----







Test Report

Page 1 of 1

Ambient Air Quality Monitoring Report- March-2023

Report No.: AN/AAQ/TS-KIM/2023/4-5		Date: 03/04/2023	
Name and Address of Industry:-	M/s Katamati Iron Mines (M/s TATA Steel Limited)		W. O. No.
			4700098928/962 22.03.2022
Sample Description/Type	Ambient Air Quality (Buffer Zone)	Sample Ref. No.:-	ALPL/21032023/ENV-65-5/KIM-BZ/AAQMS-1 & ALPL/21032023/ENV-65-6/KIM-BZ/AAQMS-2
Sample Drawn By:-	Anacon Representative (Mr. Sovan Giri)	Sample Inward Date:-	13, 27 March-2023
Test Started On:-	13, 27 March-2023	Test Completed On:-	13, 28 March-2023
Sampling Procedure	ANtd/7.2/Mon-01		

Sr. No.	LOCATION	Date of sampling	PM <sub>10</sub> µg/m <sup>3</sup>	PM <sub>2.5</sub> µg/m <sup>3</sup>	SO <sub>2</sub> µg/m <sup>3</sup>	NO <sub>2</sub> µg/m <sup>3</sup>	CO mg/m <sup>3</sup>
Method Reference			IS 5182 (Part 23)	USEPA-40 (Part 50)	IS:5182 (Part-2)	IS:5182 (Part-6)	IS:5182 (Part-10)
AAQMS-1	Tankura Village	05/03/2023	46.8	17.3	6.4	16.1	BDL (DL - 0.5)
		19/03/2023	48.3	16.9	7.3	16.8	BDL (DL - 0.5)
Monthly Average Value			47.6	17.1	6.9	16.5	BDL (DL - 0.5)
AAQMS-2	Miralgara Village	05/03/2023	52.8	18.4	7.6	17.2	BDL (DL - 0.5)
		19/03/2023	54.1	19.6	8.4	18.1	BDL (DL - 0.5)
Monthly Average Value			53.5	19.0	8.0	17.7	BDL (DL - 0.5)
NAAQM Standard			100 (24 hrs)	60 (24 hrs)	80 (24 hrs)	80 (24 hrs)	2 (8hrs)

NOTES: • Please see watermark "Original Test Report" to confirm the authenticity of this report. • Results shall be referred to tested sample(s) and applicable to tested parameters only. • Test report shall not be reproduced except in full without prior written approval of Anacon Labs.

**Remark:** - All Results are within Limit as per CPCB Standards.

Verified by  
  
Gajendrasinha Desai  
(Technical Manager)

Authorized Signatory  
  
Dr. (Mrs.) S.D. Garway  
(Quality Manager)

-----End of Report-----

Thanks for putting in your faith and trust in our services, We at Anacon Laboratories cherish our relationship. We put in a lot of hard work to ensure that you have a seamless experience at every step of our relationship. In order to ensure that your next experience will be significantly better, we welcome your feedback over email on feedback@anacon.in





Test Report

**Ambient Air Quality Monitoring Report- March-2023**

Report No.: AN/AAQ/TS-KIM/2023/4-6		Date: 03/04/2023	
Name and Address of Industry:-	M/s Katamati Iron Mines (M/s TATA Steel Limited)		W. O. No.
			4700098928/962 22.03.2022
Sample Description/Type	Ambient Air Quality (Buffer Zone)	Sample Ref. No.:-	ALPL/21032023/ENV-65-7/KIM-BZ/AAQMS-3 & ALPL/21032023/ENV-65-8/KIM-BZ/AAQMS-4
Sample Drawn By:-	Anacon Representative (Mr. Sovan Giri)	Sample Inward Date:-	20 March-2023 & 03 April-2023
Test Started On:-	20 March-2023 & 03 April-2023	Test Completed On:-	21 March-2023 & 03 April-2023
Sampling Procedure	ANtd/7.2/Mon-01		

Sr. No.	LOCATION	Date of sampling	PM <sub>10</sub> µg/m <sup>3</sup>	PM <sub>2.5</sub> µg/m <sup>3</sup>	SO <sub>2</sub> µg/m <sup>3</sup>	NO <sub>2</sub> µg/m <sup>3</sup>	CO mg/m <sup>3</sup>
Method Reference			IS 5182 (Part 23)	USEPA-40 (Part 50)	IS:5182 (Part-2)	IS:5182 (Part-6)	IS:5182 (Part-10)
AAQMS-3	Kitabeda Village	12/03/2023	53.7	18.1	8.4	17.2	BDL (DL - 0.5)
		26/03/2023	51.9	19.6	9.2	16.8	BDL (DL - 0.5)
Monthly Average Value			52.8	18.9	8.8	17.0	BDL (DL - 0.5)
AAQMS-4	Balita Village	12/03/2023	54.7	18.3	6.8	17.2	BDL (DL - 0.5)
		26/03/2023	52.4	16.4	5.2	16.1	BDL (DL - 0.5)
Monthly Average Value			53.6	17.4	6.0	16.7	BDL (DL - 0.5)
NAAQM Standard			100 (24 hrs)	60 (24 hrs)	80 (24 hrs)	80 (24 hrs)	2 (8hrs)

**NOTES:** • Please see watermark "Original Test Report" to confirm the authenticity of this report. • Results shall be referred to tested sample(s) and applicable to tested parameters only. • Test report shall not be reproduced except in full without prior written approval of Anacon Labs.

**Remark:** - All Results are within Limit as per CPCB Standards.

Verified by

Gajendrasinha Desai  
(Technical Manager)

Authorized Signatory

Dr. (Mrs.) S.D. Garway  
(Quality Manager)

-----End of Report-----





# Anacon Laboratories Pvt. Ltd.

**Anacon Laboratories Pvt. Ltd. Nagpur Lab**  
📍 FP-34, 35, Food Park, Five Star Industrial Estate,  
MIDC Butibori, Nagpur, Maharashtra, India - 441 122  
☎ + 91 8045685558 ✉ Email : info@anacon.in  
🌐 https://www.anaconlaboratories.com

## Test Report

### Fugitive Emission Monitoring Report-October-2022

Report No.: AN/FE/TS-KIM/2022/4-7		Date: 03/11/2022	
Name and Address of Industry:-	M/s Katamati Iron Mine (M/s TATA Steel Limited)	W. O. No.	
		4700098928/962 22.03.2022	
Sample Description/Type	Fugitive Emission	Sample Ref. No.	ALPL/21102022/ENV-170/KIM/FE-1 to 5
Sample Drawn By:-	Mr. Krishnendu	Sample Inward Date:-	17/10/2022 & 02/11/2022
Test Started On:-	17/10/2022 & 02/11/2022	Test Completed On:-	17/10/2022 & 02/11/2022
Sampling Procedure	ANtd/7.2/Mon-01		

Sl. No.	Location Name	Date of sampling	TSPM $\mu\text{g}/\text{m}^3$	Date of sampling	TSPM ( $\mu\text{g}/\text{m}^3$ )
		Method Reference	IS 5182 (Part 23)	Method Reference	IS 5182 (Part 23)
FE-1	Crushing & Screening Plant	03/10/2022	471	17/10/2022	483
		06/10/2022	464	20/10/2022	507
		10/10/2022	392	25/10/2022	416
		13/10/2022	451	27/10/2022	384
Average Value of FE-1		446			
FE-2	Loading & Stacking	03/10/2022	381	17/10/2022	463
		06/10/2022	416	20/10/2022	501
		10/10/2022	457	25/10/2022	382
		13/10/2022	503	27/10/2022	418
Average Value of FE-2		440			
MoEF & CC Norms:		1200 $\mu\text{g}/\text{m}^3$			

**NOTES:** • Please see watermark "Original Test Report" to confirm the authenticity of this report. • Results shall be referred to tested sample(s) and applicable to tested parameters only. • Test report shall not be reproduced except in full without prior written approval of Anacon Labs.

**Remark:** - All Results are within Limit as per MoEF & CC Norms.

Verified by  
  
Gajendra Desai  
(Technical Manager)

Authorized Signatory

Dr. (Mrs.) S.D. Garway  
(Quality Manager)

-----End of Report-----

Thanks for putting in your faith and trust in our services, We at Anacon Laboratories cherish our relationship. We put in a lot of hard work to ensure that you have a seamless experience at every step of our relationship. in order to ensure that your next experience will be significantly better, we welcome your feedback over email on feedback@anacon.in





# Anacon Laboratories Pvt. Ltd.

## Test Report

**Anacon Laboratories Pvt. Ltd. Nagpur Lab**  
FP-34, 35, Food Park, Five Star Industrial Estate,  
MIDC Butibori, Nagpur, Maharashtra, India - 441 122  
☎ + 91 8045685558 ✉ Email : info@anacon.in  
🌐 https://www.anaconlaboratories.com

### Fugitive Emission Monitoring Report-October-2022

Report No.: AN/FE/TS-KIM/2022/4-8		Date: 03/11/2022	
Name and Address of Industry:-	M/s Katamati Iron Mine (M/s TATA Steel Limited)	W. O. No.	
		4700098928/962 22.03.2022	
Sample Description/Type	Fugitive Emission	Sample Ref. No.:-	ALPL/21102022/ENV-170/KIM/FE-1 to 5
Sample Drawn By:-	Mr. Krishnendu	Sample Inward Date:-	17/10/2022 & 02/11/2022
Test Started On:-	17/10/2022 & 02/11/2022	Test Completed On:-	17/10/2022 & 02/11/2022
Sampling Procedure	ANtd/7.2/Mon-01		

Sl. No.	Location Name	Date of sampling	TSPM $\mu\text{g}/\text{m}^3$	Date of sampling	TSPM $\mu\text{g}/\text{m}^3$
		<b>Method Reference</b>	IS 5182 (Part 23)	<b>Method Reference</b>	IS 5182 (Part 23)
FE-3	Haul Road	04/10/2022	652	18/10/2022	593
		07/10/2022	571	21/10/2022	526
		11/10/2022	487	26/10/2022	493
		14/10/2022	516	28/10/2022	476
<b>Average Value of FE-3</b>		<b>539</b>			
FE-4	Waste Dump Site	04/10/2022	416	18/10/2022	381
		07/10/2022	397	21/10/2022	402
		11/10/2022	432	26/10/2022	397
		14/10/2022	403	28/10/2022	384
<b>Average Value of FE-4</b>		<b>402</b>			
<b>MoEF &amp; CC Norms:</b>		<b>1200 <math>\mu\text{g}/\text{m}^3</math></b>			

**NOTES:** • Please see watermark "Original Test Report" to confirm the authenticity of this report. • Results shall be referred to tested sample(s) and applicable to tested parameters only. • Test report shall not be reproduced except in full without prior written approval of Anacon Labs.

**Remark:** - All Results are within Limit as per MoEF & CC Norms.

Verified by  
  
Gajendra Desai  
(Technical Manager)

Authorized Signatory

Dr. (Mrs.) S.D. Garway  
(Quality Manager)

-----End of Report-----

Thanks for putting in your faith and trust in our services, We at Anacon Laboratories cherish our relationship. We put in a lot of hard work to ensure that you have a seamless experience at every step of our relationship. In order to ensure that your next experience will be significantly better, we welcome your feedback over email on feedback@anacon.in





**Anacon  
Laboratories Pvt. Ltd.**

**Anacon Laboratories Pvt. Ltd. Nagpur Lab**  
FP-34, 35, Food Park, Five Star Industrial Estate,  
MIDC Butibori, Nagpur, Maharashtra, India - 441 122  
+ 91 8045685558 Email : info@anacon.in  
https://www.anaconlaboratories.com

Test Report

**Fugitive Emission Monitoring Report-October-2022**

Report No.: AN/FE/TS-KIM/2022/4-9		Date: 03/11/2022	
Name and Address of Industry:-	M/s Katamati Iron Mine (M/s TATA Steel Limited)	W. O. No.	
		4700098928/962 22.03.2022	
Sample Description/Type	Fugitive Emission	Sample Ref. No.:-	ALPL/21102022/ENV- 170/KIM/FE-1 to 5
Sample Drawn By:-	Mr. Krishnendu	Sample Inward Date:-	17/10/2022 & 02/11/2022
Test Started On:-	17/10/2022 & 02/11/2022	Test Completed On:-	17/10/2022 & 02/11/2022
Sampling Procedure	ANtd/7.2/Mon-01		

Sl. No.	Location Name	Date of sampling	TSPM $\mu\text{g}/\text{m}^3$	Date of sampling	TSPM $\mu\text{g}/\text{m}^3$
Method Reference			IS 5182 (Part 23)	Method Reference	IS 5182 (Part 23)
FE-5	Mining Face (Near Drill)	04/10/2022	397	18/10/2022	403
		07/10/2022	439	21/10/2022	381
		11/10/2022	476	26/10/2022	438
		14/10/2022	503	28/10/2022	472
Average Value of FE-5		439			
MoEF & CC Norms:		1200 $\mu\text{g}/\text{m}^3$			

**NOTES:** • Please see watermark "Original Test Report" to confirm the authenticity of this report. • Results shall be referred to tested sample(s) and applicable to tested parameters only. • Test report shall not be reproduced except in full without prior written approval of Anacon Labs.

**Remark:** - All Results are within Limit as per MoEF & CC Norms.

Verified by  
  
Gajendra Desai  
(Technical Manager)

Authorized Signatory  
  
Dr. (Mrs.) S.D. Garway  
(Quality Manager)

-----End of Report-----

Thanks for putting in your faith and trust in our services, We at Anacon Laboratories cherish our relationship. We put in a lot of hard work to ensure that you have a seamless experience at every step of our relationship. in order to ensure that your next experience will be significantly better, we welcome your feedback over email on feedback@anacon.in





# Anacon Laboratories Pvt. Ltd.

**Anacon Laboratories Pvt. Ltd. Nagpur Lab**  
FP-34, 35, Food Park, Five Star Industrial Estate,  
MIDC Butibori, Nagpur, Maharashtra, India - 441 122  
+ 91 8045685558 Email : info@anacon.in  
https://www.anaconlaboratories.com

## Test Report

### Fugitive Emission Monitoring Report-November-2022


Report No.: AN/FE/TS-KIM/2022/4-7		Date: 03/12/2022	
Name and Address of Industry:-	M/s Katamati Iron Mine (M/s TATA Steel Limited)	W. O. No.	
		4700098928/962 22.03.2022	
Sample Description/Type	Fugitive Emission	Sample Ref. No.	ALPL/28112022/ENV-193/KIM/FE-1 to 5
Sample Drawn By:-	Mr. Krishnendu	Sample Inward Date:-	21/11/2022 & 02/12/2022
Test Started On:-	21/11/2022 & 02/12/2022	Test Completed On:-	21/11/2022 & 02/12/2022
Sampling Procedure	ANtd/7.2/Mon-01		

Sl. No.	Location Name	Date of sampling	TSPM $\mu\text{g}/\text{m}^3$	Date of sampling	TSPM ( $\mu\text{g}/\text{m}^3$ )
		Method Reference	IS 5182 (Part 23)	Method Reference	IS 5182 (Part 23)
FE-1	Crushing & Screening Plant	03/11/2022	461	17/11/2022	473
		07/11/2022	502	21/11/2022	491
		10/11/2022	476	24/11/2022	387
		14/11/2022	459	28/11/2022	406
Average Value of FE-1		457			
FE-2	Loading & Stacking	03/11/2022	376	17/11/2022	421
		07/11/2022	409	21/11/2022	382
		10/11/2022	397	24/11/2022	421
		14/11/2022	362	28/11/2022	398
Average Value of FE-2		396			
MoEF & CC Norms:		1200 $\mu\text{g}/\text{m}^3$			

**NOTES:** ● Please see watermark "Original Test Report" to confirm the authenticity of this report. ● Results shall be referred to tested sample(s) and applicable to tested parameters only. ● Test report shall not be reproduced except in full without prior written approval of Anacon Labs.

**Remark:** - All Results are within Limit as per MoEF & CC Norms.

Verified by  
  
Gajendrasinha Desai  
(Technical Manager)

Authorized Signatory  
  
Dr. (Mrs.) S.D. Garway  
(Quality Manager)

-----End of Report-----

Thanks for putting in your faith and trust in our services, We at Anacon Laboratories cherish our relationship. We put in a lot of hard work to ensure that you have a seamless experience at every step of our relationship. In order to ensure that your next experience will be significantly better, we welcome your feedback over email on feedback@anacon.in





# Anacon Laboratories Pvt. Ltd.

Anacon Laboratories Pvt. Ltd. Nagpur Lab

FP-34, 35, Food Park, Five Star Industrial Estate,

MIDC Butibori, Nagpur, Maharashtra, India - 441 122

+ 91 8045685558 Email : info@anacon.in

https://www.anaconlaboratories.com

## Test Report

### Fugitive Emission Monitoring Report-November-2022


Report No.: AN/FE/TS-KIM/2022/4-8		Date: 03/12/2022	
Name and Address of Industry:-	M/s Katamati Iron Mine (M/s TATA Steel Limited)	W. O. No.	
		4700098928/962 22.03.2022	
Sample Description/Type	Fugitive Emission	Sample Ref. No.:-	ALPL/28112022/ENV-193/KIM/FE-1 to 5
Sample Drawn By:-	Mr. Krishnendu	Sample Inward Date:-	21/11/2022 & 02/12/2022
Test Started On:-	21/11/2022 & 02/12/2022	Test Completed On:-	21/11/2022 & 02/12/2022
Sampling Procedure	ANtd/7.2/Mon-01		

Sl. No.	Location Name	Date of sampling	TSPM $\mu\text{g}/\text{m}^3$	Date of sampling	TSPM $\mu\text{g}/\text{m}^3$
Method Reference			IS 5182 (Part 23)	Method Reference	IS 5182 (Part 23)
FE-3	Haul Road	04/11/2022	576	18/11/2022	603
		08/11/2022	549	22/11/2022	481
		11/11/2022	493	25/11/2022	538
		15/11/2022	564	29/11/2022	608
Average Value of FE-3		552			
FE-4	Waste Dump Site	04/11/2022	381	18/11/2022	364
		08/11/2022	403	22/11/2022	436
		11/11/2022	397	25/11/2022	418
		15/11/2022	371	29/11/2022	402
Average Value of FE-4		397			
MoEF & CC Norms:		1200 $\mu\text{g}/\text{m}^3$			


**NOTES:** • Please see watermark "Original Test Report" to confirm the authenticity of this report. • Results shall be referred to tested sample(s) and applicable to tested parameters only. • Test report shall not be reproduced except in full without prior written approval of Anacon Labs.

**Remark:** - All Results are within Limit as per MoEF & CC Norms.

Verified by

  
Gajendrasinha Desai  
(Technical Manager)

Authorized Signatory

  
Dr. (Mrs.) S.D. Garway  
(Quality Manager)

-----End of Report-----

Thanks for putting in your faith and trust in our services, We at Anacon Laboratories cherish our relationship. We put in a lot of hard work to ensure that you have a seamless experience at every step of our relationship. In order to ensure that your next experience will be significantly better, we welcome your feedback over email on feedback@anacon.in





**Anacon  
Laboratories Pvt. Ltd.**

**Anacon Laboratories Pvt. Ltd. Nagpur Lab**

FP-34, 35, Food Park, Five Star Industrial Estate,  
MIDC Butibori, Nagpur, Maharashtra, India - 441 122

+ 91 8045685558 Email : info@anacon.in

https:// www.anaconlaboratories.com

Test Report

**Fugitive Emission Monitoring Report-November-2022**

Report No.: AN/FE/TS-KIM/2022/4-9		Date: 03/12/2022	
Name and Address of Industry:-	M/s Katamati Iron Mine (M/s TATA Steel Limited)	W. O. No.	
		4700098928/962 22.03.2022	
Sample Description/Type	Fugitive Emission	Sample Ref. No.:-	ALPL/28112022/ENV-193/KIM/FE-1 to 5
Sample Drawn By:-	Mr. Krishnendu	Sample Inward Date:-	21/11/2022 & 02/12/2022
Test Started On:-	21/11/2022 & 02/12/2022	Test Completed On:-	21/11/2022 & 02/12/2022
Sampling Procedure	ANtd/7.2/Mon-01		

Sl. No.	Location Name	Date of sampling	TSPM $\mu\text{g}/\text{m}^3$	Date of sampling	TSPM $\mu\text{g}/\text{m}^3$
Method Reference			IS 5182 (Part 23)	Method Reference	IS 5182 (Part 23)
FE-5	Mining Face (Near Drill)	04/11/2022	381	18/11/2022	409
		08/11/2022	416	22/11/2022	372
		11/11/2022	381	25/11/2022	394
		15/11/2022	403	29/11/2022	386
Average Value of FE-5		393			
MoEF & CC Norms:		1200 $\mu\text{g}/\text{m}^3$			

**NOTES:** • Please see watermark "Original Test Report" to confirm the authenticity of this report. • Results shall be referred to tested sample(s) and applicable to tested parameters only. • Test report shall not be reproduced except in full without prior written approval of Anacon Labs.

**Remark:** - All Results are within Limit as per MoEF & CC Norms.

Verified by  
  
Gajendrasinha Desai  
(Technical Manager)

Authorized Signatory  
  
Dr. (Mrs.) S.D. Garway  
(Quality Manager)

-----End of Report-----

Thanks for putting in your faith and trust in our services, We at Anacon Laboratories cherish our relationship. We put in a lot of hard work to ensure that you have a seamless experience at every step of our relationship. In order to ensure that your next experience will be significantly better, we welcome your feedback over email on feedback@anacon.in







*Test Report*

**Fugitive Emission Monitoring Report-December-2022**


Report No.: AN/FE/TS-KIM/2022/4-11			Date: 03/01/2023
Name and Address of Industry:-	M/s Katamati Iron Mine (M/s TATA Steel Limited)		W. O. No.
			4700098928/962 22.03.2022
Sample Description/Type	Fugitive Emission	Sample Ref. No.	ALPL/24122022/ENV-209/KIM/FE-1 to 5
Sample Drawn By:-	Mr. Krishnendu	Sample Inward Date:-	19/12/2022 & 28/12/2022
Test Started On:-	19/12/2022 & 28/12/2022	Test Completed On:-	19/12/2022 & 29/12/2022
Sampling Procedure	ANtd/7.2/Mon-01		

Sl. No.	Location Name	Date of sampling	TSPM $\mu\text{g}/\text{m}^3$	Date of sampling	TSPM $(\mu\text{g}/\text{m}^3)$
		Method Reference	IS 5182 (Part 23)	Method Reference	IS 5182 (Part 23)
FE-1	Crushing & Screening Plant	01/12/2022	429	15/12/2022	381
		05/12/2022	473	19/12/2022	416
		08/12/2022	392	22/12/2022	507
		12/12/2022	481	26/12/2022	462
Average Value of FE-1		443			
FE-2	Loading & Stacking	01/12/2022	391	15/12/2022	403
		05/12/2022	387	19/12/2022	376
		08/12/2022	403	22/12/2022	391
		12/12/2022	376	26/12/2022	416
Average Value of FE-2		393			
MoEF & CC Norms:		1200 $\mu\text{g}/\text{m}^3$			

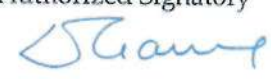
**NOTES:** ● Please see watermark "Original Test Report" to confirm the authenticity of this report. ● Results shall be referred to tested sample(s) and applicable to tested parameters only. ● Test report shall not be reproduced except in full without prior written approval of Anacon Labs.

**Remark:** - All Results are within Limit as per MoEF & CC Norms.

Verified by

  
Gajendrasinha Desai  
(Technical Manager)

Authorized Signatory

  
Dr. (Mrs.) S.D. Garway  
(Quality Manager)

-----End of Report-----





Test Report

Fugitive Emission Monitoring Report-December-2022

Report No.: AN/FE/IS-KIM/2022/4-12		Date: 03/01/2023	
Name and Address of Industry:-	M/s Katamati Iron Mine (M/s TATA Steel Limited)	W. O. No.	
		4/00098928/962 22.03.2022	
Sample Description/Type	Fugitive Emission	Sample Ref. No.:-	ALPL/24122022/ENV-209/KIM/FE-1 to 5
Sample Drawn By:-	Mr. Krishnendu	Sample Inward Date:-	19/12/2022 & 02/01/2023
Test Started On:-	19/12/2022 & 02/01/2023	Test Completed On:-	19/12/2022 & 02/01/2023
Sampling Procedure	ANtd/7.2/Mon-01		

Sl. No.	Location Name	Date of sampling	TSPM $\mu\text{g}/\text{m}^3$	Date of sampling	TSPM $\mu\text{g}/\text{m}^3$
		Method Reference		Method Reference	
		IS 5182 (Part 23)		IS 5182 (Part 23)	
FE-3	Haul Road	02/12/2022	617	16/12/2022	573
		06/12/2022	479	20/12/2022	516
		09/12/2022	581	23/12/2022	492
		13/12/2022	476	27/12/2022	504
Average Value of FE-3		530			
FE-4	Waste Dump Site	02/12/2022	316	16/12/2022	291
		06/12/2022	381	20/12/2022	376
		09/12/2022	402	23/12/2022	394
		13/12/2022	353	27/12/2022	297
Average Value of FE-4		351			
MoEF & CC Norms:		1200 $\mu\text{g}/\text{m}^3$			

NOTES: ● Please see watermark "Original Test Report" to confirm the authenticity of this report. ● Results shall be referred to tested sample(s) and applicable to tested parameters only. ● Test report shall not be reproduced except in full without prior written approval of Anacon Labs.

**Remark:** - All Results are within Limit as per MoEF & CC Norms.

Verified by

Gajendrasinha Desai  
(Technical Manager)

Authorized Signatory

Dr. (Mrs.) S.D. Garway  
(Quality Manager)

-----End of Report-----

Thanks for putting in your faith and trust in our services, We at Anacon Laboratories cherish our relationship. We put in a lot of hard work to ensure that you have a seamless experience at every step of our relationship. in order to ensure that your next experience will be significantly better, we welcome your feedback over email on feedback@anacon.in





Test Report

**Fugitive Emission Monitoring Report-December-2022**

Report No.: AN/FE/TS-KIM/2022/4-13		Date: 03/01/2023	
Name and Address of Industry:-	M/s Katamati Iron Mine (M/s TATA Steel Limited)	W. O. No.	
		4700098928/962 22.03.2022	
Sample Description/Type	Fugitive Emission	Sample Ref. No.:-	ALPL/24122022/ENV-209/KIM/FE-1 to 5
Sample Drawn By:-	Mr. Krishnendu	Sample Inward Date:-	19/12/2022 & 02/01/2023
Test Started On:-	19/12/2022 & 02/01/2023	Test Completed On:-	19/12/2022 & 02/01/2023
Sampling Procedure	ANtd/7.2/Mon-01		

Sl. No.	Location Name	Date of sampling	TSPM $\mu\text{g}/\text{m}^3$	Date of sampling	TSPM $\mu\text{g}/\text{m}^3$
Method Reference			IS 5182 (Part 23)	Method Reference	IS 5182 (Part 23)
FE-5	Mining Face (Near Drill)	02/12/2022	432	16/12/2022	452
		06/12/2022	385	20/12/2022	403
		09/12/2022	391	23/12/2022	427
		13/12/2022	408	27/12/2022	382
Average Value of FE-5		410			
MoEF & CC Norms:		1200 $\mu\text{g}/\text{m}^3$			

NOTES: ● Please see watermark "Original Test Report" to confirm the authenticity of this report. ● Results shall be referred to tested sample(s) and applicable to tested parameters only. ● Test report shall not be reproduced except in full without prior written approval of Anacon Labs.

**Remark:** - All Results are within Limit as per MoEF & CC Norms.

Verified by  
  
Gajendrasinha Desai  
(Technical Manager)

Authorized Signatory  
  
Dr. (Mrs.) S.D. Garway  
(Quality Manager)

-----End of Report-----

Thanks for putting in your faith and trust in our services, We at Anacon Laboratories cherish our relationship. We put in a lot of hard work to ensure that you have a seamless experience at every step of our relationship. In order to ensure that your next experience will be significantly better, we welcome your feedback over email on feedback@anacon.in





Test Report

**Fugitive Emission Monitoring Report-January-2023**

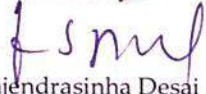
Report No.: AN/FE/TS-KIM/2023/4-7		Date: 31/01/2023	
Name and Address of Industry:-	M/s Katamati Iron Mine (M/s TATA Steel Limited)	W. O. No.	
		4700098928/962 22.03.2022	
Sample Description/Type	Fugitive Emission	Sample Ref. No.	ALPL/24012023/ENV-15/KIM/FE-1 to 5
Sample Drawn By:-	Mr. Sovan Giri	Sample Inward Date:-	16/01/2023 & 30/01/2023
Test Started On:-	16/01/2023 & 30/01/2023	Test Completed On:-	16/01/2023 & 31/01/2023
Sampling Procedure	ANtd/7.2/Mon-01		

Sl. No.	Location Name	Date of sampling	TSPM $\mu\text{g}/\text{m}^3$	Date of sampling	TSPM ( $\mu\text{g}/\text{m}^3$ )
		Method Reference	IS 5182 (Part 23)	Method Reference	IS 5182 (Part 23)
FE-1	Crushing & Screening Plant	02/01/2023	417	16/01/2023	456
		05/01/2023	502	19/01/2023	581
		09/01/2023	472	23/01/2023	517
		12/01/2023	463	27/01/2023	491
Average Value of FE-1		487			
FE-2	Loading & Stacking	02/01/2023	402	16/01/2023	387
		05/01/2023	371	19/01/2023	409
		09/01/2023	416	23/01/2023	373
		12/01/2023	402	27/01/2023	391
Average Value of FE-2		394			
MoEF & CC Norms:		1200 $\mu\text{g}/\text{m}^3$			


**NOTES:** • Please see watermark "Original Test Report" to confirm the authenticity of this report. • Results shall be referred to tested sample(s) and applicable to tested parameters only. • Test report shall not be reproduced except in full without prior written approval of Anacon Labs.

**Remark:** - All Results are within Limit as per MoEF & CC Norms.

Verified by

  
Gajendrasinha Desai  
(Technical Manager)

Authorized Signatory

  
Dr. (Mrs.) S.D. Garway  
(Quality Manager)

-----End of Report-----

Thanks for putting in your faith and trust in our services, We at Anacon Laboratories cherish our relationship. We put in a lot of hard work to ensure that you have a seamless experience at every step of our relationship. in order to ensure that your next experience will be significantly better, we welcome your feedback over email on feedback@anacon.in





Test Report

**Fugitive Emission Monitoring Report-January-2023**


Report No.: AN/FE/TS-KIM/2023/4-8		Date: 31/01/2023	
Name and Address of Industry:-	M/s Katamati Iron Mine (M/s TATA Steel Limited)	W. O. No.	
		4700098928/962 22.03.2022	
Sample Description/Type	Fugitive Emission	Sample Ref. No.:-	ALPL/24012023/ENV-15/KIM/FE-1 to 5
Sample Drawn By:-	Mr. Sovan Giri	Sample Inward Date:-	16/01/2023 & 30/01/2023
Test Started On:-	16/01/2023 & 30/01/2023	Test Completed On:-	16/01/2023 & 31/01/2023
Sampling Procedure	ANtd/7.2/Mon-01		

Sl. No.	Location Name	Date of sampling	TSPM $\mu\text{g}/\text{m}^3$	Date of sampling	TSPM $\mu\text{g}/\text{m}^3$
		<b>Method Reference</b>	IS 5182 (Part 23)	<b>Method Reference</b>	IS 5182 (Part 23)
FE-3	Haul Road	03/01/2023	581	17/01/2023	603
		06/01/2023	627	20/01/2023	682
		10/01/2023	593	24/01/2023	608
		13/01/2023	547	28/01/2023	539
<b>Average Value of FE-3</b>		<b>598</b>			
FE-4	Waste Dump Site	03/01/2023	352	17/01/2023	397
		06/01/2023	286	20/01/2023	316
		10/01/2023	309	24/01/2023	271
		13/01/2023	347	28/01/2023	329
<b>Average Value of FE-4</b>		<b>326</b>			
<b>MoEF &amp; CC Norms:</b>		<b>1200 <math>\mu\text{g}/\text{m}^3</math></b>			

**NOTES:** • Please see watermark "Original Test Report" to confirm the authenticity of this report. • Results shall be referred to tested sample(s) and applicable to tested parameters only. • Test report shall not be reproduced except in full without prior written approval of Anacon Labs.

**Remark:** - All Results are within Limit as per MoEF & CC Norms.

Verified by  
  
Gajendrasinha Desai  
(Technical Manager)

Authorized Signatory  
  
Dr. (Mrs.) S.D. Garway  
(Quality Manager)

-----End of Report-----





Test Report

**Fugitive Emission Monitoring Report-January-2023**

Report No.: AN/FE/TS-KIM/2023/4-9		Date: 31/01/2023	
Name and Address of Industry:-	M/s Katamati Iron Mine (M/s TATA Steel Limited)	W. O. No.	
		4700098928/962 22.03.2022	
Sample Description/Type	Fugitive Emission	Sample Ref. No.:-	ALPL/24012023/ENV-15/KIM/FE-1 to 5
Sample Drawn By:-	Mr. Sovan Giri	Sample Inward Date:-	16/01/2023 & 30/01/2023
Test Started On:-	16/01/2023 & 30/01/2023	Test Completed On:-	16/01/2023 & 31/01/2023
Sampling Procedure	ANtd/7.2/Mon-01		

Sl. No.	Location Name	Date of sampling	TSPM $\mu\text{g}/\text{m}^3$	Date of sampling	TSPM $\mu\text{g}/\text{m}^3$
Method Reference			IS 5182 (Part 23)	Method Reference	IS 5182 (Part 23)
FE-5	Mining Face (Near Drill)	03/01/2023	402	17/01/2023	381
		06/01/2023	373	20/01/2023	364
		10/01/2023	408	24/01/2023	397
		13/01/2023	386	28/01/2023	343
Average Value of FE-5		382			
MoEF & CC Norms:		1200 $\mu\text{g}/\text{m}^3$			

**NOTES:** • Please see watermark "Original Test Report" to confirm the authenticity of this report. • Results shall be referred to tested sample(s) and applicable to tested parameters only. • Test report shall not be reproduced except in full without prior written approval of Anacon Labs.

**Remark:** - All Results are within Limit as per MoEF & CC Norms.

Verified by  
  
Gajendrasinha Desai  
(Technical Manager)

Authorized Signatory  
  
Dr. (Mrs.) S.D. Garway  
(Quality Manager)

-----End of Report-----

Thanks for putting in your faith and trust in our services, We at Anacon Laboratories cherish our relationship. We put in a lot of hard work to ensure that you have a seamless experience at every step of our relationship. in order to ensure that your next experience will be significantly better, we welcome your feedback over email on feedback@anacon.in





# Anacon Laboratories Pvt. Ltd.

Anacon Laboratories Pvt. Ltd. Nagpur Lab

FP-34, 35, Food Park, Five Star Industrial Estate,

MIDC Butibori, Nagpur, Maharashtra, India - 441 122

+ 91 8045685558 Email : info@anacon.in

https://www.anaconlaboratories.com

## Test Report

### Fugitive Emission Monitoring Report-February-2023

Report No.: AN/FE/TS-KIM/2023/4-7		Date: 03/03/2023	
Name and Address of Industry:-	M/s Katamati Iron Mine (M/s TATA Steel Limited)	W. O. No.	
		4700098928/962 22.03.2022	
Sample Description/Type	Fugitive Emission	Sample Ref. No.	ALPL/20022023/ENV-31/KIM/FE-1 to 5
Sample Drawn By:-	Mr. Sovan Giri	Sample Inward Date:-	20/02/2023 & 02/03/2023
Test Started On:-	20/02/2023 & 02/03/2023	Test Completed On:-	20/02/2023 & 03/03/2023
Sampling Procedure	ANtd/7.2/Mon-01		

Sl. No.	Location Name	Date of sampling	TSPM $\mu\text{g}/\text{m}^3$	Date of sampling	TSPM ( $\mu\text{g}/\text{m}^3$ )
		<b>Method Reference</b>	IS 5182 (Part 23)	<b>Method Reference</b>	IS 5182 (Part 23)
FE-1	Crushing & Screening Plant	02/02/2023	457	16/02/2023	429
		06/02/2023	516	20/02/2023	473
		09/02/2023	403	23/02/2023	392
		13/02/2023	376	27/02/2023	416
Average Value of FE-1		433			
FE-2	Loading & Stacking	02/02/2023	468	16/02/2023	504
		06/02/2023	529	20/02/2023	417
		09/02/2023	473	23/02/2023	468
		13/02/2023	509	27/02/2023	481
Average Value of FE-2		481			
MoEF & CC Norms:		1200 $\mu\text{g}/\text{m}^3$			

**NOTES:** • Please see watermark "Original Test Report" to confirm the authenticity of this report. • Results shall be referred to tested sample(s) and applicable to tested parameters only. • Test report shall not be reproduced except in full without prior written approval of Anacon Labs.

**Remark:** - All Results are within Limit as per MoEF & CC Norms.

Verified by

Gajendrasinha Desai  
(Technical Manager)

Authorized Signatory

Dr. (Mrs.) S.D. Garway  
(Quality Manager)

-----End of Report-----

Thanks for putting in your faith and trust in our services, We at Anacon Laboratories cherish our relationship. We put in a lot of hard work to ensure that you have a seamless experience at every step of our relationship. In order to ensure that your next experience will be significantly better, we welcome your feedback over email on feedback@anacon.in





Test Report

**Fugitive Emission Monitoring Report-February-2023**

Report No.: AN/FE/TS-KIM/2023/4-8		Date: 03/03/2023	
Name and Address of Industry:-	M/s Katamati Iron Mine (M/s TATA Steel Limited)	W. O. No.	
		4700098928/962 22.03.2022	
Sample Description/Type	Fugitive Emission	Sample Ref. No.:-	ALPL/20022023/ENV-31/KIM/FE-1 to 5
Sample Drawn By:-	Mr. Sovan Giri	Sample Inward Date:-	20/02/2023 & 02/03/2023
Test Started On:-	20/02/2023 & 02/03/2023	Test Completed On:-	20/02/2023 & 03/03/2023
Sampling Procedure	ANtd/7.2/Mon-01		

Sl. No.	Location Name	Date of sampling	TSPM $\mu\text{g}/\text{m}^3$	Date of sampling	TSPM $\mu\text{g}/\text{m}^3$
		<b>Method Reference</b>	IS 5182 (Part 23)	<b>Method Reference</b>	IS 5182 (Part 23)
FE-3	Haul Road	03/02/2023	537	17/02/2023	492
		07/02/2023	604	21/02/2023	581
		10/02/2023	541	24/02/2023	476
		14/02/2023	529	28/02/2023	487
<b>Average Value of FE-3</b>		<b>531</b>			
FE-4	Waste Dump Site	03/02/2023	294	17/02/2023	316
		07/02/2023	376	21/02/2023	394
		10/02/2023	401	24/02/2023	387
		14/02/2023	346	28/02/2023	371
<b>Average Value of FE-4</b>		<b>361</b>			
<b>MoEF &amp; CC Norms:</b>		<b>1200 <math>\mu\text{g}/\text{m}^3</math></b>			

**NOTES:** • Please see watermark "Original Test Report" to confirm the authenticity of this report. • Results shall be referred to tested sample(s) and applicable to tested parameters only. • Test report shall not be reproduced except in full without prior written approval of Anacon Labs.

**Remark:** - All Results are within Limit as per MoEF & CC Norms.

Verified by

Gajendrasinha Desai  
(Technical Manager)

Authorized Signatory

Dr. (Mrs.) S.D. Garway  
(Quality Manager)

-----End of Report-----







**Anacon  
Laboratories Pvt. Ltd.**

**Anacon Laboratories Pvt. Ltd. Nagpur Lab**

FP-34, 35, Food Park, Five Star Industrial Estate,  
MIDC Butibori, Nagpur, Maharashtra, India - 441 122

+ 91 8045685558 Email : info@anacon.in

https://www.anaconlaboratories.com

Test Report

**Fugitive Emission Monitoring Report-February-2023**

Report No.: AN/FE/TS-KIM/2023/4-9		Date: 03/03/2023	
Name and Address of Industry:-	M/s Katamati Iron Mine (M/s TATA Steel Limited)	W. O. No.	
		4700098928/962 22.03.2022	
Sample Description/Type	Fugitive Emission	Sample Ref. No.:-	ALPL/20022023/ENV-31/KIM/FE-1 to 5
Sample Drawn By:-	Mr. Sovan Giri	Sample Inward Date:-	20/02/2023 & 02/03/2023
Test Started On:-	20/02/2023 & 02/03/2023	Test Completed On:-	20/02/2023 & 03/03/2023
Sampling Procedure	ANtd/7.2/Mon-01		

Sl. No.	Location Name	Date of sampling	TSPM $\mu\text{g}/\text{m}^3$	Date of sampling	TSPM $\mu\text{g}/\text{m}^3$
Method Reference			IS 5182 (Part 23)	Method Reference	IS 5182 (Part 23)
FE-5	Mining Face (Near Drill)	03/02/2023	428	17/02/2023	397
		07/02/2023	381	21/02/2023	376
		10/02/2023	402	24/02/2023	391
		14/02/2023	418	28/02/2023	407
Average Value of FE-5			400		
MoEF & CC Norms:			1200 $\mu\text{g}/\text{m}^3$		

NOTES: • Please see watermark "Original Test Report" to confirm the authenticity of this report. • Results shall be referred to tested sample(s) and applicable to tested parameters only. • Test report shall not be reproduced except in full without prior written approval of Anacon Labs.

**Remark:** - All Results are within Limit as per MoEF & CC Norms.

Verified by  
  
Gajendrasinha Desai  
(Technical Manager)

Authorized Signatory

Dr. (Mrs.) S.D. Garway  
(Quality Manager)

-----End of Report-----

Thanks for putting in your faith and trust in our services, We at Anacon Laboratories cherish our relationship. We put in a lot of hard work to ensure that you have a seamless experience at every step of our relationship. In order to ensure that your next experience will be significantly better, we welcome your feedback over email on feedback@anacon.in





Test Report

Fugitive Emission Monitoring Report-March-2023

Report No.: AN/FE/TS-KIM/2023/4-11		Date: 03/04/2023	
Name and Address of Industry:-	M/s Katamati Iron Mine (M/s TATA Steel Limited)	W. O. No.	
		4700098928/962 22.03.2022	
Sample Description/Type	Fugitive Emission	Sample Ref. No.	ALPL/21032023/ENV-65/KIM/FE-1 to 5
Sample Drawn By:-	Mr. Sovan Giri	Sample Inward Date:-	20/03/2023 & 31/03/2023
Test Started On:-	20/03/2023 & 31/03/2023	Test Completed On:-	21/03/2023 & 03/04/2023
Sampling Procedure	ANtd/7.2/Mon-01		

Sl. No.	Location Name	Date of sampling	TSPM $\mu\text{g}/\text{m}^3$	Date of sampling	TSPM $(\mu\text{g}/\text{m}^3)$
		Method Reference	IS 5182 (Part 23)	Method Reference	IS 5182 (Part 23)
FE-1	Crushing & Screening Plant	02/03/2023	503	16/03/2023	472
		06/03/2023	481	20/03/2023	509
		09/03/2023	427	23/03/2023	382
		13/03/2023	506	27/03/2023	493
Average Value of FE-1		472			
FE-2	Loading & Stacking	02/03/2023	392	16/03/2023	416
		06/03/2023	464	20/03/2023	507
		09/03/2023	383	23/03/2023	419
		13/03/2023	427	27/03/2023	396
Average Value of FE-2		426			
MoEF & CC Norms:		1200 $\mu\text{g}/\text{m}^3$			

NOTES: • Please see watermark "Original Test Report" to confirm the authenticity of this report. • Results shall be referred to tested sample(s) and applicable to tested parameters only. • Test report shall not be reproduced except in full without prior written approval of Anacon Labs.

Remark: - All Results are within Limit as per MoEF & CC Norms.

Verified by

Gajendrasinha Desai  
(Technical Manager)

Authorized Signatory

Dr. (Mrs.) S.D. Garway  
(Quality Manager)

-----End of Report-----





Test Report

**Fugitive Emission Monitoring Report-March-2023**

Report No.: AN/FE/TS-KIM/2023/4-12		Date: 03/04/2023	
Name and Address of Industry:-	M/s Katamati Iron Mine (M/s TATA Steel Limited)	W. O. No.	
		4700098928/962 22.03.2022	
Sample Description/Type	Fugitive Emission	Sample Ref. No.:-	ALPL/21032023/ENV-65/KIM/FE-1 to 5
Sample Drawn By:-	Mr. Sovan Giri	Sample Inward Date:-	20/03/2023 & 31/03/2023
Test Started On:-	20/03/2023 & 31/03/2023	Test Completed On:-	21/03/2023 & 03/04/2023
Sampling Procedure	ANtd/7.2/Mon-01		

Sl. No.	Location Name	Date of sampling	TSPM $\mu\text{g}/\text{m}^3$	Date of sampling	TSPM $\mu\text{g}/\text{m}^3$
		Method Reference	IS 5182 (Part 23)	Method Reference	IS 5182 (Part 23)
FE-3	Haul Road	03/03/2023	524	17/03/2023	482
		07/03/2023	493	21/03/2023	504
		10/03/2023	471	24/03/2023	468
		14/03/2023	503	28/03/2023	492
Average Value of FE-3		492			
FE-4	Waste Dump Site	03/03/2023	304	17/03/2023	292
		07/03/2023	287	21/03/2023	316
		10/03/2023	394	24/03/2023	416
		14/03/2023	428	28/03/2023	397
Average Value of FE-4		354			
MoEF & CC Norms:		1200 $\mu\text{g}/\text{m}^3$			

**NOTES:** • Please see watermark "Original Test Report" to confirm the authenticity of this report. • Results shall be referred to tested sample(s) and applicable to tested parameters only. • Test report shall not be reproduced except in full without prior written approval of Anacon Labs.

**Remark:** - All Results are within Limit as per MoEF & CC Norms.

Verified by  
  
Gajendrasinha Desai  
(Technical Manager)

Authorized Signatory  
  
Dr. (Mrs.) S.D. Garway  
(Quality Manager)

-----End of Report-----

Thanks for putting in your faith and trust in our services, We at Anacon Laboratories cherish our relationship. We put in a lot of hard work to ensure that you have a seamless experience at every step of our relationship. In order to ensure that your next experience will be significantly better, we welcome your feedback over email on feedback@anacon.in





Test Report

**Fugitive Emission Monitoring Report-March-2023**

Report No.: AN/FE/TS-KIM/2023/4-13		Date: 03/04/2023	
Name and Address of Industry:-	M/s Katamati Iron Mine (M/s TATA Steel Limited)	W. O. No.	
		4700098928/962 22.03.2022	
Sample Description/Type	Fugitive Emission	Sample Ref. No.:-	ALPL/21032023/ENV-65/KIM/FE-1 to 5
Sample Drawn By:-	Mr. Sovan Giri	Sample Inward Date:-	20/03/2023 & 31/03/2023
Test Started On:-	20/03/2023 & 31/03/2023	Test Completed On:-	21/03/2023 & 03/04/2023
Sampling Procedure	ANtd/7.2/Mon-01		

Sl. No.	Location Name	Date of sampling	TSPM $\mu\text{g}/\text{m}^3$	Date of sampling	TSPM $\mu\text{g}/\text{m}^3$
		Method Reference		IS 5182 (Part 23)	Method Reference IS 5182 (Part 23)
FE-5	Mining Face (Near Drill)	03/03/2023	352	17/03/2023	397
		07/03/2023	297	21/03/2023	318
		10/03/2023	396	24/03/2023	416
		14/03/2023	402	28/03/2023	382
Average Value of FE-5		370			
MoEF & CC Norms:		1200 $\mu\text{g}/\text{m}^3$			

**NOTES:** • Please see watermark "Original Test Report" to confirm the authenticity of this report. • Results shall be referred to tested sample(s) and applicable to tested parameters only. • Test report shall not be reproduced except in full without prior written approval of Anacon Labs.

**Remark:** - All Results are within Limit as per MoEF & CC Norms.

Verified by  
  
Gajendrasinha Desai  
(Technical Manager)

Authorized Signatory  
  
Dr. (Mrs.) S.D. Garway  
(Quality Manager)

-----End of Report-----

Thanks for putting in your faith and trust in our services, We at Anacon Laboratories cherish our relationship. We put in a lot of hard work to ensure that you have a seamless experience at every step of our relationship. In order to ensure that your next experience will be significantly better, we welcome your feedback over email on feedback@anacon.in





Test Report

**Noise Monitoring Report-October-2022**

Report No.: AN/NE/TS-KIM/2022/4-10		Date: 31/10/2022
Name and Address of Industry:-	M/s Katamati Iron Mines (M/s TATA Steel Limited)	W. O. No.
		4700098928/962 22.03.2022
Sample Description/Type	Noise Monitoring	Sample Ref. No.:- ALPL/21102022/ENV- 170/KIM/NE-1 to 6
Sample Drawn By:-	Mr. K. Pandey	Data Inward Date:- 27/10/2022
Sampling Procedure	ANtd/7.2/Mon-01	Sampling Method IS 9989:1981(R2001)

Sampling Date: 17/10/2022 to 21/10/2022.

Sl. No.	Location Name	Results dB(A)	
		Day Time (6:00 am to 10:00pm)	Night Time (10:00 pm to 06:00am)
NE-1	Hospital Premises	48.7	39.2
NE-2	Training Centre	59.3	45.8
NE-3	Township	62.1	54.6
NE-4	Chief Office	61.8	51.3
NE-5	Mining Area	71.3	62.8
NE-6	Plant Area	73.4	63.1
Norms:	Industrial Area	75.0	70.0
	Commercial Area	65.0	55.0
	Residential Area	55.0	45.0

NOTES: • Please see watermark "Original Test Report" to confirm the authenticity of this report. • Results shall be referred to tested sample(s) and applicable to tested parameters only. • Test report shall not be reproduced except in full without prior written approval of Anacon Labs.

**Remark:** - All Results are within Limit as per CPCB Standards.

Verified by  
  
Gajendra Desai  
(Technical Manager)

Authorized Signatory  
  
Dr. (Mrs.) S.D. Garway  
(Quality Manager)

-----End of Report-----





Test Report

**Noise Monitoring Report-November-2022**

<b>Report No.:</b> AN/NE/TS-KIM/2022/4-10		<b>Date:</b> 30/11/2022	
<b>Name and Address of Industry:-</b>	<b>M/s Katamati Iron Mines (M/s TATA Steel Limited)</b>	<b>W. O. No.</b>	
		4700098928/962 22.03.2022	
<b>Sample Description/Type</b>	<b>Noise Monitoring</b>	<b>Sample Ref. No.:-</b>	ALPL/28112022/ENV-193/KIM/NE-1 to 6
<b>Sample Drawn By:-</b>	<b>Mr. K. Pandey</b>	<b>Data Inward Date:-</b>	28/11/2022
<b>Sampling Procedure</b>	ANtd/7.2/Mon-01	<b>Sampling Method</b>	IS 9989:1981(R2001)

**Sampling Date:** 21/11/2022 to 25/11/2022.

Sl. No.	Location Name	Results dB(A)	
		Day Time (6:00 am to 10:00pm)	Night Time (10:00 pm to 06:00am)
NE-1	Hospital Premises	47.6	38.2
NE-2	Training Centre	56.2	43.9
NE-3	Township	61.7	54.3
NE-4	Chief Office	64.1	56.7
NE-5	Mining Area	71.6	62.4
NE-6	Plant Area	72.9	58.3
Norms:	Industrial Area	75.0	70.0
	Commercial Area	65.0	55.0
	Residential Area	55.0	45.0

**NOTES:** ● Please see watermark "Original Test Report" to confirm the authenticity of this report. ● Results shall be referred to tested sample(s) and applicable to tested parameters only. ● Test report shall not be reproduced except in full without prior written approval of Anacon Labs.

**Remark:** - All Results are within Limit as per CPCB Standards.

Verified by  
  
Gajendrasinha Desai  
(Technical Manager)

Authorized Signatory  
  
Dr. (Mrs.) S.D. Garway  
(Quality Manager)

-----End of Report-----





Noise Monitoring Report-December 2022

Report No.: AN/NE/TS-KIM/2022/4-14		Date: 31/12/2022	
Name and Address of Industry:-	M/s Katamati Iron Mines (M/s TATA Steel Limited)	W. O. No.	
		4700098928/962 22.03.2022	
Sample Description/Type	Noise Monitoring	Sample Ref. No.:-	ALPL/24122022/ENV-209/KIM/NE-1 to 6
Sample Drawn By:-	Mr. K. Pandey	Data Inward Date:-	26/12/2022
Sampling Procedure	ANtd/7.2/Mon-01	Sampling Method	IS 9989:1981(R2001)

Sampling Date: 19/12/2022 to 23/12/2022.

Sl. No.	Location Name	Results dB(A)	
		Day Time (6:00 am to 10:00pm)	Night Time (10:00 pm to 06:00am)
NE-1	Hospital Premises	48.1	37.9
NE-2	Training Centre	57.6	46.1
NE-3	Township	62.8	54.7
NE-4	Chief Office	68.3	53.2
NE-5	Mining Area	72.6	64.7
NE-6	Plant Area	71.2	61.1
Norms:	Industrial Area	75.0	70.0
	Commercial Area	65.0	55.0
	Residential Area	55.0	45.0

NOTES: ● Please see watermark "Original Test Report" to confirm the authenticity of this report. ● Results shall be referred to tested sample(s) and applicable to tested parameters only. ● Test report shall not be reproduced except in full without prior written approval of Anacon Labs.

**Remark:** - All Results are within Limit as per CPCB Standards.

Verified by  
  
Gajendrasinha Desai  
(Technical Manager)

Authorized Signatory

Dr. (Mrs.) S.D. Garway  
(Quality Manager)

-----End of Report-----





Test Report

**Noise Monitoring Report-January-2023**

Report No.: AN/NE/TS-KIM/2023/4-10		Date: 31/01/2023
Name and Address of Industry:-	M/s Katamati Iron Mines (M/s TATA Steel Limited)	W. O. No.
		4700098928/962 22.03.2022
Sample Description/Type	Noise Monitoring	Sample Ref. No.:- ALPL/24012023/ENV-15/KIM/NE-1 to 6
Sample Drawn By:-	Mr. Sovan Giri	Data Inward Date:- 23/01/2023
Sampling Procedure	ANtd/7.2/Mon-01	Sampling Method IS 9989:1981(R2001)

Sampling Date: 16/01/2023 to 20/01/2023.

Sl. No.	Location Name	Results dB(A)	
		Day Time (6:00 am to 10:00pm)	Night Time (10:00 pm to 06:00am)
NE-1	Hospital Premises	46.3	38.1
NE-2	Training Centre	58.1	47.2
NE-3	Township	64.7	51.9
NE-4	Chief Office	67.3	54.8
NE-5	Mining Area	71.1	61.3
NE-6	Plant Area	72.8	64.7
Norms:	Industrial Area	75.0	70.0
	Commercial Area	65.0	55.0
	Residential Area	55.0	45.0

**NOTES:** • Please see watermark "Original Test Report" to confirm the authenticity of this report. • Results shall be referred to tested sample(s) and applicable to tested parameters only. • Test report shall not be reproduced except in full without prior written approval of Anacon Labs.

**Remark:** - All Results are within Limit as per CPCB Standards.

Verified by  
  
Gajendrasinha Desai  
(Technical Manager)

Authorized Signatory  
  
Dr. (Mrs.) S.D. Garway  
(Quality Manager)

-----End of Report-----







Test Report

**Noise Monitoring Report-February-2023**

Report No.: AN/NE/TS-KIM/2023/4-10		Date: 28/02/2023
Name and Address of Industry:-	M/s Katamati Iron Mines (M/s TATA Steel Limited)	W. O. No.
		4700098928/962 22.03.2022
Sample Description/Type	Noise Monitoring	Sample Ref. No.:- ALPL/20022023/ENV-31/KIM/NE-1 to 6
Sample Drawn By:-	Mr. Sovan Giri	Data Inward Date:- 20/02/2023
Sampling Procedure	ANtd/7.2/Mon-01	Sampling Method IS 9989:1981(R2001)

Sampling Date: 13/02/2023 to 17/02/2023.

Sl. No.	Location Name	Results dB(A)	
		Day Time (6:00 am to 10:00pm)	Night Time (10:00 pm to 06:00am)
NE-1	Hospital Premises	46.9	37.1
NE-2	Training Centre	57.2	48.3
NE-3	Township	61.1	52.8
NE-4	Chief Office	64.9	53.6
NE-5	Mining Area	73.2	64.7
NE-6	Plant Area	71.8	62.4
Norms:	Industrial Area	75.0	70.0
	Commercial Area	65.0	55.0
	Residential Area	55.0	45.0


**NOTES:** • Please see watermark "Original Test Report" to confirm the authenticity of this report. • Results shall be referred to tested sample(s) and applicable to tested parameters only. • Test report shall not be reproduced except in full without prior written approval of Anacon Labs.

**Remark:** - All Results are within Limit as per CPCB Standards.

Verified by  
  
Gajendrasinha Desai  
(Technical Manager)

Authorized Signatory  
  
Dr. (Mrs.) S.D. Garway  
(Quality Manager)

-----End of Report-----





Test Report

**Noise Monitoring Report-March-2023**

Report No.: AN/NE/TS-KIM/2023/4-14		Date: 31/03/2023	
Name and Address of Industry:-	M/s Katamati Iron Mines (M/s TATA Steel Limited)	W. O. No.	
		4700098928/962 22.03.2022	
Sample Description/Type	Noise Monitoring	Sample Ref. No.:-	ALPL/21032023/ENV-65/KIM/NE-1 to 6
Sample Drawn By:-	Mr. Sovan Giri	Data Inward Date:-	21/03/2023
Sampling Procedure	ANtd/7.2/Mon-01	Sampling Method	IS 9989:1981(R2001)

Sampling Date: 13/03/2023 to 17/03/2023.

Sl. No.	Location Name	Results dB(A)	
		Day Time (6:00 am to 10:00pm)	Night Time (10:00 pm to 06:00am)
NE-1	Hospital Premises	47.1	38.3
NE-2	Training Centre	61.7	52.9
NE-3	Township	64.2	54.1
NE-4	Chief Office	68.1	56.2
NE-5	Mining Area	71.6	62.8
NE-6	Plant Area	72.9	64.7
Norms:	Industrial Area	75.0	70.0
	Commercial Area	65.0	55.0
	Residential Area	55.0	45.0

**NOTES:** • Please see watermark "Original Test Report" to confirm the authenticity of this report. • Results shall be referred to tested sample(s) and applicable to tested parameters only. • Test report shall not be reproduced except in full without prior written approval of Anacon Labs.

**Remark:** - All Results are within Limit as per CPCB Standards.

Verified by

Gajendrasinha Desai  
(Technical Manager)

Authorized Signatory

Dr. (Mrs.) S.D. Garway  
(Quality Manager)

-----End of Report-----





Test Report

Test Report No. : ALPL/31102022/4-14

dated 31/10/2022

Page 1 of 1

<b>Issued To :</b> M/s Katamati Iron Mines (M/s TATA Steel Limited)		<b>Sample Inward No.</b> ALPL/21102022/ENV-170-3&4	<b>Analysis Start</b> 18/10/2022
		<b>Inward Date</b> 17/10/2022	<b>Analysis End</b> 27/10/2022
		<b>Reference</b> W.O.- 4700098928/962	<b>Report Issue Date</b> 31/10/2022
		<b>Reference Date</b> 22.03.2022	<b>Sample Category</b> Water
<b>Sample Name</b> Surface Water	<b>Sample Source</b> 1. Jojo Nallah Upstream 2. Jojo Nallah Downstream	<b>Sample Particulars</b> Sample Code-SW-3 & 4	<b>Sample Condition</b> Sealed & Ice Preserved
			<b>Quantity Received</b> 2.0 Ltr & 250 ml
<b>Sample Collected By</b> Anacon Representative Mr. K. Pandey		<b>Sampling Date</b> 15/10/2022	<b>Sampling Time</b> 11.30 am to 2.10 pm
<b>Sampling Location</b> 1. Jojo Nallah Upstream (SW-3) 2. Jojo Nallah Downstream (SW-4)			

**TEST RESULTS**

S.N.	Test Parameter	Measurement Unit	Test Method	Standards as per IS 2296:1992 Class C	Test Result	
					SW-3	SW-4
<b>I Biological Testing 1.Water</b>						
1	Total Coliform	MPN/100ml	IS 1622 : 1981	5000	BDL(DL-2)	BDL(DL-2)
<b>II Chemical Testing 1.Water</b>						
2	pH value	-	IS 3025 (Part 11) : 2022	6.0 to 9.0	6.47 at 25°C	6.68 at 25°C
3	Colour	Hazen units	IS 3025 (Part 4) : 2021	300	1	1
4	Dissolved Oxygen	mg/l	IS 3025 (Part 38) : 1989	4.0	6.5	6.4
5	Total Suspended Solid (as TSS)	mg/l	IS 3025 (Part 17) : 2022	--	BDL(DL-10)	BDL(DL-10)
6	BOD (3 days at 27°C)	mg/l	IS 3025 (Part 44) : 1993	3.0	2.93	2.71
7	Chemical oxygen demand	mg/l	IS 3025 (Part 58) : 2006	--	8.7	8.1
8	Total Dissolved Solids (TDS)	mg/l	IS 3025 (Part 16) : 1984	1500	316	287
9	Copper (as Cu)	mg/l	IS 3025 (Part 2) : 2019	1.5	BDL(DL-0.05)	BDL(DL-0.05)
10	Chloride (as Cl)	mg/l	IS 3025 (Part 32) : 1988	600	31.52	29.57
11	Sulphate (as SO <sub>4</sub> )	mg/l	IS 3025 (Part 24) : 2022	400	16.31	14.93
12	Nitrate (as NO <sub>3</sub> )	mg/l	IS 3025 (Part 34) : 1988	50	6.26	5.81
13	Fluoride (as F)	mg/l	IS 3025 (Part 60) : 2008	1.5	BDL(DL-0.1)	BDL(DL-0.1)
14	Cyanide (as CN)	mg/l	IS 3025 (Part 27) : 1986	0.05	BDL(DL-0.005)	BDL(DL-0.005)
15	Phenolic compounds (as C <sub>6</sub> H <sub>5</sub> OH)	mg/l	IS 3025 (Part 43) : 1001	0.005	BDL(DL-0.001)	BDL(DL-0.001)
16	Anionic Detergent	mg/l	IS 13428 : 2005 Annex K	1.0	BDL(DL-0.01)	BDL(DL-0.01)
<b>Chemical Testing 2. Residues In Water</b>						
17	Iron (as Fe)	mg/l	IS 3025 (Part 2) : 2019	0.5	0.28	0.26
18	Cadmium (as Cd)	mg/l	IS 3025 (Part 41) : 1992	0.01	BDL(DL-0.001)	BDL(DL-0.001)
19	Selenium (as Se)	mg/l	IS 3025 (Part 2) : 2019	0.05	BDL(DL-0.001)	BDL(DL-0.001)
20	Arsenic (as As)	mg/l	IS 3025 (Part 37) : 1988	0.2	BDL(DL-0.01)	BDL(DL-0.01)
21	Lead (as Pb)	mg/l	IS 3025 (Part 47) : 2003	0.1	BDL(DL-0.001)	BDL(DL-0.001)
22	Zinc (as Zn)	mg/l	IS 3025 (Part 2) : 2019	15	BDL(DL-0.1)	BDL(DL-0.1)
23	Hexa Chromium (as Cr <sup>VI</sup> )	mg/l	IS 3025 (Part 2) : 2019	1.0	BDL(DL-0.03)	BDL(DL-0.03)
24	Mercury (as Hg)	mg/l	IS : 3025 (Part 48) : 1994	--	BDL(DL-0.0005)	BDL(DL-0.0005)
25	Manganese (as Mn)	mg/l	IS 3025 (Part 2) : 2019	--	BDL(DL-0.05)	BDL(DL-0.05)

**NOTES:** • Please see watermark "Original Test Report" to confirm the authenticity of this report. • Results shall be referred to tested sample(s) and applicable to tested parameters only.  
 • Test report shall not be reproduced except in full without prior written approval of Anacon Labs. • Liability of Anacon Labs is limited to invoiced amount only. • Non-perishable and perishable sample(s) shall be disposed off after 30 days and 15 days respectively from the date of issue of Test Report, unless specified otherwise. • 'mg/l' is equivalent to 'ppm'. • BDL-Below detection limit • DL- Indicates detection limit of instrument/method and shall be considered as 'absent'.

**REMARKS :** As requested by the client, sample was tested for above parameters only.

Verified By  
  
 Shashikant Satdeve  
 Sr. Chemist

Gajendra Desai  
 Technical Manager

Authorized Signatories  
  
 Pooja Kathape  
 Technical Manager

Dr. (Mrs.) S.D. Garwade  
 Quality Manager

---End of Report---

Thanks for putting in your faith and trust in our services, We at Anacon Laboratories cherish our relationship. We put in a lot of hard work to ensure that you have a seamless experience at every step of our relationship. In order to ensure that your next experience will be significantly better, we welcome your feedback over email on feedback@anacon.in





Test Report

Test Report No. : ALPL/30112022/4-20

dated 30/11/2022

Page 1 of 1

<b>Issued To :</b> M/s Katamati Iron Mines (M/s TATA Steel Limited)		<b>Sample Inward No.</b> AJ.PL/28112022/ENV-193-3&4	<b>Analysis Start</b> 24/11/2022
		<b>Inward Date</b> 23/11/2022	<b>Analysis End</b> 30/11/2022
		<b>Reference</b> W.O.- 4700098928/962	<b>Report Issue Date</b> 30/11/2022
		<b>Reference Date</b> 22.03.2022	<b>Sample Category</b> Water
<b>Sample Name</b> Surface Water	<b>Sample Source</b> 1. Jojo Nallah Upstream 2. Jojo Nallah Downstream	<b>Sample Particulars</b> Sample Code-SW-3 & 4	<b>Sample Condition</b> Scaled & Ice Preserved
			<b>Quantity Received</b> 2.0 Ltr & 250 ml
<b>Sample Collected By</b> Anacon Representative Mr. K. Pandey		<b>Sampling Date</b> 19/11/2022	<b>Sampling Time</b> 3.10 pm to 3.35 pm
		<b>Sampling Location</b> 1. Jojo Nallah Upstream (SW-3) 2. Jojo Nallah Downstream (SW-4)	

**TEST RESULTS**

S.N.	Test Parameter	Measurement Unit	Test Method	Standards as per IS 2296:1992 Class C	Test Result	
					SW-3	SW-4
<b>I Biological Testing 1.Water</b>						
1	Total Coliform	MPN/100ml	IS 1622 : 1981	5000	BDL(DL-2)	BDL(DL-2)
<b>II Chemical Testing 1.Water</b>						
2	pH value	-	IS 3025 (Part 11) : 2022	6.0 to 9.0	6.87 at 25°C	7.16 at 25°C
3	Colour	Hazen units	IS 3025 (Part 4) : 2021	300	1	1
4	Dissolved Oxygen	mg/l	IS 3025 (Part 38) : 1989	4.0	6.4	6.5
5	Total Suspended Solid (as TSS)	mg/l	IS 3025 (Part 17) : 2022	--	BDL(DL-10)	BDL(DL-10)
6	BOD (3 days at 27°C)	mg/l	IS 3025 (Part 44) : 1993	3.0	2.87	2.64
7	Chemical oxygen demand	mg/l	IS 3025 (Part 58) : 2006	--	9.3	7.6
8	Total Dissolved Solids (TDS)	mg/l	IS 3025 (Part 16) : 1984	1500	286	291
9	Copper (as Cu)	mg/l	IS 3025 (Part 2) : 2019	1.5	BDL(DL-0.05)	BDL(DL-0.05)
10	Chloride (as Cl)	mg/l	IS 3025 (Part 2) : 1988	600	26.43	31.62
11	Sulphate (as SO <sub>4</sub> )	mg/l	IS 3025 (Part 24) : 2022	400	12.84	9.27
12	Nitrate (as NO <sub>3</sub> )	mg/l	IS 3025 (Part 34) : 1988	50	8.29	6.13
13	Fluoride (as F)	mg/l	IS 3025 (Part 60) : 2008	1.5	BDL(DL-0.1)	BDL(DL-0.1)
14	Cyanide (as CN)	mg/l	IS 3025 (Part 27) : 1986	0.05	BDL(DL-0.005)	BDL(DL-0.005)
15	Phenolic compounds (as C <sub>6</sub> H <sub>5</sub> OH)	mg/l	IS 3025 (Part 43) : 1001	0.005	BDL(DL-0.001)	BDL(DL-0.001)
16	Anionic Detergent	mg/l	IS 13428 : 2005 Annex K	1.0	BDL(DL-0.01)	BDL(DL-0.01)
<b>Chemical Testing 2. Residues In Water</b>						
17	Iron (as Fe)	mg/l	IS 3025 (Part 2) : 2019	0.5	0.31	0.28
18	Cadmium (as Cd)	mg/l	IS 3025 (Part 41) : 1992	0.01	BDL(DL-0.001)	BDL(DL-0.001)
19	Selenium (as Se)	mg/l	IS 3025 (Part 2) : 2019	0.05	BDL(DL-0.001)	BDL(DL-0.001)
20	Arsenic (as As)	mg/l	IS 3025 (Part 37) : 1988	0.2	BDL(DL-0.01)	BDL(DL-0.01)
21	Lead (as Pb)	mg/l	IS 3025 (Part 47) : 2003	0.1	BDL(DL-0.001)	BDL(DL-0.001)
22	Zinc (as Zn)	mg/l	IS 3025 (Part 2) : 2019	15	BDL(DL-0.1)	BDL(DL-0.1)
23	Hexa Chromium (as Cr <sup>6+</sup> )	mg/l	IS 3025 (Part 2) : 2019	1.0	BDL(DL-0.03)	BDL(DL-0.03)
24	Mercury (as Hg)	mg/l	IS : 3025 (Part 48) : 1994	--	BDL(DL-0.0005)	BDL(DL-0.0005)
25	Manganese (as Mn)	mg/l	IS 3025 (Part 2) : 2019	--	BDL(DL-0.05)	BDL(DL-0.05)

**NOTES:** • Please see watermark "Original Test Report" to confirm the authenticity of this report. • Results shall be referred to tested sample(s) and applicable to tested parameters only. • Test report shall not be reproduced except in full without prior written approval of Anacon Labs. • Liability of Anacon Labs is limited to invoiced amount only. • Non-perishable and perishable sample(s) shall be disposed off after 30 days and 15 days respectively from the date of issue of Test Report, unless specified otherwise. • "mg/l" is equivalent to "ppm". • BDL- Below detection limit • DL- Indicates detection limit of instrument/method and shall be considered as "absent".

**REMARKS :** As requested by the client, sample was tested for above parameters only.

Verified By

Mangesh Pande  
Technical Manager

Gajendrasinha Desai  
Technical Manager

Authorized Signatories

Pooja Kathane  
Technical Manager

Dr. (Mrs.) S.D. Chaudhary  
Quality Manager

-----End of Report-----

Thanks for putting in your faith and trust in our services, We at Anacon Laboratories cherish our relationship. We put in a lot of hard work to ensure that you have a seamless experience at every step of our relationship. In order to ensure that your next experience will be significantly better, we welcome your feedback over email on [feedback@anacon.in](mailto:feedback@anacon.in)





*Test Report*

Test Report No. : ALPL/31122022/4-19

dated 31/12/2022

Page 1 of 1

<b>Issued To :</b> M/s Katamati Iron Mines (M/s TATA Steel Limited)		<b>Sample Inward No.</b> ALPL/24122022/ENV-209-3&4	<b>Analysis Start</b> 23/12/2022
<b>Sample Name</b> Surface Water		<b>Inward Date</b> 22/12/2022	<b>Analysis End</b> 31/12/2022
<b>Sample Source</b> 1. Jojo Nallah Upstream 2. Jojo Nallah Downstream		<b>Reference</b> W.O.- 470009828/962	<b>Report Issue Date</b> 31/12/2022
<b>Sample Collected By</b> Anacon Representative Mr. K. Pandey		<b>Reference Date</b> 22.03.2022	<b>Sample Category</b> Water
<b>Sample Particulars</b> Sample Code-SW-3 & 4		<b>Sample Condition</b> Sealed & Ice Preserved	<b>Quantity Received</b> 2.0 Lit & 250 ml
<b>Sampling Date</b> 19/12/2022		<b>Sampling Time</b> 4.10 pm to 4.25 pm	<b>Sampling Location</b> 1. Jojo Nallah Upstream (SW-3) 2. Jojo Nallah Downstream (SW-4)

**TEST RESULTS**

S.N.	Test Parameter	Measurement Unit	Test Method	Standards as per IS 2296:1992 Class C	Test Result	
					SW-3	SW-4
<b>I Biological Testing 1.Water</b>						
1	Total Coliform	MPN/100ml	IS 1622 : 1981	5000	BDL(DL-2)	BDL(DL-2)
<b>II Chemical Testing 1.Water</b>						
2	pH value	-	IS 3025 (Part 11) : 2022	6.0 to 9.0	6.83 at 25°C	7.21 at 25°C
3	Colour	Hazen units	IS 3025 (Part 4) : 2021	300	1	1
4	Dissolved Oxygen	mg/l	IS 3025 (Part 38) :1989	4.0	6.7	6.4
5	Total Suspended Solid (as TSS)	mg/l	IS 3025 (Part 17) :2022	--	BDL(DL-10)	BDL(DL-10)
6	BOD (3 days at 27°C)	mg/l	IS 3025 (Part 44) :1993	3.0	2.91	2.76
7	Chemical oxygen demand	mg/l	IS 3025 (Part 58) :2006	--	8.4	6.1
8	Total Dissolved Solids (TDS)	mg/l	IS 3025 (Part 16) : 1984	1500	293	257
9	Copper (as Cu)	mg/l	IS 3025 (Part 2) : 2019	1.5	BDL(DL-0.05)	BDL(DL-0.05)
10	Chloride (as Cl)	mg/l	IS 3025 (Part 32) :1988	600	28.41	32.96
11	Sulphate (as SO <sub>4</sub> )	mg/l	IS 3025 (Part 24) : 2022	400	13.68	9.52
12	Nitrate (as NO <sub>3</sub> )	mg/l	IS 3025 (Part 34) : 1988	50	7.42	6.94
13	Fluoride (as F)	mg/l	IS 3025 (Part 60) : 2008	1.5	BDL(DL-0.1)	BDL(DL-0.1)
14	Cyanide (as CN)	mg/l	IS 3025 (Part 27) : 1986	0.05	BDL(DL-0.005)	BDL(DL-0.005)
15	Phenolic compounds (as C <sub>6</sub> H <sub>5</sub> OH)	mg/l	IS 3025 (Part 43) :1001	0.005	BDL(DL-0.001)	BDL(DL-0.001)
16	Anionic Detergent	mg/l	IS 13428 : 2005 Annex K	1.0	BDL(DL-0.01)	BDL(DL-0.01)
<b>Chemical Testing 2. Residues In Water</b>						
17	Iron (as Fe)	mg/l	IS 3025 (Part 2) : 2019	0.5	0.34	0.27
18	Cadmium (as Cd)	mg/l	IS 3025 (Part 41) : 1992	0.01	BDL(DL-0.1)	BDL(DL-0.1)
19	Selenium (as Se)	mg/l	IS 3025 (Part 56) : 2003	0.05	BDL(DL-0.1)	BDL(DL-0.1)
20	Arsenic (as As)	mg/l	IS 3025 (Part 37) : 2022	0.2	BDL(DL-0.05)	BDL(DL-0.05)
21	Lead (as Pb)	mg/l	IS 3025 (Part 47) : 2003	0.1	BDL(DL-0.1)	BDL(DL-0.1)
22	Zinc (as Zn)	mg/l	IS 3025 (Part 2) : 2019	15	BDL(DL-0.1)	BDL(DL-0.1)
23	Hexa Chromium (as Cr <sup>6+</sup> )	mg/l	IS 3025 (Part 2) :2019	0.05	BDL(DL-0.1)	BDL(DL-0.1)
24	Mercury (as Hg)	mg/l	IS : 3025 (Part 48) : 1994	--	BDL(DL-0.01)	BDL(DL-0.01)
25	Manganese (as Mn)	mg/l	IS 3025 (Part 2) : 2019	--	BDL(DL-0.1)	BDL(DL-0.1)

**NOTES:** • Please see watermark "Original Test Report" to confirm the authenticity of this report. • Results shall be referred to tested sample(s) and applicable to tested parameters only. • Test report shall not be reproduced except in full without prior written approval of Anacon Labs. • Liability of Anacon Labs is limited to invoiced amount only. • Non-perishable and perishable sample(s) shall be disposed off after 30 days and 15 days respectively from the date of issue of Test Report, unless specified otherwise. • "mg/l" is equivalent to "ppm". • BDL- Below detection limit • DL- Indicates detection limit of instrument/method and shall be considered as 'absent'.

**REMARKS :** As requested by the client, sample was tested for above parameters only.

Verified By

Mungesh Fande  
Technical Manager

Gajendrasinha Desai  
Technical Manager

Authorized Signatories

Pooja Kathane  
Technical Manager

Dr. (Mrs.) S.D. Garway  
Quality Manager

—End of Report—

Thanks for putting in your faith and trust in our services. We at Anacon Laboratories cherish our relationship. We put in a lot of hard work to ensure that you have a seamless experience at every step of our relationship. In order to ensure that your next experience will be significantly better, we welcome your feedback over email on [feedback@anacon.in](mailto:feedback@anacon.in)





Test Report

Test Report No. : ALPL/31012023/4-14

dated 31/01/2023

Page 1 of 1

<b>Issued To :</b> M/s Katamati Iron Mines (M/s TATA Steel Limited)		<b>Sample Inward No.</b> ALPL/24012023/ENV-15-3&4	<b>Analysis Start</b> 25/01/2023
		<b>Inward Date</b> 24/01/2023	<b>Analysis End</b> 31/01/2023
		<b>Reference</b> W.O.- 4700098928/962	<b>Report Issue Date</b> 31/01/2023
		<b>Reference Date</b> 22.03.2022	<b>Sample Category</b> Water
<b>Sample Name</b> Surface Water	<b>Sample Source</b> 1. Jojo Nallah Upstream 2. Jojo Nallah Downstream	<b>Sample Particulars</b> Sample Code-SW-3 & 4	<b>Sample Condition</b> Sealed & Ice Preserved
			<b>Quantity Received</b> 2.0 Ltr & 250 ml
<b>Sample Collected By</b> Anacon Representative Mr. Sovan Giri		<b>Sampling Date</b> 18/01/2023	<b>Sampling Time</b> 3.20 pm to 3.40 pm
		<b>Sampling Location</b> 1. Jojo Nallah Upstream (SW-3) 2. Jojo Nallah Downstream (SW-4)	

**TEST RESULTS**

S.N.	Test Parameter	Measurement Unit	Test Method	Standards as per IS 2296:1992 Class C	Test Result	
					SW-3	SW-4
<b>I Biological Testing 1.Water</b>						
1	Total Coliform	MPN/100ml	IS 1622 : 1981	5000	BDL(DL-2)	BDL(DL-2)
<b>II Chemical Testing 1.Water</b>						
2	pH value	-	IS 3025 (Part 11) : 2022	6.0 to 9.0	6.81 at 25°C	7.14at 25°C
3	Colour	Hazen units	IS 3025 (Part 4) : 2021	300	1	1
4	Dissolved Oxygen	mg/l	IS 3025 (Part 38) :1989	4.0	6.5	6.3
5	Total Suspended Solid (as TSS)	mg/l	IS 3025 (Part 17) :2022	--	BDL(DL-10)	BDL(DL-10)
6	BOD (3 days at 27°C)	mg/l	IS 3025 (Part 44) :1993	3.0	2.76	2.68
7	Chemical oxygen demand	mg/l	IS 3025 (Part 58) :2006	--	7.3	6.8
8	Total Dissolved Solids (TDS)	mg/l	IS 3025 (Part 16) : 1984	1500	316	294
9	Copper (as Cu)	mg/l	IS 3025 (Part 2) : 2019	1.5	BDL(DL-0.05)	BDL(DL-0.05)
10	Chloride (as Cl)	mg/l	IS 3025 (Part 32) :1988	600	32.58	28.76
11	Sulphate (as SO <sub>4</sub> )	mg/l	IS 3025 (Part 24) : 2022	400	14.26	12.91
12	Nitrate (as NO <sub>3</sub> )	mg/l	IS 3025 (Part 34) : 1988	50	8.16	7.29
13	Fluoride (as F)	mg/l	IS 3025 (Part 60) : 2008	1.5	BDL(DL-0.1)	BDL(DL-0.1)
14	Cyanide (as CN)	mg/l	IS 3025 (Part 27) : 1986	0.05	BDL(DL-0.005)	BDL(DL-0.005)
15	Phenolic compounds (as C <sub>6</sub> H <sub>5</sub> OH)	mg/l	IS 3025 (Part 43) :1001	0.005	BDL(DL-0.001)	BDL(DL-0.001)
16	Anionic Detergent	mg/l	IS 13428 : 2005 Annex K	1.0	BDL(DL-0.01)	BDL(DL-0.01)
<b>Chemical Testing 2. Residues In Water</b>						
17	Iron (as Fe)	mg/l	IS 3025 (Part 2) : 2019	0.5	0.31	0.26
18	Cadmium (as Cd)	mg/l	IS 3025 (Part 41) : 1992	0.01	BDL(DL-0.1)	BDL(DL-0.1)
19	Selenium (as Se)	mg/l	IS 3025 (Part 56) : 2003	0.05	BDL(DL-0.1)	BDL(DL-0.1)
20	Arsenic (as As)	mg/l	IS 3025 (Part 37) : 2022	0.2	BDL(DL-0.05)	BDL(DL-0.05)
21	Lead (as Pb)	mg/l	IS 3025 (Part 47) : 2003	0.1	BDL(DL-0.1)	BDL(DL-0.1)
22	Zinc (as Zn)	mg/l	IS 3025 (Part 2) : 2019	15	BDL(DL-0.1)	BDL(DL-0.1)
23	Hexa Chromium (as Cr <sup>VI</sup> )	mg/l	IS 3025 (Part 2) :2019	0.05	BDL(DL-0.1)	BDL(DL-0.1)
24	Mercury (as Hg)	mg/l	IS : 3025 (Part 48) : 1994	--	BDL(DL-0.01)	BDL(DL-0.01)
25	Manganese (as Mn)	mg/l	IS 3025 (Part 2) : 2019	--	BDL(DL-0.1)	BDL(DL-0.1)

NOTES: • Please see watermark "Original Test Report" to confirm the authenticity of this report. • Results shall be referred to tested sample(s) and applicable to tested parameters only.  
 • Test report shall not be reproduced except in full without prior written approval of Anacon Labs. • Liability of Anacon Labs is limited to invoiced amount only. • Non-perishable and perishable sample(s) shall be disposed off after 30 days and 15 days respectively from the date of issue of Test Report, unless specified otherwise. • 'mg/l' is equivalent to 'ppm'. • BDL - Below detection limit • DL- Indicates detection limit of instrument method and shall be considered as 'absent'

REMARKS : As requested by the client, sample was tested for above parameters only.

Verified By

Authorized Signatories

Mangesh Fande  
Technical Manager

Gajendrasinha Desai  
Technical Manager

Pooja Kulkarni  
Technical Manager

Dr. (Mrs.) S.D. Garway  
Quality Manager

---End of Report---

Thanks for putting in your faith and trust in our services, We at Anacon Laboratories cherish our relationship. We put in a lot of hard work to ensure that you have a seamless experience at every step of our relationship. In order to ensure that your next experience will be significantly better, we welcome your feedback over email on feedback@anacon.in





Test Report

Test Report No. : ALPL/28022023/4-20

dated 28/02/2023

Page 1 of 1

<b>Issued To :</b> M/s Katamati Iron Mines (M/s TATA Steel Limited)		<b>Sample Inward No.</b> ALPL/20022023/ENV-31-3&4	<b>Analysis Start</b> 21/02/2023
		<b>Inward Date</b> 20/02/2023	<b>Analysis End</b> 28/02/2023
		<b>Reference</b> W.O.- 4700098928/962	<b>Report Issue Date</b> 28/02/2023
		<b>Reference Date</b> 22.03.2022	<b>Sample Category</b> Water
<b>Sample Name</b> Surface Water	<b>Sample Source</b> 1. Jojo Nallah Upstream 2. Jojo Nallah Downstream	<b>Sample Particulars</b> Sample Code-SW-3 & 4	<b>Sample Condition</b> Sealed & Ice Preserved
			<b>Quantity Received</b> 2.0 Ltr & 250 ml
<b>Sample Collected By</b> Anacon Representative Mr. Sovan Giri		<b>Sampling Date</b> 18/02/2023	<b>Sampling Time</b> 12.30 pm to 3.20 pm
		<b>Sampling Location</b> 1. Jojo Nallah Upstream (SW-3) 2. Jojo Nallah Downstream (SW-4)	

**TEST RESULTS**

S.N.	Test Parameter	Measurement Unit	Test Method	Standards as per IS 2296:1992 Class C	Test Result	
					SW-3	SW-4
<b>I Biological Testing 1.Water</b>						
1	Total Coliform	MPN/100ml	IS 1622 : 1981	5000	BDL(DI-2)	BDL(DI-2)
<b>II Chemical Testing 1.Water</b>						
2	pH value	-	IS 3025 (Part 11) : 2022	6.0 to 9.0	6.73 at 25°C	7.21 at 25°C
3	Colour	Hazen units	IS 3025 (Part 4) : 2021	300	1	1
4	Dissolved Oxygen	mg/l	IS 3025 (Part 38) : 1989	4.0	6.7	6.5
5	Total Suspended Solid (as TSS)	mg/l	IS 3025 (Part 17) : 2022	--	BDL(DI-10)	BDL(DI-10)
6	BOD (3 days at 27°C)	mg/l	IS 3025 (Part 44) : 1993	3.0	2.17	2.38
7	Chemical oxygen demand	mg/l	IS 3025 (Part 58) : 2006	--	8.4	7.6
8	Total Dissolved Solids (TDS)	mg/l	IS 3025 (Part 16) : 1984	1500	382	309
9	Copper (as Cu)	mg/l	IS 3025 (Part 2) : 2019	1.5	BDL(DI-0.05)	BDL(DI-0.05)
10	Chloride (as Cl)	mg/l	IS 3025 (Part 32) : 1988	600	26.43	28.17
11	Sulphate (as SO <sub>4</sub> )	mg/l	IS 3025 (Part 24) : 2022	400	13.81	11.84
12	Nitrate (as NO <sub>3</sub> )	mg/l	IS 3025 (Part 34) : 1988	50	7.39	8.16
13	Fluoride (as F)	mg/l	IS 3025 (Part 60) : 2008	1.5	BDL(DI-0.1)	BDL(DI-0.1)
14	Cyanide (as CN)	mg/l	IS 3025 (Part 27) : 1986	0.05	BDL(DI-0.005)	BDL(DI-0.005)
15	Phenolic compounds (as C <sub>6</sub> H <sub>5</sub> OH)	mg/l	IS 3025 (Part 43) : 1001	0.005	BDL(DI-0.001)	BDL(DI-0.001)
16	Anionic Detergent	mg/l	IS 13428 : 2005 Annex K	1.0	BDL(DI-0.01)	BDL(DI-0.01)
<b>Chemical Testing 2. Residues In Water</b>						
17	Iron (as Fe)	mg/l	IS 3025 (Part 2) : 2019	0.5	0.27	0.31
18	Cadmium (as Cd)	mg/l	IS 3025 (Part 41) : 1992	0.01	BDL(DI-0.1)	BDL(DI-0.1)
19	Selenium (as Se)	mg/l	IS 3025 (Part 56) : 2003	0.05	BDL(DI-0.1)	BDL(DI-0.1)
20	Arsenic (as As)	mg/l	IS 3025 (Part 37) : 2022	0.2	BDL(DI-0.05)	BDL(DI-0.05)
21	Lead (as Pb)	mg/l	IS 3025 (Part 47) : 2003	0.1	BDL(DI-0.1)	BDL(DI-0.1)
22	Zinc (as Zn)	mg/l	IS 3025 (Part 2) : 2019	15	BDL(DI-0.1)	BDL(DI-0.1)
23	Hexa Chromium (as Cr <sup>VI</sup> )	mg/l	IS 3025 (Part 2) : 2019	0.05	BDL(DI-0.1)	BDL(DI-0.1)
24	Mercury (as Hg)	mg/l	IS : 3025 (Part 48) : 1994	--	BDL(DI-0.01)	BDL(DI-0.01)
25	Manganese (as Mn)	mg/l	IS 3025 (Part 2) : 2019	--	BDL(DI-0.1)	BDL(DI-0.1)

**NOTES:** ● Please see watermark "Original Test Report" to confirm the authenticity of this report ● Results shall be referred to tested sample(s) and applicable to tested parameters only.  
 ● Test report shall not be reproduced except in full without prior written approval of Anacon Labs ● Liability of Anacon Labs is limited to invoiced amount only ● Non-perishable and perishable sample(s) shall be disposed off after 30 days and 15 days respectively from the date of issue of Test Report, unless specified otherwise ● mg/l is equivalent to ppm ● BDL- Below detection limit ● DL- Indicates detection limit of instrument/method and shall be considered as "absent"

**REMARKS :** As requested by the client, sample was tested for above parameters only.

Verified By

Mangesh Fande  
Technical Manager

Gajendrasinha Desai  
Technical Manager

Authorized Signatories

Pooja Kathane  
Technical Manager

Dr. (Mrs.) S.D. Garway  
Quality Manager

-----End of Report-----

Thanks for putting in your faith and trust in our services, We at Anacon Laboratories cherish our relationship. We put in a lot of hard work to ensure that you have a seamless experience at every step of our relationship. In order to ensure that your next experience will be significantly better, we welcome your feedback over email on feedback@anacon.in





Test Report

Test Report No. : ALPL/27032023/4-19

dated 27/03/2023

Page 1 of 1

<b>Issued To :</b> M/s Katamati Iron Mines (M/s TATA Steel Limited)		<b>Sample Inward No.</b> ALPL/21032023/ENV-65-3&4	<b>Analysis Start</b> 22/03/2023
		<b>Inward Date</b> 21/03/2023	<b>Analysis End</b> 27/03/2023
		<b>Reference</b> W.O.- 4700098928/962	<b>Report Issue Date</b> 27/03/2023
		<b>Reference Date</b> 22.03.2022	<b>Sample Category</b> Water
<b>Sample Name</b> Surface Water	<b>Sample Source</b> 1. Jojo Nallah Upstream 2. Jojo Nallah Downstream	<b>Sample Particulars</b> Sample Code-SW-3 & 4	<b>Sample Condition</b> Sealed & Ice Preserved
<b>Sample Collected By</b> Anacon Representative Mr. Sovan Giri		<b>Sampling Date</b> 15/03/2023	<b>Sampling Time</b> 12.45 pm to 3.10 pm
		<b>Sampling Location</b> 1. Jojo Nallah Upstream (SW-3) 2. Jojo Nallah Downstream (SW-4)	

**TEST RESULTS**

S.N.	Test Parameter	Measurement Unit	Test Method	Standards as per IS 2296:1992 Class C	Test Result	
					SW-3	SW-4
<b>I Biological Testing 1.Water</b>						
1	Total Coliform	MPN/100ml	IS 1622 : 1981	5000	BDL(DL-2)	BDL(DL-2)
<b>II Chemical Testing 1.Water</b>						
2	pH value	-	IS 3025 (Part 11) : 2022	6.0 to 9.0	6.87 at 25°C	7.13 at 25°C
3	Colour	Hazen units	IS 3025 (Part 4) : 2021	300	1	1
4	Dissolved Oxygen	mg/l	IS 3025 (Part 38) :1989	4.0	6.3	6.1
5	Total Suspended Solid (as TSS)	mg/l	IS 3025 (Part 17) :2022	--	BDL(DL-10)	BDL(DL-10)
6	BOD (3 days at 27°C)	mg/l	IS 3025 (Part 44) :1993	3.0	2.37	2.16
7	Chemical oxygen demand	mg/l	IS 3025 (Part 58) :2006	--	9.2	8.4
8	Total Dissolved Solids (TDS)	mg/l	IS 3025 (Part 16) : 1984	1500	439	382
9	Copper (as Cu)	mg/l	IS 3025 (Part 2) : 2019	1.5	BDL(DL-0.05)	BDL(DL-0.05)
10	Chloride (as Cl)	mg/l	IS 3025 (Part 32) :1988	600	32.51	29.58
11	Sulphate (as SO <sub>4</sub> )	mg/l	IS 3025 (Part 24) : 2022	400	12.84	11.27
12	Nitrate (as NO <sub>3</sub> )	mg/l	IS 3025 (Part 34) : 1988	50	8.16	7.92
13	Fluoride (as F)	mg/l	IS 3025 (Part 60) : 2008	1.5	BDL(DL-0.1)	BDL(DL-0.1)
14	Cyanide (as CN)	mg/l	IS 3025 (Part 27) : 1986	0.05	BDL(DL-0.005)	BDL(DL-0.005)
15	Phenolic compounds (as C <sub>6</sub> H <sub>5</sub> OH)	mg/l	IS 3025 (Part 43) :1001	0.005	BDL(DL-0.001)	BDL(DL-0.001)
16	Anionic Detergent	mg/l	IS 13428 : 2005 Annex K	1.0	BDL(DL-0.01)	BDL(DL-0.01)
<b>Chemical Testing 2. Residues In Water</b>						
17	Iron (as Fe)	mg/l	IS 3025 (Part 2) : 2019	0.5	0.28	0.34
18	Cadmium (as Cd)	mg/l	IS 3025 (Part 41) : 1992	0.01	BDL(DL-0.1)	BDL(DL-0.1)
19	Selenium (as Se)	mg/l	IS 3025 (Part 56) : 2003	0.05	BDL(DL-0.1)	BDL(DL-0.1)
20	Arsenic (as As)	mg/l	IS 3025 (Part 37) : 2022	0.2	BDL(DL-0.05)	BDL(DL-0.05)
21	Lead (as Pb)	mg/l	IS 3025 (Part 47) : 2003	0.1	BDL(DL-0.1)	BDL(DL-0.1)
22	Zinc (as Zn)	mg/l	IS 3025 (Part 2) : 2019	15	BDL(DL-0.1)	BDL(DL-0.1)
23	Hexa Chromium (as Cr <sup>+6</sup> )	mg/l	IS 3025 (Part 2) :2019	0.05	BDL(DL-0.1)	BDL(DL-0.1)
24	Mercury (as Hg)	mg/l	IS : 3025 (Part 48) : 1994	--	BDL(DL-0.01)	BDL(DL-0.01)
25	Manganese (as Mn)	mg/l	IS 3025 (Part 2) : 2019	--	BDL(DL-0.1)	BDL(DL-0.1)

**NOTES:** ● Please see watermark "Original Test Report" to confirm the authenticity of this report. ● Results shall be referred to tested sample(s) and applicable to tested parameters only. ● Test report shall not be reproduced except in full without prior written approval of Anacon Labs. ● Liability of Anacon Labs is limited to invoiced amount only. ● Non-perishable and perishable sample(s) shall be disposed off after 30 days and 15 days respectively from the date of issue of Test Report, unless specified otherwise. ● 'mg/l' is equivalent to 'ppm'. ● BDL- Below detection limit ● DL- Indicates detection limit of instrument/method and shall be considered as 'absent'.

**REMARKS :** As requested by the client, sample was tested for above parameters only.

Verified By

Authorized Signatories

Mangesh Fande  
Technical Manager

Gajendrasinha Desai  
Technical Manager

Pooja Kathare  
Technical Manager

Dr. (Mrs.) S.D. Garway  
Quality Manager

—End of Report—

Thanks for putting in your faith and trust in our services, We at Anacon Laboratories cherish our relationship. We put in a lot of hard work to ensure that you have a seamless experience at every step of our relationship. In order to ensure that your next experience will be significantly better, we welcome your feedback over email on feedback@anacon.in







# Anacon Laboratories Pvt. Ltd.



TC 5458

## Test Report

ULR No.-TC545822000004750F

Test Report No. : ALPL/30112022/4-13A

dated 30/11/2022

Page 1 of 3

<b>Issued To :</b> M/s Katamati Iron Mines (M/s TATA Steel Limited)		<b>Sample Inward No.</b> ALPL/23112022/Mon-1/60-GW17	<b>Analysis Start</b> 24/11/2022
<b>Inward Date</b> 23/11/2022		<b>Reference</b> W.O.- 4700098928/962	<b>Analysis End</b> 30/11/2022
<b>Reference Date</b> 22.03.2022		<b>Report Issue Date</b> 30/11/2022	<b>Sample Category</b> Water
<b>Sample Name</b> Ground Water	<b>Sample Source</b> Dugwell	<b>Sample Particulars</b> Sample Code-GW-17	<b>Sample Condition</b> Sealed & Ice Preserved
<b>Sample Collected By</b> Anacon Representative Mr. K. Pandey		<b>Sampling Date</b> 19/11/2022	<b>Sampling Time</b> 10.50 am to 4.45 pm
		<b>Quantity Received</b> 5.0 Ltr & 250 ml	
		<b>Sampling Location</b> Mahadev Nasha Village	

### TEST RESULTS

S.N.	Test Parameter	Measurement Unit	Test Method	Requirement as per IS 10500 : 2012 (Drinking Water Specifications) Including Amendment No. 4		Test Result
				Acceptable Limit	Permissible Limit #	
<b>I Biological Testing 1. Water</b>						
1	<i>Escherichia coli</i>	Per 100 ml	IS 15185 : 2016	Absent	Absent	Absent
<b>II Chemical Testing 1. Water</b>						
2	Alkalinity (as CaCO <sub>3</sub> )	mg/l	IS 3025 (Part 23) : 1986	200	600	142.63
3	Anionic surface active agents (as MBAS)	mg/l	IS 13428 : (Annex K) : 2005	0.2	1.0	BDL (DL - 0.01)
4	Colour	Hazen units	IS 3025 (Part 4) : 2021	5	15	1
5	Cyanide (as CN)	mg/l	IS 3025 (Part 27) : 1986	0.05	No relaxation	BDL (DL - 0.005)
6	Chloride (as Cl)	mg/l	IS 3025 (Part 32) : 1988	250	1000	32.68
7	Calcium (as Ca)	mg/l	IS 3025 (Part 40) : 1991	75	200	52.91
8	Free residual chlorine	mg/l	IS 3025 (Part 26) : 2021	Min. 0.2	1	BDL (DL - 0.1)
9	Fluoride (as F)	mg/l	IS 3025 (Part 60) : 2008	1.0	1.5	0.21
10	Magnesium (as Mg)	mg/l	IS 3025 (Part 46) : 1994	30	100	13.64
11	Nitrate (as NO <sub>3</sub> )	mg/l	APHA method 23rd edition: 2017	45	No relaxation	7.92
12	Odour	-	IS 3025 (Part 5) : 2018	Agreeable	Agreeable	Agreeable
13	pH	-	IS 3025 (Part 11) : 2022	6.5 to 8.5	No relaxation	6.81 at 25°C
14	Phenolic compounds (as C <sub>6</sub> H <sub>5</sub> OH)	mg/l	IS 3025 (Part 43) : 2022	0.001	0.002	BDL (DL - 0.001)
15	Sulphate (as SO <sub>4</sub> )	mg/l	IS 3025 (Part 24) : 2022	200	400	12.68
16	Taste	-	IS 3025 (Part 8) : 1984	Agreeable	Agreeable	Agreeable
17	Total dissolved solids	mg/l	IS 3025 (Part 16) : 1984	500	2000	451
18	Turbidity	NTU	IS 3025 (Part 10) : 1984	1	5	0.4
19	Total hardness (as CaCO <sub>3</sub> )	mg/l	IS 3025 (Part 21) : 2009	200	600	188.29

☐ Please refer last Page for Note and Remarks.

Verified By

Gajendrasinha Desai  
Technical Manager

Authorized Signatories

Pooja Kathang  
Technical Manager

Dr. (Mrs.) S.D. Garway  
Quality Manager

Thanks For putting in your faith and trust in our services, We at Anacon Laboratories cherish our relationship. We put in a lot of hard work to ensure that you have a seamless experience at every step of our relationship. In order to ensure that your next experience will be significantly better, we welcome your feedback over email on [feedback@anacon.in](mailto:feedback@anacon.in)

Anacon Laboratories Pvt. Ltd. Nagpur Lab

FP-34, 35, Food Park, Five Star Industrial Estate, MIDC Butibori, Nagpur, Maharashtra, India - 441 122

+ 91 8045685558 Email : [info@anacon.in](mailto:info@anacon.in)

<https://www.anaconlaboratories.com>





Test Report

ULR No.-TC545822000004750F

Test Report No. : ALPL/30112022/4-13A

dated 30/11/2022

Page 2 of 3

<b>Issued To :</b> M/s Katamati Iron Mines (M/s TATA Steel Limited)		<b>Sample Inward No.</b> ALPL/23112022/Mon-1/60-GW17	<b>Analysis Start</b> 24/11/2022
		<b>Inward Date</b> 23/11/2022	<b>Analysis End</b> 30/11/2022
		<b>Reference</b> W.O.- 4700098928/962	<b>Report Issue Date</b> 30/11/2022
		<b>Reference Date</b> 22.03.2022	<b>Sample Category</b> Water
<b>Sample Name</b> Ground Water	<b>Sample Source</b> Dugwell	<b>Sample Particulars</b> Sample Code-GW-17	<b>Sample Condition</b> Sealed & Ice Preserved
			<b>Quantity Received</b> 5.0 Ltr & 250 ml
<b>Sample Collected By</b> Anacon Representative Mr. K. Pandey		<b>Sampling Date</b> 19/11/2022	<b>Sampling Time</b> 10.50 am to 4.45 pm
			<b>Sampling Location</b> Mahadev Nasha Village

**TEST RESULTS**

S.N.	Test Parameter	Measurement Unit	Test Method	Requirement as per IS 10500 : 2012 (Drinking Water Specifications) Including Amendment No. 4		Test Result
				Acceptable Limit	Permissible Limit #	
<b>II Chemical Testing 2. Residues In Water</b>						
20	Arsenic (as As)	mg/l	IS 3025 (Part 37) : 1988	0.01	No relaxation	BDL (DL - 0.01)
21	Aluminium (as Al)	mg/l	IS 3025 (Part 2) : 2019 / IS 3025 (Part 55): 2003	0.03	0.2	BDL (DL - 0.01)
22	Boron (as B)	mg/l	IS 3025 (Part 2) : 2019	0.5	2.4	BDL (DL - 0.1)
23	Copper (as Cu)	mg/l	IS 3025 (Part 2) : 2019	0.05	1.5	BDL (DL - 0.03)
24	Cadmium (as Cd)	mg/l	IS 3025 (Part 2) : 2019	0.003	No relaxation	BDL (DL - 0.001)
25	Iron (as Fe)	mg/l	IS 3025 (Part 2) : 2019	1.0	No relaxation	0.05
26	Lead (as Pb)	mg/l	IS 3025 (Part 2) : 2019	0.01	No relaxation	BDL (DL - 0.001)
27	Manganese (as Mn)	mg/l	IS 3025 (Part 2) : 2019	0.1	0.3	BDL (DL - 0.05)
28	Mercury (as Hg)	mg/l	IS 3025 (Part 48) : 1994	0.001	No relaxation	BDL (DL - 0.0005)
29	Selenium (as Se)	mg/l	IS 3025 (Part 56) : 2003	0.01	No relaxation	BDL (DL - 0.001)
30	Total Chromium (as Cr)	mg/l	IS 3025 (Part 2) : 2019	0.05	No relaxation	BDL (DL - 0.03)
31	Zinc (as Zn)	mg/l	IS 3025 (Part 2) : 2019	5	15	BDL (DL - 0.1)
32	Polynuclear aromatic hydrocarbon (PAH)	µg/l	ANtr/7.2/RES/01: 2018	0.1	No relaxation	BDL(DL-0.03)

□ Please refer last Page for Note and Remarks.

Verified By

Mangesh Fande  
Technical Manager

Shoeb Khan  
Deputy Technical Manager

Authorized Signatory

Dr. (Mrs.) S.D. Garway  
Quality Manager

Thanks For putting in your faith and trust in our services, We at Anacon Laboratories cherish our relationship. We put in a lot of hard work to ensure that you have a seamless experience at every step of our relationship. in order to ensure that your next experience will be significantly better, we welcome your feedback over email on [feedback@anacon.in](mailto:feedback@anacon.in)

**Anacon Laboratories Pvt. Ltd. Nagpur Lab**

FP-34, 35, Food Park, Five Star Industrial Estate, MIDC Butibori, Nagpur, Maharashtra, India - 441 122

+ 91 8045685558 Email : [info@anacon.in](mailto:info@anacon.in)

<https://www.anaconlaboratories.com>





Test Report

ULR No.-TC54582200004750F

Test Report No. : ALPL/30112022/4-13A

dated 30/11/2022

Page 3 of 3

<b>Issued To :</b> M/s Katamati Iron Mines (M/s TATA Steel Limited)		<b>Sample Inward No.</b> ALPL/23112022/Mon-1/60-GW17	<b>Analysis Start</b> 24/11/2022
		<b>Inward Date</b> 23/11/2022	<b>Analysis End</b> 30/11/2022
		<b>Reference</b> W.O.- 4700098928/962	<b>Report Issue Date</b> 30/11/2022
		<b>Reference Date</b> 22.03.2022.	<b>Sample Category</b> Water
<b>Sample Name</b> Ground Water	<b>Sample Source</b> Dugwell	<b>Sample Particulars</b> Sample Code-GW-17	<b>Sample Condition</b> Sealed & Ice Preserved
			<b>Quantity Received</b> 5.0 Ltr & 250 ml
<b>Sample Collected By</b> Anacon Representative Mr. K. Pandey		<b>Sampling Date</b> 19/11/2022	<b>Sampling Time</b> 10.50 am to 4.45 pm
<b>Sampling Location</b> Mahadev Nasha Village			

**TEST RESULTS**

S.N.	Test Parameter	Measurement Unit	Test Method	Requirement as per IS 10500 : 2012 (Drinking Water Specifications) Including Amendment No. 4		Test Result
				Acceptable Limit	Permissible Limit #	
<b>33</b>	<b>Pesticide Residues Organochlorine</b>					
i	Alpha-HCH	µg/l	ANtr/7.2/RES/01: 2018	0.01	No relaxation	BDL (DL - 0.01)
ii	Beta HCH	µg/l	ANtr/7.2/RES/01: 2018	0.04	No relaxation	BDL (DL - 0.03)
iii	Gamma - HCH (Lindane)	µg/l	ANtr/7.2/RES/01: 2018	2	No relaxation	BDL (DL - 0.03)
iv	Delta- HCH	µg/l	ANtr/7.2/RES/01: 2018	0.04	No relaxation	BDL (DL - 0.03)
v	Alachlor	µg/l	ANtr/7.2/RES/01: 2018	20	No relaxation	BDL (DL - 0.03)
vi	Aldrin	µg/l	ANtr/7.2/RES/01: 2018	0.03	No relaxation	BDL (DL - 0.03)
vii	Dieldrin	µg/l	ANtr/7.2/RES/01: 2018	0.03	No relaxation	BDL (DL - 0.03)
viii	Butachlor	µg/l	ANtr/7.2/RES/01: 2018	125	No relaxation	BDL (DL - 0.03)
ix	p,p'-DDE	µg/l	ANtr/7.2/RES/01: 2018	1	No relaxation	BDL (DL - 0.03)
x	o,p'-DDE	µg/l	ANtr/7.2/RES/01: 2018	1	No relaxation	BDL (DL - 0.03)
xi	p,p'-DDD	µg/l	ANtr/7.2/RES/01: 2018	1	No relaxation	BDL (DL - 0.03)
xii	o,p'-DDD	µg/l	ANtr/7.2/RES/01: 2018	1	No relaxation	BDL (DL - 0.03)
xiii	o,p'- DDT	µg/l	ANtr/7.2/RES/01: 2018	1	No relaxation	BDL (DL - 0.03)
xiv	p,p'- DDT	µg/l	ANtr/7.2/RES/01: 2018	1	No relaxation	BDL (DL - 0.03)
xv	Monocrotophos	µg/l	ANtr/7.2/RES/01: 2018	1	No relaxation	BDL (DL - 0.03)
xvi	Atrazine	µg/l	ANtr/7.2/RES/01: 2018	2	No relaxation	BDL (DL - 0.03)
xvii	Parathion methyl	µg/l	ANtr/7.2/RES/01: 2018	0.3	No relaxation	BDL (DL - 0.03)
xviii	Paraoxon methyl	µg/l	ANtr/7.2/RES/01: 2018	-	-	BDL (DL - 0.03)
xix	Malathion	µg/l	ANtr/7.2/RES/01: 2018	190	No relaxation	BDL (DL - 0.03)
xx	Malaaxon	µg/l	ANtr/7.2/RES/01: 2018	-	-	BDL (DL - 0.03)
xxi	Ethion	µg/l	ANtr/7.2/RES/01: 2018	3	No relaxation	BDL (DL - 0.03)
xxii	Chlorpyrifos	µg/l	ANtr/7.2/RES/01: 2018	30	No relaxation	BDL (DL - 0.03)

**NOTE:** ● Please see watermark "Original Test Report" to confirm the authenticity of this report. ● Results shall be referred to tested sample(s) and applicable to tested parameters only.  
● Test report shall not be reproduced except in full without prior written approval of Anacon Labs. ● Liability of Anacon Labs is limited to invoiced amount only. ● Non-perishable and perishable sample(s) shall be disposed off after 30 days and 15 days respectively from the date of issue of Test Report, unless specified otherwise. ● #Permissible limit in absence of an alternate source for drinking water. ● \*mg/l' is equivalent to 'ppm'. ● 'µg/l' is equivalent to 'ppb'. ● BDL- Below detection limit. ● DL- DL Indicates detection limit of instrument /method and shall be considered as 'absent'. ● Result for test no. 8 is not relevant. ● ANtr/7.2/RES-01.06.; Inhouse validated method. ● NT' indicates not Tested as sample failed to establish safety concerns.

**REMARKS:** As requested by the client, sample was tested for above parameters only. Sample complies with IS:10500:2012, for tests conducted, indicating that it is fit for drinking purpose with respect to tested parameters.

Verified By

*Shoeb Khan*  
Shoeb Khan

Deputy Technical Manager

Authorized Signatory

*Dr. (Mrs.) S.D. Garway*

Dr. (Mrs.) S.D. Garway  
Quality Manager

-----End of Report-----


Thanks For putting in your faith and trust in our services, We at Anacon Laboratories cherish our relationship. We put in a lot of hard work to ensure that you have a seamless experience at every step of our relationship. In order to ensure that your next experience will be significantly better, we welcome your feedback over email on [feedback@anacon.in](mailto:feedback@anacon.in)

**Anacon Laboratories Pvt. Ltd. Nagpur Lab**

FP-34, 35, Food Park, Five Star Industrial Estate, MIDC Butibori, Nagpur, Maharashtra, India - 441 122

+ 91 8045685558 Email : [info@anacon.in](mailto:info@anacon.in)

<https://www.anaconlaboratories.com>





Test Report

Test Report No. : ALPL/30112022/4-13B

dated 30/11/2022

Page 1 of 1

<b>Issued To :</b> M/s Katamati Iron Mines (M/s TATA Steel Limited)		<b>Sample Inward No.</b> ALPL/23112022/Mon-1/60-GW17	<b>Analysis Start</b> 24/11/2022	
		<b>Inward Date</b> 23/11/2022	<b>Analysis End</b> 30/11/2022	
		<b>Reference</b> W.O.- 4700098928/962	<b>Report Issue Date</b> 30/11/2022	
		<b>Reference Date</b> 22.03.2022	<b>Sample Category</b> Water	
<b>Sample Name</b> Ground Water	<b>Sample Source</b> Dugwell	<b>Sample Particulars</b> Sample Code-GW-17	<b>Sample Condition</b> Sealed & Ice Preserved	<b>Quantity Received</b> 5.0 Ltr & 250 ml
<b>Sample Collected By</b> Anacon Representative Mr. K. Pandey		<b>Sampling Date</b> 19/11/2022	<b>Sampling Time</b> 10.50 am to 4.45 pm	<b>Sampling Location</b> Mahadev Nasha Village

**TEST RESULTS**

S.N.	Test Parameter	Measurement Unit	Test Method	Requirement as per IS 10500 : 2012 (Drinking Water Specifications) Including Amendment No. 4		Test Result
				Acceptable Limit	Permissible Limit #	
1	Mineral Oil	mg/l	ANtr/7.2/RES/06: 2018	1	No relaxation	BDL (DL - 0.001)

**NOTE:** ● Please see watermark "Original Test Report" to confirm the authenticity of this report. ● Results shall be referred to tested sample(s) and applicable to tested parameters only. ● Test report shall not be reproduced except in full without prior written approval of Anacon Labs. ● Liability of Anacon Labs is limited to invoiced amount only. ● Non-perishable and perishable sample(s) shall be disposed off after 30 days and 15 days respectively from the date of issue of Test Report, unless specified otherwise. ● #Permissible limit in absence of an alternate source for drinking water. ● 'mg/l' is equivalent to 'ppm'. ● 'µg/l' is equivalent to 'ppb'. ● BDL- Below detection limit. ● DL- DL Indicates detection limit of instrument /method and shall be considered as 'absent'. ● Result for test no. 8 is not relevant. ● ANtr/7.2/RES -01,06.: Inhouse validated method. ● NT' indicates not Tested as sample failed to establish safety concerns.

**REMARKS:** As requested by the client, sample was tested for above parameters only.

Verified By

  
Shoeb Khan

Deputy Technical Manager

Authorized Signatory

  
Dr. (Mrs.) S.D. Garway  
Quality Manager

-----End of Report-----





Test Report

ULR No.-TC545822000004750F

Test Report No. : ALPL/30112022/4-14A

dated 30/11/2022

Page 1 of 3

<b>Issued To :</b> M/s Katamati Iron Mines (M/s TATA Steel Limited)		<b>Sample Inward No.</b> ALPL/23112022/Mon-1/60-GW18	<b>Analysis Start</b> 24/11/2022
		<b>Inward Date</b> 23/11/2022	<b>Analysis End</b> 30/11/2022
		<b>Reference</b> W.O.- 4700098928/962	<b>Report Issue Date</b> 30/11/2022
		<b>Reference Date</b> 22.03.2022	<b>Sample Category</b> Water
<b>Sample Name</b> Ground Water	<b>Sample Source</b> Dugwell	<b>Sample Particulars</b> Sample Code-GW-18	<b>Sample Condition</b> Sealed & Ice Preserved
			<b>Quantity Received</b> 2.0 Ltr & 250 ml
<b>Sample Collected By</b> Anacon Representative Mr. K. Pandey		<b>Sampling Date</b> 19/11/2022	<b>Sampling Time</b> 10.50 am to 4.45 pm
			<b>Sampling Location</b> Dalafiri-2 Village

**TEST RESULTS**

S.N.	Test Parameter	Measurement Unit	Test Method	Requirement as per IS 10500 : 2012 (Drinking Water Specifications) Including Amendment No. 4		Test Result
				Acceptable Limit	Permissible Limit #	
<b>I</b>	<b>Biological Testing 1. Water</b>					
1	<i>Escherichia coli</i>	Per 100 ml	IS 15185 : 2016	Absent	Absent	Absent
<b>II</b>	<b>Chemical Testing 1. Water</b>					
2	Alkalinity (as CaCO <sub>3</sub> )	mg/l	IS 3025 (Part 23) : 1986	200	600	181.64
3	Anionic surface active agents (as MBAS)	mg/l	IS 13428 : (Annex K): 2005	0.2	1.0	BDL (DL - 0.01)
4	Colour	Hazen units	IS 3025 (Part 4) : 2021	5	15	1
5	Cyanide (as CN)	mg/l	IS 3025 (Part 27) : 1986	0.05	No relaxation	BDL (DL - 0.005)
6	Chloride (as Cl)	mg/l	IS 3025 (Part 32) : 1988	250	1000	24.93
7	Calcium (as Ca)	mg/l	IS 3025 (Part 40) : 1991	75	200	53.68
8	Free residual chlorine	mg/l	IS 3025 (Part 26) : 2021	Min. 0.2	1	BDL (DL - 0.1)
9	Fluoride (as F)	mg/l	IS 3025 (Part 60) : 2008	1.0	1.5	0.21
10	Magnesium (as Mg)	mg/l	IS 3025 (Part 46) : 1994	30	100	9.73
11	Nitrate (as NO <sub>3</sub> )	mg/l	APHA method 23rd edition: 2017	45	No relaxation	6.41
12	Odour	-	IS 3025 (Part 5) : 2018	Agreeable	Agreeable	Agreeable
13	pH	-	IS 3025 (Part 11) : 2022	6.5 to 8.5	No relaxation	6.82 at 25°C
14	Phenolic compounds (as C <sub>6</sub> H <sub>5</sub> OH)	mg/l	IS 3025 (Part 43) : 2022	0.001	0.002	BDL (DL - 0.001)
15	Sulphate (as SO <sub>4</sub> )	mg/l	IS 3025 (Part 24) : 2022	200	400	16.32
16	Taste	-	IS 3025 (Part 8) : 1984	Agreeable	Agreeable	Agreeable
17	Total dissolved solids	mg/l	IS 3025 (Part 16) : 1984	500	2000	452
18	Turbidity	NTU	IS 3025 (Part 10) : 1984	1	5	0.6
19	Total hardness (as CaCO <sub>3</sub> )	mg/l	IS 3025 (Part 21) : 2009	200	600	174.16

☐ Please refer last Page for Note and Remarks.

Verified By

Gajendrasinha Desai  
Technical Manager

Authorized Signatories

Pooja Kathane  
Technical Manager

Dr. (Mrs.) S.D. Garway  
Quality Manager

Thanks For putting in your faith and trust in our services, We at Anacon Laboratories cherish our relationship. We put in a lot of hard work to ensure that you have a seamless experience at every step of our relationship. In order to ensure that your next experience will be significantly better, we welcome your feedback over email on [feedback@anacon.in](mailto:feedback@anacon.in)

**Anacon Laboratories Pvt. Ltd. Nagpur Lab**

📍 FP-34, 35, Food Park, Five Star Industrial Estate, MIDC Butibori, Nagpur, Maharashtra, India - 441 122

☎ + 91 8045685558 ✉ Email : [info@anacon.in](mailto:info@anacon.in)

🌐 <https://www.anaconlaboratories.com>





Test Report

ULR No.-TC545822000004750F

Test Report No. : ALPL/30112022/4-14A

dated 30/11/2022

Page 2 of 3

<b>Issued To :</b> M/s Katamati Iron Mines (M/s TATA Steel Limited)		<b>Sample Inward No.</b> ALPL/23112022/Mon-1/60-GW18	<b>Analysis Start</b> 24/11/2022
		<b>Inward Date</b> 23/11/2022	<b>Analysis End</b> 30/11/2022
		<b>Reference</b> W.O.- 4700098928/962	<b>Report Issue Date</b> 30/11/2022
		<b>Reference Date</b> 22.03.2022	<b>Sample Category</b> Water
<b>Sample Name</b> Ground Water	<b>Sample Source</b> Dugwell	<b>Sample Particulars</b> Sample Code-GW-18	<b>Sample Condition</b> Sealed & Ice Preserved
			<b>Quantity Received</b> 2.0 Ltr & 250 ml
<b>Sample Collected By</b> Anacon Representative Mr. K. Pandey		<b>Sampling Date</b> 19/11/2022	<b>Sampling Time</b> 10.50 am to 4.45 pm
			<b>Sampling Location</b> Dalafiri-2 Village

**TEST RESULTS**

S.N.	Test Parameter	Measurement Unit	Test Method	Requirement as per IS 10500 : 2012 (Drinking Water Specifications) Including Amendment No. 4		Test Result
				Acceptable Limit	Permissible Limit #	
<b>II Chemical Testing 2. Residues In Water</b>						
20	Arsenic (as As)	mg/l	IS 3025 (Part 37) : 1988	0.01	No relaxation	BDL (DL - 0.01)
21	Aluminium (as Al)	mg/l	IS 3025 (Part 2) : 2019 / IS 3025 (Part 55): 2003	0.03	0.2	BDL (DL - 0.01)
22	Boron (as B)	mg/l	IS 3025 (Part 2) : 2019	0.5	2.4	BDL (DL - 0.1)
23	Copper (as Cu)	mg/l	IS 3025 (Part 2) : 2019	0.05	1.5	BDL (DL - 0.03)
24	Cadmium (as Cd)	mg/l	IS 3025 (Part 2) : 2019	0.003	No relaxation	BDL (DL - 0.001)
25	Iron (as Fe)	mg/l	IS 3025 (Part 2) : 2019	1.0	No relaxation	0.04
26	Lead (as Pb)	mg/l	IS 3025 (Part 2) : 2019	0.01	No relaxation	BDL (DL - 0.001)
27	Manganese (as Mn)	mg/l	IS 3025 (Part 2) : 2019	0.1	0.3	BDL (DL - 0.05)
28	Mercury (as Hg)	mg/l	IS 3025 (Part 48) : 1994	0.001	No relaxation	BDL (DL - 0.0005)
29	Selenium (as Se)	mg/l	IS 3025 (Part 56) : 2003	0.01	No relaxation	BDL (DL - 0.001)
30	Total Chromium (as Cr)	mg/l	IS 3025 (Part 2) : 2019	0.05	No relaxation	BDL (DL - 0.03)
31	Zinc (as Zn)	mg/l	IS 3025 (Part 2) : 2019	5	15	BDL (DL - 0.1)
32	Polynuclear aromatic hydrocarbon (PAH)	µg/l	ANtr/7.2/RES/01: 2018	0.1	No relaxation	BDL(DL-0.03)

□ Please refer last Page for Note and Remarks.

Verified By

Mangesh Fande  
Technical Manager

Shoeb Khan  
Deputy Technical Manager

Authorized Signatory

Dr. (Mrs.) S.D. Garway  
Quality Manager

Thanks For putting in your faith and trust in our services, We at Anacon Laboratories cherish our relationship. We put in a lot of hard work to ensure that you have a seamless experience at every step of our relationship. In order to ensure that your next experience will be significantly better, we welcome your feedback over email on [feedback@anacon.in](mailto:feedback@anacon.in)

**Anacon Laboratories Pvt. Ltd. Nagpur Lab**

FP-34, 35, Food Park, Five Star Industrial Estate, MIDC Butibori, Nagpur, Maharashtra, India - 441 122

+ 91 8045685558 Email : [info@anacon.in](mailto:info@anacon.in)

[https:// www.anaconlaboratories.com](https://www.anaconlaboratories.com)





Test Report

ULR No.-TC545822000004750F

Test Report No. : ALPL/30112022/4-14A

dated 30/11/2022

Page 3 of 3

<b>Issued To :</b> M/s Katamati Iron Mines (M/s TATA Steel Limited)		<b>Sample Inward No.</b> ALPL/23112022/Mon-1/60-GW18	<b>Analysis Start</b> 24/11/2022
		<b>Inward Date</b> 23/11/2022	<b>Analysis End</b> 30/11/2022
		<b>Reference</b> W.O.- 4700098928/962	<b>Report Issue Date</b> 30/11/2022
		<b>Reference Date</b> 22.03.2022	<b>Sample Category</b> Water
<b>Sample Name</b> Ground Water	<b>Sample Source</b> Dugwell	<b>Sample Particulars</b> Sample Code-GW-18	<b>Sample Condition</b> Sealed & Ice Preserved
			<b>Quantity Received</b> 2.0 Ltr & 250 ml
<b>Sample Collected By</b> Anacon Representative Mr. K. Pandey		<b>Sampling Date</b> 19/11/2022	<b>Sampling Time</b> 10.50 am to 4.45 pm
			<b>Sampling Location</b> Dalafiri-2 Village

**TEST RESULTS**

S.N.	Test Parameter	Measurement Unit	Test Method	Requirement as per IS 10500 : 2012 (Drinking Water Specifications) Including Amendment No. 4		Test Result
				Acceptable Limit	Permissible Limit #	
33	<b>Pesticide Residues Organochlorine</b>					
i	Alpha-HCH	µg/l	ANtr/7.2/RES/01: 2018	0.01	No relaxation	BDL (DL - 0.01)
ii	Beta HCH	µg/l	ANtr/7.2/RES/01: 2018	0.04	No relaxation	BDL (DL - 0.03)
iii	Gamma - HCH (Lindane)	µg/l	ANtr/7.2/RES/01: 2018	2	No relaxation	BDL (DL - 0.03)
iv	Delta- HCH	µg/l	ANtr/7.2/RES/01: 2018	0.04	No relaxation	BDL (DL - 0.03)
v	Alachlor	µg/l	ANtr/7.2/RES/01: 2018	20	No relaxation	BDL (DL - 0.03)
vi	Aldrin	µg/l	ANtr/7.2/RES/01: 2018	0.03	No relaxation	BDL (DL - 0.03)
vii	Dieldrin	µg/l	ANtr/7.2/RES/01: 2018	0.03	No relaxation	BDL (DL - 0.03)
viii	Butachlor	µg/l	ANtr/7.2/RES/01: 2018	125	No relaxation	BDL (DL - 0.03)
ix	p,p'-DDE	µg/l	ANtr/7.2/RES/01: 2018	1	No relaxation	BDL (DL - 0.03)
x	o,p'-DDE	µg/l	ANtr/7.2/RES/01: 2018	1	No relaxation	BDL (DL - 0.03)
xi	p,p'-DDD	µg/l	ANtr/7.2/RES/01: 2018	1	No relaxation	BDL (DL - 0.03)
xii	o,p'-DDD	µg/l	ANtr/7.2/RES/01: 2018	1	No relaxation	BDL (DL - 0.03)
xiii	o,p'- DDT	µg/l	ANtr/7.2/RES/01: 2018	1	No relaxation	BDL (DL - 0.03)
xiv	p,p'- DDT	µg/l	ANtr/7.2/RES/01: 2018	1	No relaxation	BDL (DL - 0.03)
xv	Monocrotophos	µg/l	ANtr/7.2/RES/01: 2018	1	No relaxation	BDL (DL - 0.03)
xvi	Atrazine	µg/l	ANtr/7.2/RES/01: 2018	2	No relaxation	BDL (DL - 0.03)
xvii	Parathion methyl	µg/l	ANtr/7.2/RES/01: 2018	0.3	No relaxation	BDL (DL - 0.03)
xviii	Paraoxon methyl	µg/l	ANtr/7.2/RES/01: 2018	-	-	BDL (DL - 0.03)
xix	Malathion	µg/l	ANtr/7.2/RES/01: 2018	190	No relaxation	BDL (DL - 0.03)
xx	Malaaxon	µg/l	ANtr/7.2/RES/01: 2018	-	-	BDL (DL - 0.03)
xxi	Ethion	µg/l	ANtr/7.2/RES/01: 2018	3	No relaxation	BDL (DL - 0.03)
xxii	Chlorpyrifos	µg/l	ANtr/7.2/RES/01: 2018	30	No relaxation	BDL (DL - 0.03)

**NOTE:** ● Please see watermark "Original Test Report" to confirm the authenticity of this report. ● Results shall be referred to tested sample(s) and applicable to tested parameters only. ● Test report shall not be reproduced except in full without prior written approval of Anacon Labs. ● Liability of Anacon Labs is limited to invoiced amount only. ● Non-perishable and perishable sample(s) shall be disposed off after 30 days and 15 days respectively from the date of issue of Test Report, unless specified otherwise. ● #Permissible limit in absence of an alternate source for drinking water. ● "mg/l" is equivalent to "ppm". ● "µg/l" is equivalent to "ppb". ● BDL- Below detection limit. ● DL- DL Indicates detection limit of instrument/method and shall be considered as 'absent'. ● Result for test no. 8 is not relevant. ● ANtr/7.2/RES-01,06.; Inhouse validated method. ● NT' indicates not Tested as sample failed to establish safety concerns.

**REMARKS:** As requested by the client, sample was tested for above parameters only. Sample complies with IS:10500:2012, for tests conducted, indicating that it is fit for drinking purpose with respect to tested parameters.

Verified By

*FR*  
Shoeb Khan  
Deputy Technical Manager

Authorized Signatory

*[Signature]*  
Dr. (Mrs.) S.D. Garway  
Quality Manager

-----End of Report-----

Thanks For putting in your faith and trust in our services, We at Anacon Laboratories cherish our relationship. We put in a lot of hard work to ensure that you have a seamless experience at every step of our relationship. In order to ensure that your next experience will be significantly better, we welcome your feedback over email on [feedback@anacon.in](mailto:feedback@anacon.in)

**Anacon Laboratories Pvt. Ltd. Nagpur Lab**

FP-34, 35, Food Park, Five Star Industrial Estate, MIDC Butibori, Nagpur, Maharashtra, India - 441 122

+ 91 8045685558 Email : [info@anacon.in](mailto:info@anacon.in)

<https://www.anaconlaboratories.com>





# Anacon Laboratories Pvt. Ltd.

**Anacon Laboratories Pvt. Ltd. Nagpur Lab**  
FP-34, 35, Food Park, Five Star Industrial Estate,  
MIDC Butibori, Nagpur, Maharashtra, India - 441 122  
☎ + 91 8045685558 ✉ Email : info@anacon.in  
🌐 https://www.anaconlaboratories.com

## Test Report

Test Report No. : ALPL/30112022/4-14B

dated 30/11/2022

Page 1 of 1

<b>Issued To :</b> M/s Katamati Iron Mines (M/s TATA Steel Limited)		<b>Sample Inward No.</b> ALPL/23112022/Mon-1/60-GW18	<b>Analysis Start</b> 24/11/2022	
		<b>Inward Date</b> 23/11/2022	<b>Analysis End</b> 30/11/2022	
		<b>Reference</b> W.O.- 4700098928/962	<b>Report Issue Date</b> 30/11/2022	
		<b>Reference Date</b> 22.03.2022	<b>Sample Category</b> Water	
<b>Sample Name</b> Ground Water	<b>Sample Source</b> Dugwell	<b>Sample Particulars</b> Sample Code-GW-18	<b>Sample Condition</b> Sealed & Ice Preserved	<b>Quantity Received</b> 2.0 Ltr & 250 ml
<b>Sample Collected By</b> Anacon Representative Mr. K. Pandey		<b>Sampling Date</b> 19/11/2022	<b>Sampling Time</b> 10.50 am to 4.45 pm	<b>Sampling Location</b> Dalafiri-2 Village

### TEST RESULTS

S.N.	Test Parameter	Measurement Unit	Test Method	Requirement as per IS 10500 : 2012 (Drinking Water Specifications) Including Amendment No. 4		Test Result
				Acceptable Limit	Permissible Limit #	
1	Mineral Oil	mg/l	ANtr/7.2/RES/06: 2018	1	No relaxation	BDL (DL - 0.001)

**NOTE:** ● Please see watermark "Original Test Report" to confirm the authenticity of this report. ● Results shall be referred to tested sample(s) and applicable to tested parameters only. ● Test report shall not be reproduced except in full without prior written approval of Anacon Labs. ● Liability of Anacon Labs is limited to invoiced amount only. ● Non-perishable and perishable sample(s) shall be disposed off after 30 days and 15 days respectively from the date of issue of Test Report, unless specified otherwise. ● #Permissible limit in absence of an alternate source for drinking water. ● 'mg/l' is equivalent to 'ppm'. ● 'µg/l' is equivalent to 'ppb'. ● BDL- Below detection limit. ● DL- DL Indicates detection limit of instrument /method and shall be considered as 'absent'. ● Result for test no. 8 is not relevant. ● ANtr/7.2/RES -01,06; Inhouse validated method. ● NT' indicates not Tested as sample failed to establish safety concerns.

**REMARKS:** As requested by the client, sample was tested for above parameters only.

Verified By

*Shoeb Khan*

Deputy Technical Manager

Authorized Signatory

*S.D. Garway*

Dr. (Mrs.) S.D. Garway  
Quality Manager

-----End of Report-----

Thanks for putting in your faith and trust in our services, We at Anacon Laboratories cherish our relationship. We put in a lot of hard work to ensure that you have a seamless experience at every step of our relationship. In order to ensure that your next experience will be significantly better, we welcome your feedback over email on feedback@anacon.in







# Anacon Laboratories Pvt. Ltd.



TC 5458

## Test Report

ULR No.-TC54582200004750F

Test Report No. : ALPL/30112022/4-15A

dated 30/11/2022

Page 1 of 3

<b>Issued To :</b> M/s Katamati Iron Mines (M/s TATA Steel Limited)		<b>Sample Inward No.</b> ALPL/23112022/Mon-1/60-GW19	<b>Analysis Start</b> 24/11/2022
		<b>Inward Date</b> 23/11/2022	<b>Analysis End</b> 30/11/2022
		<b>Reference</b> W.O.- 4700098928/962	<b>Report Issue Date</b> 30/11/2022
		<b>Reference Date</b> 22.03.2022	<b>Sample Category</b> Water
<b>Sample Name</b> Ground Water	<b>Sample Source</b> Dugwell	<b>Sample Particulars</b> Sample Code-GW-19	<b>Sample Condition</b> Sealed & Ice Preserved
		<b>Quantity Received</b> 2.0 Ltr & 250 ml	
<b>Sample Collected By</b> Anacon Representative Mr. K. Pandey		<b>Sampling Date</b> 19/11/2022	<b>Sampling Time</b> 10.50 am to 4.45 pm
		<b>Sampling Location</b> Dalafiri-1 Village	

### TEST RESULTS

S.N.	Test Parameter	Measurement Unit	Test Method	Requirement as per IS 10500 : 2012 (Drinking Water Specifications) Including Amendment No. 4		Test Result
				Acceptable Limit	Permissible Limit #	
<b>I</b>	<b>Biological Testing 1. Water</b>					
1	<i>Escherichia coli</i>	Per 100 ml	IS 15185 : 2016	Absent	Absent	Absent
<b>II</b>	<b>Chemical Testing 1. Water</b>					
2	Alkalinity (as CaCO <sub>3</sub> )	mg/l	IS 3025 (Part 23) : 1986	200	600	153.29
3	Anionic surface active agents (as MBAS)	mg/l	IS 13428 : (Annex K): 2005	0.2	1.0	BDL (DL – 0.01)
4	Colour	Hazen units	IS 3025 (Part 4) : 2021	5	15	1
5	Cyanide (as CN)	mg/l	IS 3025 (Part 27) : 1986	0.05	No relaxation	BDL (DL – 0.005)
6	Chloride (as Cl)	mg/l	IS 3025 (Part 32) : 1988	250	1000	23.51
7	Calcium (as Ca)	mg/l	IS 3025 (Part 40) : 1991	75	200	48.76
8	Free residual chlorine	mg/l	IS 3025 (Part 26) : 2021	Min. 0.2	1	BDL (DL – 0.1)
9	Fluoride (as F)	mg/l	IS 3025 (Part 60) : 2008	1.0	1.5	0.16
10	Magnesium (as Mg)	mg/l	IS 3025 (Part 46) : 1994	30	100	14.52
11	Nitrate (as NO <sub>3</sub> )	mg/l	APHA method 23rd edition: 2017	45	No relaxation	7.86
12	Odour	-	IS 3025 (Part 5) : 2018	Agreeable	Agreeable	Agreeable
13	pH	-	IS 3025 (Part 11) : 2022	6.5 to 8.5	No relaxation	7.19 at 25°C
14	Phenolic compounds (as C <sub>6</sub> H <sub>5</sub> OH)	mg/l	IS 3025 (Part 43) : 2022	0.001	0.002	BDL (DL – 0.001)
15	Sulphate (as SO <sub>4</sub> )	mg/l	IS 3025 (Part 24) : 2022	200	400	13.68
16	Taste	-	IS 3025 (Part 8) : 1984	Agreeable	Agreeable	Agreeable
17	Total dissolved solids	mg/l	IS 3025 (Part 16) : 1984	500	2000	436
18	Turbidity	NTU	IS 3025 (Part 10) : 1984	1	5	0.4
19	Total hardness (as CaCO <sub>3</sub> )	mg/l	IS 3025 (Part 21) : 2009	200	600	181.53

□ Please refer last Page for Note and Remarks.

Verified By

Gajendrasinha Desai  
Technical Manager

Authorized Signatories

Pooja Kathane  
Technical Manager

Dr. (Mrs.) S.D. Garway  
Quality Manager

Thanks For putting in your faith and trust in our services, We at Anacon Laboratories cherish our relationship. We put in a lot of hard work to ensure that you have a seamless experience at every step of our relationship. In order to ensure that your next experience will be significantly better, we welcome your feedback over email on [feedback@anacon.in](mailto:feedback@anacon.in)

Anacon Laboratories Pvt. Ltd. Nagpur Lab

FP-34, 35, Food Park, Five Star Industrial Estate, MIDC Butibori, Nagpur, Maharashtra, India - 441 122

+ 91 8045685558 Email : [info@anacon.in](mailto:info@anacon.in)

<https://www.anaconlaboratories.com>





Test Report

ULR No.-TC545822000004750F

Test Report No. : ALPL/30112022/4-15A

dated 30/11/2022

Page 2 of 3

<b>Issued To :</b> M/s Katamati Iron Mines (M/s TATA Steel Limited)		<b>Sample Inward No.</b> ALPL/23112022/Mon-1/60-GW19	<b>Analysis Start</b> 24/11/2022
		<b>Inward Date</b> 23/11/2022	<b>Analysis End</b> 30/11/2022
		<b>Reference</b> W.O.- 4700098928/962	<b>Report Issue Date</b> 30/11/2022
		<b>Reference Date</b> 22.03.2022	<b>Sample Category</b> Water
<b>Sample Name</b> Ground Water	<b>Sample Source</b> Dugwell	<b>Sample Particulars</b> Sample Code-GW-19	<b>Sample Condition</b> Sealed & Ice Preserved
			<b>Quantity Received</b> 2.0 Ltr & 250 ml
<b>Sample Collected By</b> Anacon Representative Mr. K. Pandey		<b>Sampling Date</b> 19/11/2022	<b>Sampling Time</b> 10.50 am to 4.45 pm
			<b>Sampling Location</b> Dalafiri-1 Village

**TEST RESULTS**

S.N.	Test Parameter	Measurement Unit	Test Method	Requirement as per IS 10500 : 2012 (Drinking Water Specifications) Including Amendment No. 4		Test Result
				Acceptable Limit	Permissible Limit #	
<b>II Chemical Testing 2. Residues In Water</b>						
20	Arsenic (as As)	mg/l	IS 3025 (Part 37) : 1988	0.01	No relaxation	BDL (DL - 0.01)
21	Aluminium (as Al)	mg/l	IS 3025 (Part 2) : 2019 / IS 3025 (Part 55): 2003	0.03	0.2	BDL (DL - 0.01)
22	Boron (as B)	mg/l	IS 3025 (Part 2) : 2019	0.5	2.4	BDL (DL - 0.1)
23	Copper (as Cu)	mg/l	IS 3025 (Part 2) : 2019	0.05	1.5	BDL (DL - 0.03)
24	Cadmium (as Cd)	mg/l	IS 3025 (Part 2) : 2019	0.003	No relaxation	BDL (DL - 0.001)
25	Iron (as Fe)	mg/l	IS 3025 (Part 2) : 2019	1.0	No relaxation	0.03
26	Lead (as Pb)	mg/l	IS 3025 (Part 2) : 2019	0.01	No relaxation	BDL (DL - 0.001)
27	Manganese (as Mn)	mg/l	IS 3025 (Part 2) : 2019	0.1	0.3	BDL (DL - 0.05)
28	Mercury (as Hg)	mg/l	IS 3025 (Part 48) : 1994	0.001	No relaxation	BDL (DL - 0.0005)
29	Selenium (as Se)	mg/l	IS 3025 (Part 56) : 2003	0.01	No relaxation	BDL (DL - 0.001)
30	Total Chromium (as Cr)	mg/l	IS 3025 (Part 2) : 2019	0.05	No relaxation	BDL (DL - 0.03)
31	Zinc (as Zn)	mg/l	IS 3025 (Part 2) : 2019	5	15	BDL (DL - 0.1)
32	Polynuclear aromatic hydrocarbon (PAH)	µg/l	ANtr/7.2/RES/01: 2018	0.1	No relaxation	BDL(DL-0.03)

□ Please refer last Page for Note and Remarks.

Verified By

Mangesh Fande  
Technical Manager

Shoeb Khan  
Deputy Technical Manager

Authorized Signatory

Dr. (Mrs.) S.D. Garway  
Quality Manager

Thanks For putting in your faith and trust in our services. We at Anacon Laboratories cherish our relationship. We put in a lot of hard work to ensure that you have a seamless experience at every step of our relationship. In order to ensure that your next experience will be significantly better, we welcome your feedback over email on [feedback@anacon.in](mailto:feedback@anacon.in)

**Anacon Laboratories Pvt. Ltd. Nagpur Lab**

9 FP-34, 35, Food Park, Five Star Industrial Estate, MIDC Butibori, Nagpur, Maharashtra, India - 441 122

+ 91 8045685558 Email : [info@anacon.in](mailto:info@anacon.in)

<https://www.anaconlaboratories.com>





Test Report

ULR No.-TC54582200004750F

Test Report No. : ALPL/30112022/4-15A

dated 30/11/2022

Page 3 of 3

<b>Issued To :</b> M/s Katamati Iron Mines (M/s TATA Steel Limited)		<b>Sample Inward No.</b> ALPL/23112022/Mon-1/60-GW19	<b>Analysis Start</b> 24/11/2022
		<b>Inward Date</b> 23/11/2022	<b>Analysis End</b> 30/11/2022
		<b>Reference</b> W.O.- 4700098928/962	<b>Report Issue Date</b> 30/11/2022
		<b>Reference Date</b> 22.03.2022	<b>Sample Category</b> Water
<b>Sample Name</b> Ground Water	<b>Sample Source</b> Dugwell	<b>Sample Particulars</b> Sample Code-GW-19	<b>Sample Condition</b> Sealed & Ice Preserved
		<b>Quantity Received</b> 2.0 Ltr & 250 ml	
<b>Sample Collected By</b> Anacon Representative Mr. K. Pandey		<b>Sampling Date</b> 19/11/2022	<b>Sampling Time</b> 10.50 am to 4.45 pm
		<b>Sampling Location</b> Dalafiri-1 Village	

**TEST RESULTS**

S.N.	Test Parameter	Measurement Unit	Test Method	Requirement as per IS 10500 : 2012 (Drinking Water Specifications) Including Amendment No. 4		Test Result
				Acceptable Limit	Permissible Limit #	
33	<b>Pesticide Residues Organochlorine</b>					
i	Alpha-HCH	µg/l	ANtr/7.2/RES/01: 2018	0.01	No relaxation	BDL (DL - 0.01)
ii	Beta HCH	µg/l	ANtr/7.2/RES/01: 2018	0.04	No relaxation	BDL (DL - 0.03)
iii	Gamma - HCH (Lindane)	µg/l	ANtr/7.2/RES/01: 2018	2	No relaxation	BDL (DL - 0.03)
iv	Delta- HCH	µg/l	ANtr/7.2/RES/01: 2018	0.04	No relaxation	BDL (DL - 0.03)
v	Alachlor	µg/l	ANtr/7.2/RES/01: 2018	20	No relaxation	BDL (DL - 0.03)
vi	Aldrin	µg/l	ANtr/7.2/RES/01: 2018	0.03	No relaxation	BDL (DL - 0.03)
vii	Dieldrin	µg/l	ANtr/7.2/RES/01: 2018	0.03	No relaxation	BDL (DL - 0.03)
viii	Butachlor	µg/l	ANtr/7.2/RES/01: 2018	125	No relaxation	BDL (DL - 0.03)
ix	p,p'-DDE	µg/l	ANtr/7.2/RES/01: 2018	1	No relaxation	BDL (DL - 0.03)
x	o,p'-DDE	µg/l	ANtr/7.2/RES/01: 2018	1	No relaxation	BDL (DL - 0.03)
xi	p,p'-DDD	µg/l	ANtr/7.2/RES/01: 2018	1	No relaxation	BDL (DL - 0.03)
xii	o,p'-DDD	µg/l	ANtr/7.2/RES/01: 2018	1	No relaxation	BDL (DL - 0.03)
xiii	o,p'- DDT	µg/l	ANtr/7.2/RES/01: 2018	1	No relaxation	BDL (DL - 0.03)
xiv	p,p'- DDT	µg/l	ANtr/7.2/RES/01: 2018	1	No relaxation	BDL (DL - 0.03)
xv	Monocrotophos	µg/l	ANtr/7.2/RES/01: 2018	1	No relaxation	BDL (DL - 0.03)
xvi	Atrazine	µg/l	ANtr/7.2/RES/01: 2018	2	No relaxation	BDL (DL - 0.03)
xvii	Parathion methyl	µg/l	ANtr/7.2/RES/01: 2018	0.3	No relaxation	BDL (DL - 0.03)
xviii	Paraoxon methyl	µg/l	ANtr/7.2/RES/01: 2018	-	-	BDL (DL - 0.03)
xix	Malathion	µg/l	ANtr/7.2/RES/01: 2018	190	No relaxation	BDL (DL - 0.03)
xx	Malaoxon	µg/l	ANtr/7.2/RES/01: 2018	-	-	BDL (DL - 0.03)
xxi	Ethion	µg/l	ANtr/7.2/RES/01: 2018	3	No relaxation	BDL (DL - 0.03)
xxii	Chlorpyrifos	µg/l	ANtr/7.2/RES/01: 2018	30	No relaxation	BDL (DL - 0.03)

**NOTE:** ● Please see watermark "Original Test Report" to confirm the authenticity of this report. ● Results shall be referred to tested sample(s) and applicable to tested parameters only. ● Test report shall not be reproduced except in full without prior written approval of Anacon Labs. ● Liability of Anacon Labs is limited to invoiced amount only. ● Non-perishable and perishable sample(s) shall be disposed off after 30 days and 15 days respectively from the date of issue of Test Report, unless specified otherwise. ● #Permissible limit in absence of an alternate source for drinking water. ● 'mg/l' is equivalent to 'ppm'. ● 'µg/l' is equivalent to 'ppb'. ● BDL- Below detection limit. ● DL- DL Indicates detection limit of instrument /method and shall be considered as 'absent'. ● Result for test no. 8 is not relevant. ● ANtr/7.2/RES -01,06,: Inhouse validated method. ● NT' indicates not Tested as sample failed to establish safety concerns.

**REMARKS:** As requested by the client, sample was tested for above parameters only. Sample complies with IS:10500:2012, for tests conducted, indicating that it is fit for drinking purpose with respect to tested parameters.

Verified By

*FBC*  
Shoeb Khan

Deputy Technical Manager

Authorized Signatory

*S.D. Garway*

Dr. (Mrs.) S.D. Garway  
Quality Manager

-----End of Report-----


Thanks For putting in your faith and trust in our services, We at Anacon Laboratories cherish our relationship. We put in a lot of hard work to ensure that you have a seamless experience at every step of our relationship. In order to ensure that your next experience will be significantly better, we welcome your feedback over email on [feedback@anacon.in](mailto:feedback@anacon.in)

**Anacon Laboratories Pvt. Ltd. Nagpur Lab**

FP-34, 35, Food Park, Five Star Industrial Estate, MIDC Butibori, Nagpur, Maharashtra, India - 441 122

+ 91 8045685558 Email : [info@anacon.in](mailto:info@anacon.in)

<https://www.anaconlaboratories.com>





# Anacon Laboratories Pvt. Ltd.

Anacon Laboratories Pvt. Ltd. Nagpur Lab

FP-34, 35, Food Park, Five Star Industrial Estate,  
MIDC Butibori, Nagpur, Maharashtra, India - 441 122

+ 91 8045685558 Email : info@anacon.in

https:// www.anaconlaboratories.com

## Test Report

Test Report No. : ALPL/30112022/4-15B

dated 30/11/2022

Page 1 of 1

<b>Issued To :</b> M/s Katamati Iron Mines (M/s TATA Steel Limited)		<b>Sample Inward No.</b> ALPL/23112022/Mon-1/60-GW19	<b>Analysis Start</b> 24/11/2022	
		<b>Inward Date</b> 23/11/2022	<b>Analysis End</b> 30/11/2022	
		<b>Reference</b> W.O.- 4700098928/962	<b>Report Issue Date</b> 30/11/2022	
		<b>Reference Date</b> 22.03.2022	<b>Sample Category</b> Water	
<b>Sample Name</b> Ground Water	<b>Sample Source</b> Dugwell	<b>Sample Particulars</b> Sample Code-GW-19	<b>Sample Condition</b> Sealed & Ice Preserved	<b>Quantity Received</b> 2.0 Ltr & 250 ml
<b>Sample Collected By</b> Anacon Representative Mr. K. Pandey		<b>Sampling Date</b> 19/11/2022	<b>Sampling Time</b> 10.50 am to 4.45 pm	<b>Sampling Location</b> Dalafiri-1 Village

### TEST RESULTS

S.N.	Test Parameter	Measurement Unit	Test Method	Requirement as per IS 10500 : 2012 (Drinking Water Specifications) Including Amendment No. 4		Test Result
				Acceptable Limit	Permissible Limit #	
1	Mineral Oil	mg/l	ANtr/7.2/RES/06: 2018	1	No relaxation	BDL (DL - 0.001)

**NOTE:** ● Please see watermark "Original Test Report" to confirm the authenticity of this report. ● Results shall be referred to tested sample(s) and applicable to tested parameters only. ● Test report shall not be reproduced except in full without prior written approval of Anacon Labs. ● Liability of Anacon Labs is limited to invoiced amount only. ● Non-perishable and perishable sample(s) shall be disposed off after 30 days and 15 days respectively from the date of issue of Test Report, unless specified otherwise. ● #Permissible limit in absence of an alternate source for drinking water. ● 'mg/l' is equivalent to 'ppm'. ● 'µg/l' is equivalent to 'ppb'. ● BDL- Below detection limit. ● DL- DL Indicates detection limit of instrument /method and shall be considered as 'absent'. ● Result for test no. 8 is not relevant. ● ANtr/7.2/RES -01,06; Inhouse validated method. ● NT' indicates not Tested as sample failed to establish safety concerns.

**REMARKS:** As requested by the client, sample was tested for above parameters only.

Verified By

Shoeb Khan

Deputy Technical Manager

Authorized Signatory

Dr. (Mrs.) S.D. Garway  
Quality Manager

-----End of Report-----

Thanks for putting in your faith and trust in our services, We at Anacon Laboratories cherish our relationship. We put in a lot of hard work to ensure that you have a seamless experience at every step of our relationship. In order to ensure that your next experience will be significantly better, we welcome your feedback over email on feedback@anacon.in





# Anacon Laboratories Pvt. Ltd.



TC 5458

## Test Report

ULR No.-TC545822000004750F

Test Report No. : ALPL/30112022/4-16A

dated 30/11/2022

Page 1 of 3

<b>Issued To :</b> M/s Katamati Iron Mines (M/s TATA Steel Limited)		<b>Sample Inward No.</b> ALPL/23112022/Mon-1/60-GW-20	<b>Analysis Start</b> 24/11/2022
		<b>Inward Date</b> 23/11/2022	<b>Analysis End</b> 30/11/2022
		<b>Reference</b> W.O.- 4700098928/962	<b>Report Issue Date</b> 30/11/2022
		<b>Reference Date</b> 22.03.2022	<b>Sample Category</b> Water
<b>Sample Name</b> Ground Water	<b>Sample Source</b> Dugwell	<b>Sample Particulars</b> Sample Code-GW-20	<b>Sample Condition</b> Sealed & Ice Preserved
		<b>Quantity Received</b> 2.0 Ltr & 250 ml	
<b>Sample Collected By</b> Anacon Representative Mr. K. Pandey		<b>Sampling Date</b> 19/11/2022	<b>Sampling Time</b> 10.50 am to 4.45 pm
		<b>Sampling Location</b> Village Nr. Tata Sponge	

### TEST RESULTS

S.N.	Test Parameter	Measurement Unit	Test Method	Requirement as per IS 10500 : 2012 (Drinking Water Specifications) Including Amendment No. 4		Test Result
				Acceptable Limit	Permissible Limit #	
<b>I</b>	<b>Biological Testing 1. Water</b>					
1	<i>Escherichia coli</i>	Per 100 ml	IS 15185 : 2016	Absent	Absent	Absent
<b>II</b>	<b>Chemical Testing 1. Water</b>					
2	Alkalinity (as CaCO <sub>3</sub> )	mg/l	IS 3025 (Part 23) : 1986	200	600	168.92
3	Anionic surface active agents (as MBAS)	mg/l	IS 13428 : (Annex K): 2005	0.2	1.0	BDL (DL - 0.01)
4	Colour	Hazen units	IS 3025 (Part 4) : 2021	5	15	1
5	Cyanide (as CN)	mg/l	IS 3025 (Part 27) : 1986	0.05	No relaxation	BDL (DL - 0.005)
6	Chloride (as Cl)	mg/l	IS 3025 (Part 32) : 1988	250	1000	26.81
7	Calcium (as Ca)	mg/l	IS 3025 (Part 40) : 1991	75	200	51.69
8	Free residual chlorine	mg/l	IS 3025 (Part 26) : 2021	Min. 0.2	1	BDL (DL - 0.1)
9	Fluoride (as F)	mg/l	IS 3025 (Part 60) : 2008	1.0	1.5	0.24
10	Magnesium (as Mg)	mg/l	IS 3025 (Part 46) : 1994	30	100	11.52
11	Nitrate (as NO <sub>3</sub> )	mg/l	APHA method 23rd edition: 2017	45	No relaxation	6.57
12	Odour	-	IS 3025 (Part 5) : 2018	Agreeable	Agreeable	Agreeable
13	pH	-	IS 3025 (Part 11) : 2022	6.5 to 8.5	No relaxation	7.36 at 25°C
14	Phenolic compounds (as C <sub>6</sub> H <sub>5</sub> OH)	mg/l	IS 3025 (Part 43) : 2022	0.001	0.002	BDL (DL - 0.001)
15	Sulphate (as SO <sub>4</sub> )	mg/l	IS 3025 (Part 24) : 2022	200	400	18.32
16	Taste	-	IS 3025 (Part 8) : 1984	Agreeable	Agreeable	Agreeable
17	Total dissolved solids	mg/l	IS 3025 (Part 16) : 1984	500	2000	471
18	Turbidity	NTU	IS 3025 (Part 10) : 1984	1	5	0.6
19	Total hardness (as CaCO <sub>3</sub> )	mg/l	IS 3025 (Part 21) : 2009	200	600	176.54

☐ Please refer last Page for Note and Remarks.

Verified By

Gajendrasinha Desai  
Technical Manager

Authorized Signatories

Pooja Kathane  
Technical Manager

Dr. (Mrs.) S.D. Garway  
Quality Manager

Thanks For putting in your faith and trust in our services, We at Anacon Laboratories cherish our relationship. We put in a lot of hard work to ensure that you have a seamless experience at every step of our relationship. in order to ensure that your next experience will be significantly better, we welcome your feedback over email on [feedback@anacon.in](mailto:feedback@anacon.in)

**Anacon Laboratories Pvt. Ltd. Nagpur Lab**

📍 FP-34, 35, Food Park, Five Star Industrial Estate, MIDC Butibori, Nagpur, Maharashtra, India - 441 122

☎ + 91 8045685558 ✉ Email : [info@anacon.in](mailto:info@anacon.in)

🌐 <https://www.anaconlaboratories.com>





# Anacon Laboratories Pvt. Ltd.



TC 5458

## Test Report

ULR No.-TC545822000004750F

Test Report No. : ALPL/30112022/4-16A

dated 30/11/2022

Page 2 of 3

<b>Issued To :</b> M/s Katamati Iron Mines (M/s TATA Steel Limited)		<b>Sample Inward No.</b> ALPL/23112022/Mon-1/60-GW-20	<b>Analysis Start</b> 24/11/2022
		<b>Inward Date</b> 23/11/2022	<b>Analysis End</b> 30/11/2022
		<b>Reference</b> W.O.- 4700098928/962	<b>Report Issue Date</b> 30/11/2022
		<b>Reference Date</b> 22.03.2022	<b>Sample Category</b> Water
<b>Sample Name</b> Ground Water	<b>Sample Source</b> Dugwell	<b>Sample Particulars</b> Sample Code-GW-20	<b>Sample Condition</b> Sealed & Ice Preserved
		<b>Quantity Received</b> 2.0 Ltr & 250 ml	
<b>Sample Collected By</b> Anacon Representative Mr. K. Pandey		<b>Sampling Date</b> 19/11/2022	<b>Sampling Time</b> 10.50 am to 4.45 pm
		<b>Sampling Location</b> Village Nr. Tata Sponge	

### TEST RESULTS

S.N.	Test Parameter	Measurement Unit	Test Method	Requirement as per IS 10500 : 2012 (Drinking Water Specifications) Including Amendment No. 4		Test Result
				Acceptable Limit	Permissible Limit #	
<b>II Chemical Testing 2. Residues In Water</b>						
20	Arsenic (as As)	mg/l	IS 3025 (Part 37) : 1988	0.01	No relaxation	BDL (DL - 0.01)
21	Aluminium (as Al)	mg/l	IS 3025 (Part 2) : 2019 / IS 3025 (Part 55): 2003	0.03	0.2	BDL (DL - 0.01)
22	Boron (as B)	mg/l	IS 3025 (Part 2) : 2019	0.5	2.4	BDL (DL - 0.1)
23	Copper (as Cu)	mg/l	IS 3025 (Part 2) : 2019	0.05	1.5	BDL (DL - 0.03)
24	Cadmium (as Cd)	mg/l	IS 3025 (Part 2) : 2019	0.003	No relaxation	BDL (DL - 0.001)
25	Iron (as Fe)	mg/l	IS 3025 (Part 2) : 2019	1.0	No relaxation	0.52
26	Lead (as Pb)	mg/l	IS 3025 (Part 2) : 2019	0.01	No relaxation	BDL (DL - 0.001)
27	Manganese (as Mn)	mg/l	IS 3025 (Part 2) : 2019	0.1	0.3	BDL (DL - 0.05)
28	Mercury (as Hg)	mg/l	IS 3025 (Part 48) : 1994	0.001	No relaxation	BDL (DL - 0.0005)
29	Selenium (as Se)	mg/l	IS 3025 (Part 56) : 2003	0.01	No relaxation	BDL (DL - 0.001)
30	Total Chromium (as Cr)	mg/l	IS 3025 (Part 2) : 2019	0.05	No relaxation	BDL (DL - 0.03)
31	Zinc (as Zn)	mg/l	IS 3025 (Part 2) : 2019	5	15	BDL (DL - 0.1)
32	Polynuclear aromatic hydrocarbon (PAH)	µg/l	ANtr/7.2/RES/01: 2018	0.1	No relaxation	BDL(DL-0.03)

□ Please refer last Page for Note and Remarks.

Verified By

Mangesh Fañde  
Technical Manager

Shoeb Khan  
Deputy Technical Manager

Authorized Signatory

Dr. (Mrs.) S.D. Garway  
Quality Manager

Thanks For putting in your faith and trust in our services, We at Anacon Laboratories cherish our relationship. We put in a lot of hard work to ensure that you have a seamless experience at every step of our relationship. in order to ensure that your next experience will be significantly better, we welcome your feedback over email on [feedback@anacon.in](mailto:feedback@anacon.in)

**Anacon Laboratories Pvt. Ltd. Nagpur Lab**

9 FP-34, 35, Food Park, Five Star Industrial Estate, MIDC Butibori, Nagpur, Maharashtra, India - 441 122

+ 91 8045685558 Email : [info@anacon.in](mailto:info@anacon.in)

https://www.anaconlaboratories.com





Test Report

ULR No.-TC54582200004750F

Test Report No. : ALPL/30112022/4-16A

dated 30/11/2022

Page 3 of 3

<b>Issued To :</b> M/s Katamati Iron Mines (M/s TATA Steel Limited)		<b>Sample Inward No.</b> ALPL/23112022/Mon-1/60-GW-20	<b>Analysis Start</b> 24/11/2022
		<b>Inward Date</b> 23/11/2022	<b>Analysis End</b> 30/11/2022
		<b>Reference</b> W.O.- 4700098928/962	<b>Report Issue Date</b> 30/11/2022
		<b>Reference Date</b> 22.03.2022	<b>Sample Category</b> Water
<b>Sample Name</b> Ground Water	<b>Sample Source</b> Dugwell	<b>Sample Particulars</b> Sample Code-GW-20	<b>Sample Condition</b> Sealed & Ice Preserved
		<b>Quantity Received</b> 2.0 Ltr & 250 ml	
<b>Sample Collected By</b> Anacon Representative Mr. K. Pandey		<b>Sampling Date</b> 19/11/2022	<b>Sampling Time</b> 10.50 am to 4.45 pm
		<b>Sampling Location</b> Village Nr. Tata Sponge	

**TEST RESULTS**

S.N.	Test Parameter	Measurement Unit	Test Method	Requirement as per IS 10500 : 2012 (Drinking Water Specifications) Including Amendment No. 4		Test Result
				Acceptable Limit	Permissible Limit #	
<b>33</b>	<b>Pesticide Residues Organochlorine</b>					
i	Alpha-HCH	µg/l	ANtr/7.2/RES/01: 2018	0.01	No relaxation	BDL (DL - 0.01)
ii	Beta HCH	µg/l	ANtr/7.2/RES/01: 2018	0.04	No relaxation	BDL (DL - 0.03)
iii	Gamma - HCH (Lindane)	µg/l	ANtr/7.2/RES/01: 2018	2	No relaxation	BDL (DL - 0.03)
iv	Delta- HCH	µg/l	ANtr/7.2/RES/01: 2018	0.04	No relaxation	BDL (DL - 0.03)
v	Alachlor	µg/l	ANtr/7.2/RES/01: 2018	20	No relaxation	BDL (DL - 0.03)
vi	Aldrin	µg/l	ANtr/7.2/RES/01: 2018	0.03	No relaxation	BDL (DL - 0.03)
vii	Dieldrin	µg/l	ANtr/7.2/RES/01: 2018	0.03	No relaxation	BDL (DL - 0.03)
viii	Butachlor	µg/l	ANtr/7.2/RES/01: 2018	125	No relaxation	BDL (DL - 0.03)
ix	p,p'-DDE	µg/l	ANtr/7.2/RES/01: 2018	1	No relaxation	BDL (DL - 0.03)
x	o,p'-DDE	µg/l	ANtr/7.2/RES/01: 2018	1	No relaxation	BDL (DL - 0.03)
xi	p,p'-DDD	µg/l	ANtr/7.2/RES/01: 2018	1	No relaxation	BDL (DL - 0.03)
xii	o,p'-DDD	µg/l	ANtr/7.2/RES/01: 2018	1	No relaxation	BDL (DL - 0.03)
xiii	o,p'- DDT	µg/l	ANtr/7.2/RES/01: 2018	1	No relaxation	BDL (DL - 0.03)
xiv	p,p'- DDT	µg/l	ANtr/7.2/RES/01: 2018	1	No relaxation	BDL (DL - 0.03)
xv	Monocrotophos	µg/l	ANtr/7.2/RES/01: 2018	1	No relaxation	BDL (DL - 0.03)
xvi	Atrazine	µg/l	ANtr/7.2/RES/01: 2018	2	No relaxation	BDL (DL - 0.03)
xvii	Parathion methyl	µg/l	ANtr/7.2/RES/01: 2018	0.3	No relaxation	BDL (DL - 0.03)
xviii	Paraoxon methyl	µg/l	ANtr/7.2/RES/01: 2018	-	-	BDL (DL - 0.03)
xix	Malathion	µg/l	ANtr/7.2/RES/01: 2018	190	No relaxation	BDL (DL - 0.03)
xx	Malaoxon	µg/l	ANtr/7.2/RES/01: 2018	-	-	BDL (DL - 0.03)
xxi	Ethion	µg/l	ANtr/7.2/RES/01: 2018	3	No relaxation	BDL (DL - 0.03)
xxii	Chlorpyrifos	µg/l	ANtr/7.2/RES/01: 2018	30	No relaxation	BDL (DL - 0.03)

**NOTE:** ● Please see watermark "Original Test Report" to confirm the authenticity of this report. ● Results shall be referred to tested sample(s) and applicable to tested parameters only. ● Test report shall not be reproduced except in full without prior written approval of Anacon Labs. ● Liability of Anacon Labs is limited to invoiced amount only. ● Non-perishable and perishable sample(s) shall be disposed off after 30 days and 15 days respectively from the date of issue of Test Report, unless specified otherwise. ● #Permissible limit in absence of an alternate source for drinking water. ● 'mg/l' is equivalent to 'ppm'. ● 'µg/l' is equivalent to 'ppb'. ● BDL - Below detection limit. ● DL - DL Indicates detection limit of instrument /method and shall be considered as 'absent'. ● Result for test no. 8 is not relevant. ● ANtr/7.2/RES-01,06; Inhouse validated method. ● NT' indicates not Tested as sample failed to establish safety concerns.

**REMARKS:** As requested by the client, sample was tested for above parameters only. Sample complies with IS:10500:2012, for tests conducted, indicating that it is fit for drinking purpose with respect to tested parameters.

Verified By  
  
Shoeb Khan  
Deputy Technical Manager

Authorized Signatory  
  
Dr. (Mrs.) S.D. Garway  
Quality Manager

----End of Report----

Thanks For putting in your faith and trust in our services, We at Anacon Laboratories cherish our relationship. We put in a lot of hard work to ensure that you have a seamless experience at every step of our relationship. in order to ensure that your next experience will be significantly better, we welcome your feedback over email on feedback@anacon.in

**Anacon Laboratories Pvt. Ltd. Nagpur Lab**

FP-34, 35, Food Park, Five Star Industrial Estate, MIDC Butibori, Nagpur, Maharashtra, India - 441 122

+ 91 8045685558 Email : info@anacon.in

https://www.anaconlaboratories.com





Test Report

Test Report No. : ALPL/30112022/4-16B

dated 30/11/2022

Page 1 of 1

<b>Issued To :</b> M/s Katamati Iron Mines (M/s TATA Steel Limited)		<b>Sample Inward No.</b> ALPL/23112022/Mon-1/60-GW-20	<b>Analysis Start</b> 24/11/2022	
		<b>Inward Date</b> 23/11/2022	<b>Analysis End</b> 30/11/2022	
		<b>Reference</b> W.O.- 4700098928/962	<b>Report Issue Date</b> 30/11/2022	
		<b>Reference Date</b> 22.03.2022	<b>Sample Category</b> Water	
<b>Sample Name</b> Ground Water	<b>Sample Source</b> Dugwell	<b>Sample Particulars</b> Sample Code-GW-20	<b>Sample Condition</b> Sealed & Ice Preserved	<b>Quantity Received</b> 2.0 Ltr & 250 ml
<b>Sample Collected By</b> Anacon Representative Mr. K. Pandey		<b>Sampling Date</b> 19/11/2022	<b>Sampling Time</b> 10.50 am to 4.45 pm	<b>Sampling Location</b> Village Nr. Tata Sponge

**TEST RESULTS**

S.N.	Test Parameter	Measurement Unit	Test Method	Requirement as per IS 10500 : 2012 (Drinking Water Specifications) Including Amendment No. 4		Test Result
				Acceptable Limit	Permissible Limit #	
1	Mineral Oil	mg/l	ANtr/7.2/RES/06; 2018	1	No relaxation	BDL (DL - 0.001)

**NOTE:** ● Please see watermark "Original Test Report" to confirm the authenticity of this report. ● Results shall be referred to tested sample(s) and applicable to tested parameters only. ● Test report shall not be reproduced except in full without prior written approval of Anacon Labs. ● Liability of Anacon Labs is limited to invoiced amount only. ● Non-perishable and perishable sample(s) shall be disposed off after 30 days and 15 days respectively from the date of issue of Test Report, unless specified otherwise. ● #Permissible limit in absence of an alternate source for drinking water. ● 'mg/l' is equivalent to 'ppm'. ● 'µg/l' is equivalent to 'ppb'. ● BDL- Below detection limit. ● DL- DL Indicates detection limit of instrument /method and shall be considered as 'absent'. ● Result for test no. 8 is not relevant. ● ANtr/7.2/RES -01,06; Inhouse validated method. ● NT' indicates not Tested as sample failed to establish safety concerns.

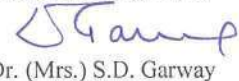
**REMARKS:** As requested by the client, sample was tested for above parameters only.

Verified By

  
Shoeb Khan

Deputy Technical Manager

Authorized Signatory



Dr. (Mrs.) S.D. Garway  
Quality Manager

-----End of Report-----







# Anacon Laboratories Pvt. Ltd.



TC 5458

## Test Report

ULR No.-TC54582200004750F

Test Report No. : ALPL/30112022/4-17A

dated 30/11/2022

Page 1 of 3

<b>Issued To :</b> M/s Katamati Iron Mines (M/s TATA Steel Limited)		<b>Sample Inward No.</b> ALPL/23112022/Mon-1/60-GW-21	<b>Analysis Start</b> 24/11/2022
		<b>Inward Date</b> 23/11/2022	<b>Analysis End</b> 30/11/2022
		<b>Reference</b> W.O.- 4700098928/962	<b>Report Issue Date</b> 30/11/2022
		<b>Reference Date</b> 22.03.2022	<b>Sample Category</b> Water
<b>Sample Name</b> Ground Water	<b>Sample Source</b> Dugwell	<b>Sample Particulars</b> Sample Code-GW-21	<b>Sample Condition</b> Sealed & Ice Preserved
		<b>Quantity Received</b> 2.0 Ltr & 250 ml	
<b>Sample Collected By</b> Anacon Representative Mr. K. Pandey		<b>Sampling Date</b> 19/11/2022	<b>Sampling Time</b> 10.50 am to 4.45 pm
		<b>Sampling Location</b> Nr. Metso Plant	

### TEST RESULTS

S.N.	Test Parameter	Measurement Unit	Test Method	Requirement as per IS 10500 : 2012 (Drinking Water Specifications) Including Amendment No. 4		Test Result
				Acceptable Limit	Permissible Limit #	
<b>I Biological Testing 1. Water</b>						
1	Escherichia coli	Per 100 ml	IS 15185 : 2016	Absent	Absent	Absent
<b>II Chemical Testing 1. Water</b>						
2	Alkalinity (as CaCO <sub>3</sub> )	mg/l	IS 3025 (Part 23) : 1986	200	600	164.72
3	Anionic surface active agents (as MBAS)	mg/l	IS 13428 : (Annex K): 2005	0.2	1.0	BDL (DL - 0.01)
4	Colour	Hazen units	IS 3025 (Part 4) : 2021	5	15	1
5	Cyanide (as CN)	mg/l	IS 3025 (Part 27) : 1986	0.05	No relaxation	BDL (DL - 0.005)
6	Chloride (as Cl)	mg/l	IS 3025 (Part 32) : 1988	250	1000	28.46
7	Calcium (as Ca)	mg/l	IS 3025 (Part 40) : 1991	75	200	54.19
8	Free residual chlorine	mg/l	IS 3025 (Part 26) : 2021	Min. 0.2	1	BDL (DL - 0.1)
9	Fluoride (as F)	mg/l	IS 3025 (Part 60) : 2008	1.0	1.5	0.18
10	Magnesium (as Mg)	mg/l	IS 3025 (Part 46) : 1994	30	100	13.64
11	Nitrate (as NO <sub>3</sub> )	mg/l	APHA method 23rd edition: 2017	45	No relaxation	9.17
12	Odour	-	IS 3025 (Part 5) : 2018	Agreeable	Agreeable	Agreeable
13	pH	-	IS 3025 (Part 11) : 2022	6.5 to 8.5	No relaxation	6.82 at 25°C
14	Phenolic compounds (as C <sub>6</sub> H <sub>5</sub> OH)	mg/l	IS 3025 (Part 43) : 2022	0.001	0.002	BDL (DL - 0.001)
15	Sulphate (as SO <sub>4</sub> )	mg/l	IS 3025 (Part 24) : 2022	200	400	23.64
16	Taste	-	IS 3025 (Part 8) : 1984	Agreeable	Agreeable	Agreeable
17	Total dissolved solids	mg/l	IS 3025 (Part 16) : 1984	500	2000	452
18	Turbidity	NTU	IS 3025 (Part 10) : 1984	1	5	0.7
19	Total hardness (as CaCO <sub>3</sub> )	mg/l	IS 3025 (Part 21) : 2009	200	600	191.49

□ Please refer last Page for Note and Remarks.

Verified By

Gajendrasinha Desai  
Technical Manager

Authorized Signatories

Pooja Kathane  
Technical Manager

Dr. (Mrs.) S.D. Garway  
Quality Manager

Thanks For putting in your faith and trust in our services, We at Anacon Laboratories cherish our relationship. We put in a lot of hard work to ensure that you have a seamless experience at every step of our relationship. In order to ensure that your next experience will be significantly better, we welcome your feedback over email on [feedback@anacon.in](mailto:feedback@anacon.in)

**Anacon Laboratories Pvt. Ltd. Nagpur Lab**

9 FP-34, 35, Food Park, Five Star Industrial Estate, MIDC Butibori, Nagpur, Maharashtra, India - 441 122

+ 91 8045685558 Email : [info@anacon.in](mailto:info@anacon.in)

<https://www.anaconlaboratories.com>





Test Report

ULR No.-TC54582200004750F

Test Report No. : ALPL/30112022/4-17A

dated 30/11/2022

Page 2 of 3

<b>Issued To :</b> M/s Katamati Iron Mines (M/s TATA Steel Limited)		<b>Sample Inward No.</b> ALPL/23112022/Mon-1/60-GW-21	<b>Analysis Start</b> 24/11/2022
		<b>Inward Date</b> 23/11/2022	<b>Analysis End</b> 30/11/2022
		<b>Reference</b> W.O.- 4700098928/962	<b>Report Issue Date</b> 30/11/2022
		<b>Reference Date</b> 22.03.2022	<b>Sample Category</b> Water
<b>Sample Name</b> Ground Water	<b>Sample Source</b> Dugwell	<b>Sample Particulars</b> Sample Code-GW-21	<b>Sample Condition</b> Sealed & Ice Preserved
			<b>Quantity Received</b> 2.0 Ltr & 250 ml
<b>Sample Collected By</b> Anacon Representative Mr. K. Pandey		<b>Sampling Date</b> 19/11/2022	<b>Sampling Time</b> 10.50 am to 4.45 pm
			<b>Sampling Location</b> Nr. Metso Plant

**TEST RESULTS**

S.N.	Test Parameter	Measurement Unit	Test Method	Requirement as per IS 10500 : 2012 (Drinking Water Specifications) Including Amendment No. 4		Test Result
				Acceptable Limit	Permissible Limit #	
<b>II Chemical Testing 2. Residues In Water</b>						
20	Arsenic (as As)	mg/l	IS 3025 (Part 37) : 1988	0.01	No relaxation	BDL (DL - 0.01)
21	Aluminium (as Al)	mg/l	IS 3025 (Part 2) : 2019 / IS 3025 (Part 55): 2003	0.03	0.2	BDL (DL - 0.01)
22	Boron (as B)	mg/l	IS 3025 (Part 2) : 2019	0.5	2.4	BDL (DL - 0.1)
23	Copper (as Cu)	mg/l	IS 3025 (Part 2) : 2019	0.05	1.5	BDL (DL - 0.03)
24	Cadmium (as Cd)	mg/l	IS 3025 (Part 2) : 2019	0.003	No relaxation	BDL (DL - 0.001)
25	Iron (as Fe)	mg/l	IS 3025 (Part 2) : 2019	1.0	No relaxation	0.05
26	Lead (as Pb)	mg/l	IS 3025 (Part 2) : 2019	0.01	No relaxation	BDL (DL - 0.001)
27	Manganese (as Mn)	mg/l	IS 3025 (Part 2) : 2019	0.1	0.3	BDL (DL - 0.05)
28	Mercury (as Hg)	mg/l	IS 3025 (Part 48) : 1994	0.001	No relaxation	BDL (DL - 0.0005)
29	Selenium (as Se)	mg/l	IS 3025 (Part 56) : 2003	0.01	No relaxation	BDL (DL - 0.001)
30	Total Chromium (as Cr)	mg/l	IS 3025 (Part 2) : 2019	0.05	No relaxation	BDL (DL - 0.03)
31	Zinc (as Zn)	mg/l	IS 3025 (Part 2) : 2019	5	15	BDL (DL - 0.1)
32	Polynuclear aromatic hydrocarbon (PAH)	µg/l	ANtr/7.2/RES/01: 2018	0.1	No relaxation	BDL(DL-0.03)

□ Please refer last Page for Note and Remarks.

Verified By

Mangesh Fande  
Technical Manager

Shoeb Khan  
Deputy Technical Manager

Authorized Signatory

Dr. (Mrs.) S.D. Garway  
Quality Manager

Thanks For putting in your faith and trust in our services, We at Anacon Laboratories cherish our relationship. We put in a lot of hard work to ensure that you have a seamless experience at every step of our relationship. in order to ensure that your next experience will be significantly better, we welcome your feedback over email on [feedback@anacon.in](mailto:feedback@anacon.in)

**Anacon Laboratories Pvt. Ltd. Nagpur Lab**

FP-34, 35, Food Park, Five Star Industrial Estate, MIDC Butibori, Nagpur, Maharashtra, India - 441 122

+ 91 8045685558 Email : [info@anacon.in](mailto:info@anacon.in)

<https://www.anaconlaboratories.com>





Test Report

ULR No.-TC54582200004750F

Test Report No. : ALPL/30112022/4-17A

dated 30/11/2022

Page 3 of 3

<b>Issued To :</b> M/s Katamati Iron Mines (M/s TATA Steel Limited)		<b>Sample Inward No.</b> ALPL/23112022/Mon-1/60-GW-21	<b>Analysis Start</b> 24/11/2022
		<b>Inward Date</b> 23/11/2022	<b>Analysis End</b> 30/11/2022
		<b>Reference</b> W.O.- 4700098928/962	<b>Report Issue Date</b> 30/11/2022
		<b>Reference Date</b> 22.03.2022	<b>Sample Category</b> Water
<b>Sample Name</b> Ground Water	<b>Sample Source</b> Dugwell	<b>Sample Particulars</b> Sample Code-GW-21	<b>Sample Condition</b> Sealed & Ice Preserved
			<b>Quantity Received</b> 2.0 Ltr & 250 ml
<b>Sample Collected By</b> Anacon Representative Mr. K. Pandey		<b>Sampling Date</b> 19/11/2022	<b>Sampling Time</b> 10.50 am to 4.45 pm
			<b>Sampling Location</b> Nr. Metso Plant

**TEST RESULTS**

S.N.	Test Parameter	Measurement Unit	Test Method	Requirement as per IS 10500 : 2012 (Drinking Water Specifications) Including Amendment No. 4		Test Result
				Acceptable Limit	Permissible Limit #	
<b>33</b>	<b>Pesticide Residues Organochlorine</b>					
i	Alpha-HCH	µg/l	ANtr/7.2/RES/01: 2018	0.01	No relaxation	BDL (DL - 0.01)
ii	Beta HCH	µg/l	ANtr/7.2/RES/01: 2018	0.04	No relaxation	BDL (DL - 0.03)
iii	Gamma - HCH (Lindane)	µg/l	ANtr/7.2/RES/01: 2018	2	No relaxation	BDL (DL - 0.03)
iv	Delta- HCH	µg/l	ANtr/7.2/RES/01: 2018	0.04	No relaxation	BDL (DL - 0.03)
v	Alachlor	µg/l	ANtr/7.2/RES/01: 2018	20	No relaxation	BDL (DL - 0.03)
vi	Aldrin	µg/l	ANtr/7.2/RES/01: 2018	0.03	No relaxation	BDL (DL - 0.03)
vii	Dieldrin	µg/l	ANtr/7.2/RES/01: 2018	0.03	No relaxation	BDL (DL - 0.03)
viii	Butachlor	µg/l	ANtr/7.2/RES/01: 2018	125	No relaxation	BDL (DL - 0.03)
ix	p,p'-DDE	µg/l	ANtr/7.2/RES/01: 2018	1	No relaxation	BDL (DL - 0.03)
x	o,p'-DDE	µg/l	ANtr/7.2/RES/01: 2018	1	No relaxation	BDL (DL - 0.03)
xi	p,p'-DDD	µg/l	ANtr/7.2/RES/01: 2018	1	No relaxation	BDL (DL - 0.03)
xii	o,p'-DDD	µg/l	ANtr/7.2/RES/01: 2018	1	No relaxation	BDL (DL - 0.03)
xiii	o,p'- DDT	µg/l	ANtr/7.2/RES/01: 2018	1	No relaxation	BDL (DL - 0.03)
xiv	p,p'- DDT	µg/l	ANtr/7.2/RES/01: 2018	1	No relaxation	BDL (DL - 0.03)
xv	Monocrotophos	µg/l	ANtr/7.2/RES/01: 2018	1	No relaxation	BDL (DL - 0.03)
xvi	Atrazine	µg/l	ANtr/7.2/RES/01: 2018	2	No relaxation	BDL (DL - 0.03)
xvii	Parathion methyl	µg/l	ANtr/7.2/RES/01: 2018	0.3	No relaxation	BDL (DL - 0.03)
xviii	Paraoxon methyl	µg/l	ANtr/7.2/RES/01: 2018	-	-	BDL (DL - 0.03)
xix	Malathion	µg/l	ANtr/7.2/RES/01: 2018	190	No relaxation	BDL (DL - 0.03)
xx	Malaoxon	µg/l	ANtr/7.2/RES/01: 2018	-	-	BDL (DL - 0.03)
xxi	Ethion	µg/l	ANtr/7.2/RES/01: 2018	3	No relaxation	BDL (DL - 0.03)
xxii	Chlorpyrifos	µg/l	ANtr/7.2/RES/01: 2018	30	No relaxation	BDL (DL - 0.03)

**NOTE:** ● Please see watermark "Original Test Report" to confirm the authenticity of this report. ● Results shall be referred to tested sample(s) and applicable to tested parameters only. ● Test report shall not be reproduced except in full without prior written approval of Anacon Labs. ● Liability of Anacon Labs is limited to invoiced amount only. ● Non-perishable and perishable sample(s) shall be disposed off after 30 days and 15 days respectively from the date of issue of Test Report, unless specified otherwise. ● #Permissible limit in absence of an alternate source for drinking water. ● 'mg/l' is equivalent to 'ppm'. ● 'µg/l' is equivalent to 'ppb'. ● BDL- Below detection limit. ● DL- DL Indicates detection limit of instrument/method and shall be considered as 'absent'. ● Result for test no. 3 is not relevant. ● ANtr/7.2/RES -01,06.: Inhouse validated method. ● NT' indicates not Tested as sample failed to establish safety concerns.

**REMARKS:** As requested by the client, sample was tested for above parameters only. Sample complies with IS:10500:2012, for tests conducted, indicating that it is fit for drinking purpose with respect to tested parameters.

Verified By  
  
Shoeb Khan  
Deputy Technical Manager

Authorized Signatory  
  
Dr. (Mrs.) S.D. Garway  
Quality Manager

-----End of Report-----

Thanks For putting in your faith and trust in our services, We at Anacon Laboratories cherish our relationship. We put in a lot of hard work to ensure that you have a seamless experience at every step of our relationship. in order to ensure that your next experience will be significantly better, we welcome your feedback over email on [feedback@anacon.in](mailto:feedback@anacon.in)

**Anacon Laboratories Pvt. Ltd. Nagpur Lab**

◆ FP-34, 35, Food Park, Five Star Industrial Estate, MIDC Butibori, Nagpur, Maharashtra, India - 441 122

☎ + 91 8045685558 ✉ Email : [info@anacon.in](mailto:info@anacon.in)

🌐 <https://www.anaconlaboratories.com>





# Anacon Laboratories Pvt. Ltd.

Anacon Laboratories Pvt. Ltd. Nagpur Lab

FP-34, 35, Food Park, Five Star Industrial Estate,

MIDC Butibori, Nagpur, Maharashtra, India - 441 122

+ 91 8045685558 Email : info@anacon.in

https://www.anaconlaboratories.com

## Test Report

Test Report No. : ALPL/30112022/4-17B

dated 30/11/2022

Page 1 of 1

<b>Issued To :</b> M/s Katamati Iron Mines (M/s TATA Steel Limited)		<b>Sample Inward No.</b> ALPL/23112022/Mon-1/60-GW-21	<b>Analysis Start</b> 24/11/2022	
		<b>Inward Date</b> 23/11/2022	<b>Analysis End</b> 30/11/2022	
		<b>Reference</b> W.O.- 4700098928/962	<b>Report Issue Date</b> 30/11/2022	
		<b>Reference Date</b> 22.03.2022	<b>Sample Category</b> Water	
<b>Sample Name</b> Ground Water	<b>Sample Source</b> Dugwell	<b>Sample Particulars</b> Sample Code-GW-21	<b>Sample Condition</b> Sealed & Ice Preserved	<b>Quantity Received</b> 2.0 Ltr & 250 ml
<b>Sample Collected By</b> Anacon Representative Mr. K. Pandey		<b>Sampling Date</b> 19/11/2022	<b>Sampling Time</b> 10.50 am to 4.45 pm	<b>Sampling Location</b> Nr. Metso Plant

### TEST RESULTS

S.N.	Test Parameter	Measurement Unit	Test Method	Requirement as per IS 10500 : 2012 (Drinking Water Specifications) Including Amendment No.4		Test Result
				Acceptable Limit	Permissible Limit #	
1	Mineral Oil	mg/l	ANtr/7.2/RES/06: 2018	1	No relaxation	BDL (DL - 0.001)

**NOTE:** • Please see watermark "Original Test Report" to confirm the authenticity of this report. • Results shall be referred to tested sample(s) and applicable to tested parameters only. • Test report shall not be reproduced except in full without prior written approval of Anacon Labs. • Liability of Anacon Labs is limited to invoiced amount only. • Non-perishable and perishable sample(s) shall be disposed off after 30 days and 15 days respectively from the date of issue of Test Report, unless specified otherwise. • #Permissible limit in absence of an alternate source for drinking water. • 'mg/l' is equivalent to 'ppm'. • 'µg/l' is equivalent to 'ppb'. • BDL- Below detection limit. • DL- DL Indicates detection limit of instrument /method and shall be considered as 'absent'. • Result for test no. 8 is not relevant. • ANtr/7.2/RES -01,06.; Inhouse validated method. • NT' indicates not Tested as sample failed to establish safety concerns.

**REMARKS:** As requested by the client, sample was tested for above parameters only.

Verified By

Shoeb Khan

Deputy Technical Manager

Authorized Signatory

Dr. (Mrs.) S.D. Garway  
Quality Manager

-----End of Report-----

Thanks for putting in your faith and trust in our services, We at Anacon Laboratories cherish our relationship. We put in a lot of hard work to ensure that you have a seamless experience at every step of our relationship.

In order to ensure that your next experience will be significantly better, we welcome your feedback over email on feedback@anacon.in





Test Report

ULR No.-TC54582200004750F

Test Report No. : ALPL/30112022/4-18A

dated 30/11/2022

Page 1 of 3

<b>Issued To :</b> M/s Katamati Iron Mines (M/s TATA Steel Limited)		<b>Sample Inward No.</b> ALPL/23112022/Mon-1/60-GW-22	<b>Analysis Start</b> 24/11/2022
		<b>Inward Date</b> 23/11/2022	<b>Analysis End</b> 30/11/2022
		<b>Reference</b> W.O.- 4700098928/962	<b>Report Issue Date</b> 30/11/2022
		<b>Reference Date</b> 22.03.2022	<b>Sample Category</b> Water
<b>Sample Name</b> Ground Water	<b>Sample Source</b> Dugwell	<b>Sample Particulars</b> Sample Code-GW-22	<b>Sample Condition</b> Sealed & Ice Preserved
			<b>Quantity Received</b> 2.0 Ltr & 250 ml
<b>Sample Collected By</b> Anacon Representative Mr. K. Pandey		<b>Sampling Date</b> 19/11/2022	<b>Sampling Time</b> 10.50 am to 4.45 pm
			<b>Sampling Location</b> Nr. Pit Office

**TEST RESULTS**

S.N.	Test Parameter	Measurement Unit	Test Method	Requirement as per IS 10500 : 2012 (Drinking Water Specifications) Including Amendment No. 4		Test Result
				Acceptable Limit	Permissible Limit #	
<b>I Biological Testing 1. Water</b>						
1	Escherichia coli	Per 100 ml	IS 15185 : 2016	Absent	Absent	Absent
<b>II Chemical Testing 1. Water</b>						
2	Alkalinity (as CaCO <sub>3</sub> )	mg/l	IS 3025 (Part 23) : 1986	200	600	197.26
3	Anionic surface active agents (as MBAS)	mg/l	IS 13428 : (Annex K): 2005	0.2	1.0	BDL (DL - 0.01)
4	Colour	Hazen units	IS 3025 (Part 4) : 2021	5	15	1
5	Cyanide (as CN)	mg/l	IS 3025 (Part 27) : 1986	0.05	No relaxation	BDL (DL - 0.005)
6	Chloride (as Cl)	mg/l	IS 3025 (Part 32) : 1988	250	1000	31.54
7	Calcium (as Ca)	mg/l	IS 3025 (Part 40) : 1991	75	200	48.17
8	Free residual chlorine	mg/l	IS 3025 (Part 26) : 2021	Min. 0.2	1	BDL (DL - 0.1)
9	Fluoride (as F)	mg/l	IS 3025 (Part 60) : 2008	1.0	1.5	0.26
10	Magnesium (as Mg)	mg/l	IS 3025 (Part 46) : 1994	30	100	12.68
11	Nitrate (as NO <sub>3</sub> )	mg/l	APHA method 23rd edition: 2017	45	No relaxation	7.19
12	Odour	-	IS 3025 (Part 5) : 2018	Agreeable	Agreeable	Agreeable
13	pH	-	IS 3025 (Part 11) : 2022	6.5 to 8.5	No relaxation	7.06 at 25°C
14	Phenolic compounds (as C <sub>6</sub> H <sub>5</sub> OH)	mg/l	IS 3025 (Part 43) : 2022	0.001	0.002	BDL (DL - 0.001)
15	Sulphate (as SO <sub>4</sub> )	mg/l	IS 3025 (Part 24) : 2022	200	400	13.94
16	Taste	-	IS 3025 (Part 8) : 1984	Agreeable	Agreeable	Agreeable
17	Total dissolved solids	mg/l	IS 3025 (Part 16) : 1984	500	2000	473
18	Turbidity	NTU	IS 3025 (Part 10) : 1984	1	5	0.6
19	Total hardness (as CaCO <sub>3</sub> )	mg/l	IS 3025 (Part 21) : 2009	200	600	172.50

□ Please refer last Page for Note and Remarks.

Verified By

Gajendrasinha Desai  
Technical Manager

Authorized Signatories

Pooja Kathane  
Technical Manager

Dr. (Mrs.) S.D. Garway  
Quality Manager

Thanks For putting in your faith and trust in our services, We at Anacon Laboratories cherish our relationship. We put in a lot of hard work to ensure that you have a seamless experience at every step of our relationship. in order to ensure that your next experience will be significantly better, we welcome your feedback over email on [feedback@anacon.in](mailto:feedback@anacon.in)

**Anacon Laboratories Pvt. Ltd. Nagpur Lab**

FP-34, 35, Food Park, Five Star Industrial Estate, MIDC Butibori, Nagpur, Maharashtra, India - 441 122

+ 91 8045685558 Email : [info@anacon.in](mailto:info@anacon.in)

<https://www.anaconlaboratories.com>





# Anacon Laboratories Pvt. Ltd.



TC 5458

## Test Report

ULR No.-TC54582200004750F

Test Report No. : ALPL/30112022/4-18A

dated 30/11/2022

Page 2 of 3

<b>Issued To :</b> M/s Katamati Iron Mines (M/s TATA Steel Limited)		<b>Sample Inward No.</b> ALPL/23112022/Mon-1/60-GW-22	<b>Analysis Start</b> 24/11/2022
		<b>Inward Date</b> 23/11/2022	<b>Analysis End</b> 30/11/2022
		<b>Reference</b> W.O.- 4700098928/962	<b>Report Issue Date</b> 30/11/2022
		<b>Reference Date</b> 22.03.2022	<b>Sample Category</b> Water
<b>Sample Name</b> Ground Water	<b>Sample Source</b> Dugwell	<b>Sample Particulars</b> Sample Code-GW-22	<b>Sample Condition</b> Sealed & Ice Preserved
		<b>Quantity Received</b> 2.0 Ltr & 250 ml	
<b>Sample Collected By</b> Anacon Representative Mr. K. Pandey		<b>Sampling Date</b> 19/11/2022	<b>Sampling Time</b> 10.50 am to 4.45 pm
		<b>Sampling Location</b> Nr. Pit Office	

### TEST RESULTS

S.N.	Test Parameter	Measurement Unit	Test Method	Requirement as per IS 10500 : 2012 (Drinking Water Specifications) Including Amendment No. 4		Test Result
				Acceptable Limit	Permissible Limit #	
<b>II Chemical Testing 2. Residues In Water</b>						
20	Arsenic (as As)	mg/l	IS 3025 (Part 37) : 1988	0.01	No relaxation	BDL (DL - 0.01)
21	Aluminium (as Al)	mg/l	IS 3025 (Part 2) : 2019 / IS 3025 (Part 55): 2003	0.03	0.2	BDL (DL - 0.01)
22	Boron (as B)	mg/l	IS 3025 (Part 2) : 2019	0.5	2.4	BDL (DL - 0.1)
23	Copper (as Cu)	mg/l	IS 3025 (Part 2) : 2019	0.05	1.5	BDL (DL - 0.03)
24	Cadmium (as Cd)	mg/l	IS 3025 (Part 2) : 2019	0.003	No relaxation	BDL (DL - 0.001)
25	Iron (as Fe)	mg/l	IS 3025 (Part 2) : 2019	1.0	No relaxation	0.02
26	Lead (as Pb)	mg/l	IS 3025 (Part 2) : 2019	0.01	No relaxation	BDL (DL - 0.001)
27	Manganese (as Mn)	mg/l	IS 3025 (Part 2) : 2019	0.1	0.3	BDL (DL - 0.05)
28	Mercury (as Hg)	mg/l	IS 3025 (Part 48) : 1994	0.001	No relaxation	BDL (DL - 0.0005)
29	Selenium (as Se)	mg/l	IS 3025 (Part 56) : 2003	0.01	No relaxation	BDL (DL - 0.001)
30	Total Chromium (as Cr)	mg/l	IS 3025 (Part 2) : 2019	0.05	No relaxation	BDL (DL - 0.03)
31	Zinc (as Zn)	mg/l	IS 3025 (Part 2) : 2019	5	15	BDL (DL - 0.1)
32	Polynuclear aromatic hydrocarbon (PAH)	µg/l	ANtr/7.2/RES/01: 2018	0.1	No relaxation	BDL(DL-0.03)

□ Please refer last Page for Note and Remarks.

Verified By

Mangesh Fande  
Technical Manager

Shoeb Khan  
Deputy Technical Manager

Authorized Signatory

Dr. (Mrs.) S.D. Garway  
Quality Manager

Thanks For putting in your faith and trust in our services, We at Anacon Laboratories cherish our relationship. We put in a lot of hard work to ensure that you have a seamless experience at every step of our relationship. In order to ensure that your next experience will be significantly better, we welcome your feedback over email on [feedback@anacon.in](mailto:feedback@anacon.in)

**Anacon Laboratories Pvt. Ltd. Nagpur Lab**

FP-34, 35, Food Park, Five Star Industrial Estate, MIDC Butibori, Nagpur, Maharashtra, India - 441 122

+ 91 8045685558 Email : [info@anacon.in](mailto:info@anacon.in)

<https://www.anaconlaboratories.com>





Test Report

ULR No.-TC54582200004750F

Test Report No. : ALPL/30112022/4-18A

dated 30/11/2022

Page 3 of 3

<b>Issued To :</b> M/s Katamati Iron Mines (M/s TATA Steel Limited)		<b>Sample Inward No.</b> ALPL/23112022/Mon-1/60-GW-22	<b>Analysis Start</b> 24/11/2022
		<b>Inward Date</b> 23/11/2022	<b>Analysis End</b> 30/11/2022
		<b>Reference</b> W.O.- 4700098928/962	<b>Report Issue Date</b> 30/11/2022
		<b>Reference Date</b> 22.03.2022	<b>Sample Category</b> Water
<b>Sample Name</b> Ground Water	<b>Sample Source</b> Dugwell	<b>Sample Particulars</b> Sample Code-GW-22	<b>Sample Condition</b> Sealed & Ice Preserved
			<b>Quantity Received</b> 2.0 Ltr & 250 ml
<b>Sample Collected By</b> Anacon Representative Mr. K. Pandey		<b>Sampling Date</b> 19/11/2022	<b>Sampling Time</b> 10.50 am to 4.45 pm
			<b>Sampling Location</b> Nr. Pit Office

**TEST RESULTS**

S.N.	Test Parameter	Measurement Unit	Test Method	Requirement as per IS 10500 : 2012 (Drinking Water Specifications) Including Amendment No. 4		Test Result
				Acceptable Limit	Permissible Limit #	
<b>33</b>	<b>Pesticide Residues Organochlorine</b>					
i	Alpha-HCH	µg/l	ANtr/7.2/RES/01: 2018	0.01	No relaxation	BDL (DL - 0.01)
ii	Beta HCH	µg/l	ANtr/7.2/RES/01: 2018	0.04	No relaxation	BDL (DL - 0.03)
iii	Gamma - HCH (Lindane)	µg/l	ANtr/7.2/RES/01: 2018	2	No relaxation	BDL (DL - 0.03)
iv	Delta- HCH	µg/l	ANtr/7.2/RES/01: 2018	0.04	No relaxation	BDL (DL - 0.03)
v	Alachlor	µg/l	ANtr/7.2/RES/01: 2018	20	No relaxation	BDL (DL - 0.03)
vi	Aldrin	µg/l	ANtr/7.2/RES/01: 2018	0.03	No relaxation	BDL (DL - 0.03)
vii	Dieldrin	µg/l	ANtr/7.2/RES/01: 2018	0.03	No relaxation	BDL (DL - 0.03)
viii	Butachlor	µg/l	ANtr/7.2/RES/01: 2018	125	No relaxation	BDL (DL - 0.03)
ix	p,p'-DDE	µg/l	ANtr/7.2/RES/01: 2018	1	No relaxation	BDL (DL - 0.03)
x	o,p'-DDE	µg/l	ANtr/7.2/RES/01: 2018	1	No relaxation	BDL (DL - 0.03)
xi	p,p'-DDD	µg/l	ANtr/7.2/RES/01: 2018	1	No relaxation	BDL (DL - 0.03)
xii	o,p'-DDD	µg/l	ANtr/7.2/RES/01: 2018	1	No relaxation	BDL (DL - 0.03)
xiii	o,p'- DDT	µg/l	ANtr/7.2/RES/01: 2018	1	No relaxation	BDL (DL - 0.03)
xiv	p,p'- DDT	µg/l	ANtr/7.2/RES/01: 2018	1	No relaxation	BDL (DL - 0.03)
xv	Monocrotophos	µg/l	ANtr/7.2/RES/01: 2018	1	No relaxation	BDL (DL - 0.03)
xvi	Atrazine	µg/l	ANtr/7.2/RES/01: 2018	2	No relaxation	BDL (DL - 0.03)
xvii	Parathion methyl	µg/l	ANtr/7.2/RES/01: 2018	0.3	No relaxation	BDL (DL - 0.03)
xviii	Paraoxon methyl	µg/l	ANtr/7.2/RES/01: 2018	-	-	BDL (DL - 0.03)
xix	Malathion	µg/l	ANtr/7.2/RES/01: 2018	190	No relaxation	BDL (DL - 0.03)
xx	Malaoxon	µg/l	ANtr/7.2/RES/01: 2018	-	-	BDL (DL - 0.03)
xxi	Ethion	µg/l	ANtr/7.2/RES/01: 2018	3	No relaxation	BDL (DL - 0.03)
xxii	Chlorpyrifos	µg/l	ANtr/7.2/RES/01: 2018	30	No relaxation	BDL (DL - 0.03)

**NOTE:** ● Please see watermark "Original Test Report" to confirm the authenticity of this report. ● Results shall be referred to tested sample(s) and applicable to tested parameters only. ● Test report shall not be reproduced except in full without prior written approval of Anacon Labs. ● Liability of Anacon Labs is limited to invoiced amount only. ● Non-perishable and perishable sample(s) shall be disposed off after 30 days and 15 days respectively from the date of issue of Test Report, unless specified otherwise. ● #Permissible limit in absence of an alternate source for drinking water. ● 'mg/l' is equivalent to 'ppm'. ● 'µg/l' is equivalent to 'ppb'. ● BDL- Below detection limit. ● DL- DL Indicates detection limit of instrument/method and shall be considered as 'absent'. ● Result for test no. 8 is not relevant. ● ANtr/7.2/RES-01,06: Inhouse validated method. ● NT indicates not Tested as sample failed to establish safety concerns.

**REMARKS:** As requested by the client, sample was tested for above parameters only. Sample complies with IS:10500:2012, for tests conducted, indicating that it is fit for drinking purpose with respect to tested parameters.

Verified By  
*f B K*  
Shoeb Khan  
Deputy Technical Manager

Authorized Signatory  
*Stamp*  
Dr. (Mrs.) S.D. Garway  
Quality Manager

-----End of Report-----

Thanks For putting in your faith and trust in our services, We at Anacon Laboratories cherish our relationship. We put in a lot of hard work to ensure that you have a seamless experience at every step of our relationship. In order to ensure that your next experience will be significantly better, we welcome your feedback over email on [feedback@anacon.in](mailto:feedback@anacon.in)





# Anacon Laboratories Pvt. Ltd.

Anacon Laboratories Pvt. Ltd. Nagpur Lab

FP-34, 35, Food Park, Five Star Industrial Estate,  
MIDC Butibori, Nagpur, Maharashtra, India - 441 122

+ 91 8045685558 Email : info@anacon.in

https:// www.anaconlaboratories.com

## Test Report

Test Report No. : ALPL/30112022/4-18B

dated 30/11/2022

Page 1 of 1

<b>Issued To :</b> M/s Katamati Iron Mines (M/s TATA Steel Limited)		<b>Sample Inward No.</b> ALPL/23112022/Mon-1/60-GW-22	<b>Analysis Start</b> 24/11/2022	
		<b>Inward Date</b> 23/11/2022	<b>Analysis End</b> 30/11/2022	
		<b>Reference</b> W.O.- 4700098928/962	<b>Report Issue Date</b> 30/11/2022	
		<b>Reference Date</b> 22.03.2022	<b>Sample Category</b> Water	
<b>Sample Name</b> Ground Water	<b>Sample Source</b> Dugwell	<b>Sample Particulars</b> Sample Code-GW-22	<b>Sample Condition</b> Sealed & Ice Preserved	<b>Quantity Received</b> 2.0 Ltr & 250 ml
<b>Sample Collected By</b> Anacon Representative Mr. K. Pandey		<b>Sampling Date</b> 19/11/2022	<b>Sampling Time</b> 10.50 am to 4.45 pm	<b>Sampling Location</b> Nr. Pit Office

### TEST RESULTS

S.N.	Test Parameter	Measurement Unit	Test Method	Requirement as per IS 10500 : 2012 (Drinking Water Specifications) Including Amendment No. 4		Test Result
				Acceptable Limit	Permissible Limit #	
1	Mineral Oil	mg/l	ANtr/7.2/RES/06: 2018	1	No relaxation	BDL (DL - 0.001)

**NOTE:** ● Please see watermark "Original Test Report" to confirm the authenticity of this report. ● Results shall be referred to tested sample(s) and applicable to tested parameters only. ● Test report shall not be reproduced except in full without prior written approval of Anacon Labs. ● Liability of Anacon Labs is limited to invoiced amount only. ● Non-perishable and perishable sample(s) shall be disposed off after 30 days and 15 days respectively from the date of issue of Test Report, unless specified otherwise. ● #Permissible limit in absence of an alternate source for drinking water. ● 'mg/l' is equivalent to 'ppm'. ● 'µg/l' is equivalent to 'ppb'. ● BDL- Below detection limit. ● DL- DL Indicates detection limit of instrument /method and shall be considered as 'absent'. ● Result for test no. 8 is not relevant. ● ANtr/7.2/RES -01,06.: Inhouse validated method. ● NT' indicates not Tested as sample failed to establish safety concerns.

**REMARKS:** As requested by the client, sample was tested for above parameters only.

Verified By

*fbc*

Shoeb Khan

Deputy Technical Manager

Authorized Signatory

*S.D. Garway*

Dr. (Mrs.) S.D. Garway

Quality Manager

-----End of Report-----

Thanks for putting in your faith and trust in our services, We at Anacon Laboratories cherish our relationship. We put in a lot of hard work to ensure that you have a seamless experience at every step of our relationship. In order to ensure that your next experience will be significantly better, we welcome your feedback over email on feedback@anacon.in







Test Report

ULR No.- TC545823000000358F

Test Report No. : ALPL/28022023/4-13A

dated 28/02/2023

Page 1 of 3

<b>Issued To :</b> M/s Katamati Iron Mines (M/s TATA Steel Limited)		<b>Sample Inward No.</b> ALPL/21022023/Mon-1/60-GW17	<b>Analysis Start</b> 21/02/2023
		<b>Inward Date</b> 21/02/2023	<b>Analysis End</b> 28/02/2023
		<b>Reference</b> W.O.- 4700098928/962	<b>Report Issue Date</b> 28/02/2023
		<b>Reference Date</b> 22.03.2022	<b>Sample Category</b> Water
<b>Sample Name</b> Ground Water	<b>Sample Source</b> Dugwell	<b>Sample Particulars</b> Sample Code-GW-17	<b>Sample Condition</b> Sealed & Ice Preserved
		<b>Quantity Received</b> 5.0 Ltr & 250 ml	
<b>Sample Collected By</b> Anacon Representative Mr. Sovan Giri		<b>Sampling Date</b> 18/02/2023	<b>Sampling Time</b> 10.20 am to 5.10 pm
		<b>Sampling Location</b> Mahadev Nasha Village	

**TEST RESULTS**

S.N.	Test Parameter	Measurement Unit	Test Method	Requirement as per IS 10500 : 2012 (Drinking Water Specifications) Including Amendment No. 4		Test Result
				Acceptable Limit	Permissible Limit #	
<b>I</b>	<b>Biological Testing I. Water</b>					
1	<i>Escherichia coli</i>	Per 100 ml	IS 15185 : 2016	Absent	Absent	Absent
<b>II</b>	<b>Chemical Testing I. Water</b>					
2	Alkalinity (as CaCO <sub>3</sub> )	mg/l	IS 3025 (Part 23) : 1986	200	600	137.29
3	Anionic surface active agents (as MBAS)	mg/l	IS 13428 : (Annex K): 2005	0.2	1.0	BDL (DL - 0.01)
4	Colour	Hazen units	IS 3025 (Part 4) : 2021	5	15	1
5	Cyanide (as CN)	mg/l	IS 3025 (Part 27) : 1986	0.05	No relaxation	BDL (DL - 0.005)
6	Chloride (as Cl)	mg/l	IS 3025 (Part 32) : 1988	250	1000	26.43
7	Calcium (as Ca)	mg/l	IS 3025 (Part 40) : 1991	75	200	47.19
8	Free residual chlorine	mg/l	IS 3025 (Part 26) : 2021	Min. 0.2	1	BDL (DL - 0.1)
9	Fluoride (as F)	mg/l	IS 3025 (Part 60) : 2008	1.0	1.5	0.18
10	Magnesium (as Mg)	mg/l	IS 3025 (Part 46) : 1994	30	100	12.76
11	Nitrate (as NO <sub>3</sub> )	mg/l	APHA method 23rd edition: 2017	45	No relaxation	8.19
12	Odour	-	IS 3025 (Part 5) : 2018	Agreeable	Agreeable	Agreeable
13	pH	-	IS 3025 (Part 11) : 2022	6.5 to 8.5	No relaxation	6.72 at 25°C
14	Phenolic compounds (as C <sub>6</sub> H <sub>5</sub> OH)	mg/l	IS 3025 (Part 43) : 2022	0.001	0.002	BDL (DL - 0.001)
15	Sulphate (as SO <sub>4</sub> )	mg/l	IS 3025 (Part 24) : 2022	200	400	13.82
16	Taste	-	IS 3025 (Part 8) : 1984	Agreeable	Agreeable	Agreeable
17	Total dissolved solids	mg/l	IS 3025 (Part 16) : 1984	500	2000	481
18	Turbidity	NTU	IS 3025 (Part 10) : 1984	1	5	0.3
19	Total hardness (as CaCO <sub>3</sub> )	mg/l	IS 3025 (Part 21) : 2009	200	600	170.36

□ Please refer last Page for Note and Remarks.

Verified By

Gajendrasinha Desai  
Technical Manager

Authorized Signatories

Pooja Kathane  
Technical Manager

Dr. (Mrs.) S.D. Garway  
Quality Manager

Thanks For putting in your faith and trust in our services, We at Anacon Laboratories cherish our relationship. We put in a lot of hard work to ensure that you have a seamless experience at every step of our relationship. In order to ensure that your next experience will be significantly better, we welcome your feedback over email on [feedback@anacon.in](mailto:feedback@anacon.in)

**Anacon Laboratories Pvt. Ltd. Nagpur Lab**

FP-34, 35, Food Park, Five Star Industrial Estate, MIDC Butibori, Nagpur, Maharashtra, India - 441 122

+ 91 8045685558 Email : [info@anacon.in](mailto:info@anacon.in)

<https://www.anaconlaboratories.com>





Test Report

ULR No.- TC54582300000358F

Test Report No. : ALPL/28022023/4-13A

dated 28/02/2023

Page 2 of 3

<b>Issued To :</b> M/s Katamati Iron Mines (M/s TATA Steel Limited)		<b>Sample Inward No.</b> ALPL/21022023/Mon-1/60-GW17	<b>Analysis Start</b> 21/02/2023
		<b>Inward Date</b> 21/02/2023	<b>Analysis End</b> 28/02/2023
		<b>Reference</b> W.O.- 4700098928/962	<b>Report Issue Date</b> 28/02/2023
		<b>Reference Date</b> 22.03.2022	<b>Sample Category</b> Water
<b>Sample Name</b> Ground Water	<b>Sample Source</b> Dugwell	<b>Sample Particulars</b> Sample Code-GW-17	<b>Sample Condition</b> Sealed & Ice Preserved
		<b>Quantity Received</b> 5.0 Ltr & 250 ml	
<b>Sample Collected By</b> Anacon Representative Mr. Sovan Giri		<b>Sampling Date</b> 18/02/2023	<b>Sampling Time</b> 10.20 am to 5.10 pm
		<b>Sampling Location</b> Mahadev Nasha Village	

**TEST RESULTS**

S.N.	Test Parameter	Measurement Unit	Test Method	Requirement as per IS 10500 : 2012 (Drinking Water Specifications) Including Amendment No. 4		Test Result
				Acceptable Limit	Permissible Limit #	
<b>II</b>	<b>Chemical Testing 2. Residues In Water</b>					
20	Arsenic (as As)	mg/l	IS 3025 (Part 37) : 2022	0.01	No relaxation	BDL (DL - 0.01)
21	Aluminium (as Al)	mg/l	IS 3025 (Part 2) : 2019	0.03	0.2	BDL (DL - 0.01)
22	Boron (as B)	mg/l	IS 3025 (Part 2) : 2019	0.5	2.4	BDL (DL - 0.1)
23	Copper (as Cu)	mg/l	IS 3025 (Part 2) : 2019	0.05	1.5	BDL (DL - 0.03)
24	Cadmium (as Cd)	mg/l	IS 3025 (Part 2) : 2019	0.003	No relaxation	BDL (DL - 0.001)
25	Iron (as Fe)	mg/l	IS 3025 (Part 2) : 2019	1.0	No relaxation	0.40
26	Lead (as Pb)	mg/l	IS 3025 (Part 2) : 2019	0.01	No relaxation	BDL (DL - 0.001)
27	Manganese (as Mn)	mg/l	IS 3025 (Part 2) : 2019	0.1	0.3	BDL (DL - 0.05)
28	Mercury (as Hg)	mg/l	IS 3025 (Part 48) : 1994	0.001	No relaxation	BDL (DL - 0.0005)
29	Selenium (as Se)	mg/l	IS 3025 (Part 56) : 2003	0.01	No relaxation	BDL (DL - 0.001)
30	Total Chromium (as Cr)	mg/l	IS 3025 (Part 2) : 2019	0.05	No relaxation	BDL (DL - 0.03)
31	Zinc (as Zn)	mg/l	IS 3025 (Part 2) : 2019	5	15	BDL (DL - 0.1)
32	Polynuclear aromatic hydrocarbon (PAH)	µg/l	ANtr/7.2/RES/01: 2018	0.1	No relaxation	BDL(DL-0.03)

□ Please refer last Page for Note and Remarks.

Verified By

Mangesh Fande  
Technical Manager

Shoeb Khan  
Deputy Technical Manager

Authorized Signatory

Dr. (Mrs.) S.D. Garway  
Quality Manager

Thanks For putting in your faith and trust in our services, We at Anacon Laboratories cherish our relationship. We put in a lot of hard work to ensure that you have a seamless experience at every step of our relationship. In order to ensure that your next experience will be significantly better, we welcome your feedback over email on [feedback@anacon.in](mailto:feedback@anacon.in)

**Anacon Laboratories Pvt. Ltd. Nagpur Lab**

📍 FP-34, 35, Food Park, Five Star Industrial Estate, MIDC Butibori, Nagpur, Maharashtra, India - 441 122

☎ + 91 8045685558 ✉ Email : [info@anacon.in](mailto:info@anacon.in)

🌐 [https:// www.anaconlaboratories.com](https://www.anaconlaboratories.com)





Test Report

ULR No.- TC545823000000358F

Test Report No. : ALPL/28022023/4-13A

dated 28/02/2023

Page 3 of 3

Issued To : M/s Katamati Iron Mines (M/s TATA Steel Limited)	Sample Inward No.	ALPL/21022023/Mon-1/60-GW17	Analysis Start	21/02/2023
	Inward Date	21/02/2023	Analysis End	28/02/2023
	Reference	W.O.- 4700098928/962	Report Issue Date	28/02/2023
	Reference Date	22.03.2022	Sample Category	Water

Sample Name	Sample Source	Sample Particulars	Sample Condition	Quantity Received
Ground Water	Dugwell	Sample Code-GW-17	Sealed & Ice Preserved	5.0 Ltr & 250 ml
Sample Collected By		Sampling Date	Sampling Time	Sampling Location
Anacon Representative Mr. Sovan Giri		18/02/2023	10.20 am to 5.10 pm	Mahadev Nasha Village

TEST RESULTS

S.N.	Test Parameter	Measurement Unit	Test Method	Requirement as per IS 10500 : 2012 (Drinking Water Specifications) Including Amendment No. 4		Test Result
				Acceptable Limit	Permissible Limit #	
33	<b>Pesticide Residues Organochlorine</b>					
i	Alpha-HCH	µg/l	ANtr/7.2/RES/01: 2018	0.01	No relaxation	BDL (DL - 0.01)
ii	Beta HCH	µg/l	ANtr/7.2/RES/01: 2018	0.04	No relaxation	BDL (DL - 0.03)
iii	Gamma - HCH (Lindane)	µg/l	ANtr/7.2/RES/01: 2018	2	No relaxation	BDL (DL - 0.03)
iv	Delta- HCH	µg/l	ANtr/7.2/RES/01: 2018	0.04	No relaxation	BDL (DL - 0.03)
v	Alachlor	µg/l	ANtr/7.2/RES/01: 2018	20	No relaxation	BDL (DL - 0.03)
vi	Aldrin	µg/l	ANtr/7.2/RES/01: 2018	0.03	No relaxation	BDL (DL - 0.03)
vii	Dieldrin	µg/l	ANtr/7.2/RES/01: 2018	0.03	No relaxation	BDL (DL - 0.03)
viii	Butachlor	µg/l	ANtr/7.2/RES/01: 2018	125	No relaxation	BDL (DL - 0.03)
ix	p,p'-DDE	µg/l	ANtr/7.2/RES/01: 2018	1	No relaxation	BDL (DL - 0.03)
x	o,p'-DDE	µg/l	ANtr/7.2/RES/01: 2018	1	No relaxation	BDL (DL - 0.03)
xi	p,p'-DDD	µg/l	ANtr/7.2/RES/01: 2018	1	No relaxation	BDL (DL - 0.03)
xii	o,p'-DDD	µg/l	ANtr/7.2/RES/01: 2018	1	No relaxation	BDL (DL - 0.03)
xiii	o,p'- DDT	µg/l	ANtr/7.2/RES/01: 2018	1	No relaxation	BDL (DL - 0.03)
xiv	p,p'- DDT	µg/l	ANtr/7.2/RES/01: 2018	1	No relaxation	BDL (DL - 0.03)
xv	Monocrotophos	µg/l	ANtr/7.2/RES/01: 2018	1	No relaxation	BDL (DL - 0.03)
xvi	Atrazine	µg/l	ANtr/7.2/RES/01: 2018	2	No relaxation	BDL (DL - 0.03)
xvii	Parathion methyl	µg/l	ANtr/7.2/RES/01: 2018	0.3	No relaxation	BDL (DL - 0.03)
xviii	Paraoxon methyl	µg/l	ANtr/7.2/RES/01: 2018	-	-	BDL (DL - 0.03)
xix	Malathion	µg/l	ANtr/7.2/RES/01: 2018	190	No relaxation	BDL (DL - 0.03)
xx	Malaaxon	µg/l	ANtr/7.2/RES/01: 2018	-	-	BDL (DL - 0.03)
xxi	Ethion	µg/l	ANtr/7.2/RES/01: 2018	3	No relaxation	BDL (DL - 0.03)
xxii	Chlorpyrifos	µg/l	ANtr/7.2/RES/01: 2018	30	No relaxation	BDL (DL - 0.03)

**NOTE:** ● Please see watermark "Original Test Report" to confirm the authenticity of this report. ● Results shall be referred to tested sample(s) and applicable to tested parameters only. ● Test report shall not be reproduced except in full without prior written approval of Anacon Labs. ● Liability of Anacon Labs is limited to invoiced amount only. ● Non-perishable and perishable sample(s) shall be disposed off after 30 days and 15 days respectively from the date of issue of Test Report, unless specified otherwise. ● Permissible limit in absence of an alternate source for drinking water. ● 'mg/l' is equivalent to 'ppm'. ● 'µg/l' is equivalent to 'ppb'. ● BDL- Below detection limit. ● DL- DL Indicates detection limit of instrument /method and shall be considered as 'absent'. ● Result for test no. 8 is not relevant. ● ANtr/7.2/RES-01.06.: Inhouse validated method. ● NT: indicates not Tested as sample failed to establish safety concerns.

**REMARKS:** As requested by the client, sample was tested for above parameters only. Sample complies with IS:10500:2012, for tests conducted, indicating that it is fit for drinking purpose with respect to tested parameters.

Verified By

*Silob Khan*

Silob Khan  
Deputy Technical Manager

Authorized Signatory

*[Signature]*

[Signature]  
Quality Manager

Thanks For putting in your faith and trust in our services, We at Anacon Laboratories cherish our relationship. We put in a lot of hard work to ensure that you have a seamless experience at every step of our relationship. In order to ensure that your next experience will be significantly better, we welcome your feedback over email on feedback@anacon.in

Anacon Laboratories Pvt. Ltd. Nagpur Lab

FP-34, 35, Food Park, Five Star Industrial Estate, MIDC Butibori, Nagpur, Maharashtra, India - 441 122

+ 91 8045685558 Email : info@anacon.in

https://www.anaconlaboratories.com





# Anacon Laboratories Pvt. Ltd.

**Anacon Laboratories Pvt. Ltd. Nagpur Lab**  
📍 FP-34, 35, Food Park, Five Star Industrial Estate,  
MIDC Butibori, Nagpur, Maharashtra, India - 441 122  
☎ + 91 8045685558 ✉ Email : info@anacon.in  
🌐 https://www.anaconlaboratories.com

## Test Report

Test Report No. : ALPL/28022023/4-13B

dated 28/02/2023

Page 1 of 1


<b>Issued To :</b> M/s Katamati Iron Mines (M/s TATA Steel Limited)		<b>Sample Inward No.</b> ALPL/21022023/Mon-1/60-GW17	<b>Analysis Start</b> 21/02/2023	
		<b>Inward Date</b> 21/02/2023	<b>Analysis End</b> 28/02/2023	
		<b>Reference</b> W.O.- 4700098928/962	<b>Report Issue Date</b> 28/02/2023	
		<b>Reference Date</b> 22.03.2022	<b>Sample Category</b> Water	
<b>Sample Name</b> Ground Water	<b>Sample Source</b> Dugwell	<b>Sample Particulars</b> Sample Code-GW-17	<b>Sample Condition</b> Sealed & Ice Preserved	<b>Quantity Received</b> 5.0 Ltr & 250 ml
<b>Sample Collected By</b> Anacon Representative Mr. Sovan Giri		<b>Sampling Date</b> 18/02/2023	<b>Sampling Time</b> 10.20 am to 5.10 pm	<b>Sampling Location</b> Mahadev Nasha Village

### TEST RESULTS

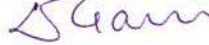
S.N.	Test Parameter	Measurement Unit	Test Method	Requirement as per IS 10500 : 2012 (Drinking Water Specifications) Including Amendment No. 4		Test Result
				Acceptable Limit	Permissible Limit #	
1	Mineral Oil	mg/l	ANtr/7.2/RES/06: 2018	1	No relaxation	BDL (DL - 0.001)

**NOTE:** ● Please see watermark "Original Test Report" to confirm the authenticity of this report ● Results shall be referred to tested sample(s) and applicable to tested parameters only ● Test report shall not be reproduced except in full without prior written approval of Anacon Labs ● Liability of Anacon Labs is limited to invoiced amount only ● Non-perishable and perishable sample(s) shall be disposed off after 30 days and 15 days respectively from the date of issue of Test Report, unless specified otherwise. ● #Permissible limit in absence of an alternate source for drinking water. ● 'mg/l' is equivalent to 'ppm' ● 'µg/l' is equivalent to 'ppb' ● BDL- Below detection limit, ● DL- DL Indicates detection limit of instrument /method and shall be considered as 'absent'. ● Result for test no 8 is not relevant ● ANtr/7.2/RES -01,06.: Inhouse validated method. ● NT indicates not Tested as sample failed to establish safety concerns.

**REMARKS:** As requested by the client, sample was tested for above parameters only.

Verified By  
  
Shoeb Khan  
Deputy Technical Manager

Authorized Signatory

  
Dr. (Mrs.) S.D. Garway  
Quality Manager

-----End of Report-----

Thanks for putting in your faith and trust in our services, We at Anacon Laboratories cherish our relationship. We put in a lot of hard work to ensure that you have a seamless experience at every step of our relationship. In order to ensure that your next experience will be significantly better, we welcome your feedback over email on [feedback@anacon.in](mailto:feedback@anacon.in)





Test Report

ULR No.- TC54582300000358F

Test Report No. : ALPL/28022023/4-14A

dated 28/02/2023

Page 1 of 3

<b>Issued To :</b> M/s Katamati Iron Mines (M/s TATA Steel Limited)		<b>Sample Inward No.</b> ALPL/21022023/Mon-1/60-GW18	<b>Analysis Start</b> 21/02/2023
		<b>Inward Date</b> 21/02/2023	<b>Analysis End</b> 28/02/2023
		<b>Reference</b> W.O.- 4700098928/962	<b>Report Issue Date</b> 28/02/2023
		<b>Reference Date</b> 22.03.2022	<b>Sample Category</b> Water
<b>Sample Name</b> Ground Water	<b>Sample Source</b> Dugwell	<b>Sample Particulars</b> Sample Code-GW-18	<b>Sample Condition</b> Sealed & Ice Preserved
		<b>Quantity Received</b> 2.0 Ltr & 250 ml	
<b>Sample Collected By</b> Anacon Representative Mr. Sovan Giri		<b>Sampling Date</b> 18/02/2023	<b>Sampling Time</b> 10.20 am to 5.10 pm
		<b>Sampling Location</b> Dalafiri-2 Village	

**TEST RESULTS**

S.N.	Test Parameter	Measurement Unit	Test Method	Requirement as per IS 10500 : 2012 (Drinking Water Specifications) Including Amendment No. 4		Test Result
				Acceptable Limit	Permissible Limit #	
<b>I Biological Testing 1. Water</b>						
1	<i>Escherichia coli</i>	Per 100 ml	IS 15185 : 2016	Absent	Absent	Absent
<b>II Chemical Testing 1. Water</b>						
2	Alkalinity (as CaCO <sub>3</sub> )	mg/l	IS 3025 (Part 23) : 1986	200	600	193.62
3	Anionic surface active agents (as MBAS)	mg/l	IS 13428 : (Annex K): 2005	0.2	1.0	BDL (DL - 0.01)
4	Colour	Hazen units	IS 3025 (Part 4) : 2021	5	15	1
5	Cyanide (as CN)	mg/l	IS 3025 (Part 27) : 1986	0.05	No relaxation	BDL (DL - 0.005)
6	Chloride (as Cl)	mg/l	IS 3025 (Part 32) : 1988	250	1000	26.17
7	Calcium (as Ca)	mg/l	IS 3025 (Part 40) : 1991	75	200	46.52
8	Free residual chlorine	mg/l	IS 3025 (Part 26) : 2021	Min. 0.2	1	BDL (DL - 0.1)
9	Fluoride (as F)	mg/l	IS 3025 (Part 60) : 2008	1.0	1.5	0.18
10	Magnesium (as Mg)	mg/l	IS 3025 (Part 46) : 1994	30	100	11.32
11	Nitrate (as NO <sub>3</sub> )	mg/l	APHA method 23rd edition: 2017	45	No relaxation	7.14
12	Odour	-	IS 3025 (Part 5) : 2018	Agreeable	Agreeable	Agreeable
13	pH	-	IS 3025 (Part 11) : 2022	6.5 to 8.5	No relaxation	6.73 at 25°C
14	Phenolic compounds (as C <sub>6</sub> H <sub>5</sub> OH)	mg/l	IS 3025 (Part 43) : 2022	0.001	0.002	BDL (DL - 0.001)
15	Sulphate (as SO <sub>4</sub> )	mg/l	IS 3025 (Part 24) : 2022	200	400	17.38
16	Taste	-	IS 3025 (Part 8) : 1984	Agreeable	Agreeable	Agreeable
17	Total dissolved solids	mg/l	IS 3025 (Part 16) : 1984	500	2000	463
18	Turbidity	NTU	IS 3025 (Part 10) : 1984	1	5	0.4
19	Total hardness (as CaCO <sub>3</sub> )	mg/l	IS 3025 (Part 21) : 2009	200	600	162.77

□ Please refer last Page for Note and Remarks.

Verified By

Gajendrasinha Desai  
Technical Manager

Authorized Signatories

Pooja Kathane  
Technical Manager

Dr. (Mrs.) S.D. Garway  
Quality Manager

Thanks For putting in your faith and trust in our services, We at Anacon Laboratories cherish our relationship. We put in a lot of hard work to ensure that you have a seamless experience at every step of our relationship. In order to ensure that your next experience will be significantly better, we welcome your feedback over email on [feedback@anacon.in](mailto:feedback@anacon.in)

**Anacon Laboratories Pvt. Ltd. Nagpur Lab**

📍 FP-34, 35, Food Park, Five Star Industrial Estate, MIDC Butibori, Nagpur, Maharashtra, India - 441 122

☎ + 91 8045685558 ✉ Email : [info@anacon.in](mailto:info@anacon.in)

🌐 <https://www.anaconlaboratories.com>





Test Report

ULR No.- TC54582300000358F

Test Report No. : ALPL/28022023/4-14A

dated 28/02/2023

Page 2 of 3

<b>Issued To :</b> M/s Katamati Iron Mines (M/s TATA Steel Limited)		<b>Sample Inward No.</b> ALPL/21022023/Mon-1/60-GW18	<b>Analysis Start</b> 21/02/2023
		<b>Inward Date</b> 21/02/2023	<b>Analysis End</b> 28/02/2023
		<b>Reference</b> W.O.- 4700098928/962	<b>Report Issue Date</b> 28/02/2023
		<b>Reference Date</b> 22.03.2022	<b>Sample Category</b> Water
<b>Sample Name</b> Ground Water	<b>Sample Source</b> Dugwell	<b>Sample Particulars</b> Sample Code-GW-18	<b>Sample Condition</b> Sealed & Ice Preserved
			<b>Quantity Received</b> 2.0 Ltr & 250 ml
<b>Sample Collected By</b> Anacon Representative Mr. Sovan Giri		<b>Sampling Date</b> 18/02/2023	<b>Sampling Time</b> 10.20 am to 5.10 pm
			<b>Sampling Location</b> Dalafiri-2 Village

**TEST RESULTS**

S.N.	Test Parameter	Measurement Unit	Test Method	Requirement as per IS 10500 : 2012 (Drinking Water Specifications) Including Amendment No. 4		Test Result
				Acceptable Limit	Permissible Limit #	
<b>II</b>	<b>Chemical Testing 2. Residues In Water</b>					
20	Arsenic (as As)	mg/l	IS 3025 (Part 37) : 2022	0.01	No relaxation	BDL (DL - 0.01)
21	Aluminium (as Al)	mg/l	IS 3025 (Part 2) : 2019	0.03	0.2	BDL (DL - 0.01)
22	Boron (as B)	mg/l	IS 3025 (Part 2) : 2019	0.5	2.4	BDL (DL - 0.1)
23	Copper (as Cu)	mg/l	IS 3025 (Part 2) : 2019	0.05	1.5	BDL (DL - 0.03)
24	Cadmium (as Cd)	mg/l	IS 3025 (Part 2) : 2019	0.003	No relaxation	BDL (DL - 0.001)
25	Iron (as Fe)	mg/l	IS 3025 (Part 2) : 2019	1.0	No relaxation	0.47
26	Lead (as Pb)	mg/l	IS 3025 (Part 2) : 2019	0.01	No relaxation	BDL (DL - 0.001)
27	Manganese (as Mn)	mg/l	IS 3025 (Part 2) : 2019	0.1	0.3	BDL (DL - 0.05)
28	Mercury (as Hg)	mg/l	IS 3025 (Part 48) : 1994	0.001	No relaxation	BDL (DL - 0.0005)
29	Selenium (as Se)	mg/l	IS 3025 (Part 56) : 2003	0.01	No relaxation	BDL (DL - 0.001)
30	Total Chromium (as Cr)	mg/l	IS 3025 (Part 2) : 2019	0.05	No relaxation	BDL (DL - 0.03)
31	Zinc (as Zn)	mg/l	IS 3025 (Part 2) : 2019	5	15	BDL (DL - 0.1)
32	Polynuclear aromatic hydrocarbon (PAH)	µg/l	ANtr/7.2/RES/01: 2018	0.1	No relaxation	BDL(DL-0.03)

□ Please refer last Page for Note and Remarks.

Verified By

Mangesh Fande  
Technical Manager

Shoeb Khan  
Deputy Technical Manager

Authorized Signatory

Dr. (Mrs.) S.D. Garway  
Quality Manager

Thanks For putting in your faith and trust in our services, We at Anacon Laboratories cherish our relationship. We put in a lot of hard work to ensure that you have a seamless experience at every step of our relationship. In order to ensure that your next experience will be significantly better, we welcome your feedback over email on [feedback@anacon.in](mailto:feedback@anacon.in)

**Anacon Laboratories Pvt. Ltd. Nagpur Lab**

📍 FP-34, 35, Food Park, Five Star Industrial Estate, MIDC Butibori, Nagpur, Maharashtra, India - 441 122

☎ + 91 8045685558 ✉ Email : [info@anacon.in](mailto:info@anacon.in)

🌐 [https:// www.anaconlaboratories.com](https://www.anaconlaboratories.com)





Test Report

ULR No.- TC54582300000358F

Test Report No. : ALPL/28022023/4-14A

dated 28/02/2023

Page 3 of 3

Table with 5 columns: Issued To, Sample Inward No., Inward Date, Reference, Reference Date, Analysis Start, Analysis End, Report Issue Date, Sample Category, Sample Name, Sample Source, Sample Particulars, Sample Condition, Quantity Received, Sample Collected By, Sampling Date, Sampling Time, Sampling Location.

TEST RESULTS

Table with 7 columns: S.N., Test Parameter, Measurement Unit, Test Method, Requirement as per IS 10500:2012 (Drinking Water Specifications) Including Amendment No. 4 (Acceptable Limit, Permissible Limit #), Test Result.

NOTE: Please see watermark "Original Test Report" to confirm the authenticity of this report. Results shall be referred to tested sample(s) and applicable to tested parameters only. Test report shall not be reproduced except in full without prior written approval of Anacon Labs. Liability of Anacon Labs is limited to invoiced amount only. Non-perishable and perishable sample(s) shall be disposed off after 30 days and 15 days respectively from the date of issue of Test Report, unless specified otherwise. #Permissible limit in absence of an alternate source for drinking water. 'mg/l' is equivalent to 'ppm'. 'µg/l' is equivalent to 'ppb'. BDL- Below detection limit. DL- DL Indicates detection limit of instrument /method and shall be considered as 'absent'. Result for test no. 8 is not relevant. ANtr/7.2/RES-01.06.: Inhouse validated method. NT indicates not Tested as sample failed to establish safety concerns. REMARKS: As requested by the client, sample was tested for above parameters only. Sample complies with IS:10500:2012, for tests conducted, indicating that it is fit for drinking purpose with respect to tested parameters.

Verified By Shoeb Khan Deputy Technical Manager

Authorized Signatory Dr. (Mrs.) S.D. Garway Quality Manager

Thanks For putting in your faith and trust in our services, We at Anacon Laboratories cherish our relationship. We put in a lot of hard work to ensure that you have a seamless experience at every step of our relationship. in order to ensure that your next experience will be significantly better, we welcome your feedback over email on feedback@anacon.in

Anacon Laboratories Pvt. Ltd. Nagpur Lab

FP-34, 35, Food Park, Five Star Industrial Estate, MIDC Butibori, Nagpur, Maharashtra, India - 441 122

+ 91 8045685558 Email : info@anacon.in

https:// www.anaconlaboratories.com





# Anacon Laboratories Pvt. Ltd.

Anacon Laboratories Pvt. Ltd. Nagpur Lab  
FP-34, 35, Food Park, Five Star Industrial Estate,  
MIDC Butibori, Nagpur, Maharashtra, India - 441 122  
+ 91 8045685558 Email : info@anacon.in  
https://www.anaconlaboratories.com

## Test Report

Test Report No. : ALPL/28022023/4-14B

dated 28/02/2023

Page 1 of 1

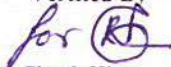
<b>Issued To :</b> M/s Katamati Iron Mines (M/s TATA Steel Limited)		<b>Sample Inward No.</b> ALPL/21022023/Mon-1/60-GW18	<b>Analysis Start</b> 21/02/2023	
		<b>Inward Date</b> 21/02/2023	<b>Analysis End</b> 28/02/2023	
		<b>Reference</b> W.O.- 4700098928/962	<b>Report Issue Date</b> 28/02/2023	
		<b>Reference Date</b> 22.03.2022	<b>Sample Category</b> Water	
<b>Sample Name</b> Ground Water	<b>Sample Source</b> Dugwell	<b>Sample Particulars</b> Sample Code-GW-18	<b>Sample Condition</b> Sealed & Ice Preserved	<b>Quantity Received</b> 2.0 Ltr & 250 ml
<b>Sample Collected By</b> Anacon Representative Mr. Sovan Giri		<b>Sampling Date</b> 18/02/2023	<b>Sampling Time</b> 10.20 am to 5.10 pm	<b>Sampling Location</b> Dalafiri-2 Village

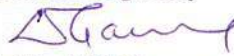
### TEST RESULTS

S.N.	Test Parameter	Measurement Unit	Test Method	Requirement as per IS 10500 : 2012 (Drinking Water Specifications) Including Amendment No. 4		Test Result
				Acceptable Limit	Permissible Limit #	
1	Mineral Oil	mg/l	ANtr/7.2/RES/06: 2018	1	No relaxation	BDL (DL - 0.001)

NOTE: ● Please see watermark "Original Test Report" to confirm the authenticity of this report ● Results shall be referred to tested sample(s) and applicable to tested parameters only ● Test report shall not be reproduced except in full without prior written approval of Anacon Labs ● Liability of Anacon Labs is limited to invoiced amount only ● Non-perishable and perishable sample(s) shall be disposed off after 30 days and 15 days respectively from the date of issue of Test Report, unless specified otherwise ● #Permissible limit in absence of an alternate source for drinking water ● 'mg/l' is equivalent to 'ppm' ● 'µg/l' is equivalent to 'ppb' ● BDL- Below detection limit. ● DL- DL. Indicates detection limit of instrument /method and shall be considered as 'absent'. ● Result for test no 8 is not relevant. ● ANtr/7.2/RES -01,06.: Inhouse validated method. ● NT' indicates not Tested as sample failed to establish safety concerns.

REMARKS: As requested by the client, sample was tested for above parameters only.

Verified By  
  
Shoeb Khan  
Deputy Technical Manager

Authorized Signatory  
  
Dr. (Mrs.) S.D. Garway  
Quality Manager

-----End of Report-----

Thanks for putting in your faith and trust in our services, We at Anacon Laboratories cherish our relationship. We put in a lot of hard work to ensure that you have a seamless experience at every step of our relationship. In order to ensure that your next experience will be significantly better, we welcome your feedback over email on feedback@anacon.in







Test Report

ULR No.- TC54582300000358F

Test Report No. : ALPL/28022023/4-15A

dated 28/02/2023

Page 1 of 3

<b>Issued To :</b> M/s Katamati Iron Mines (M/s TATA Steel Limited)		<b>Sample Inward No.</b> ALPL/21022023/Mon-1/60-GW19	<b>Analysis Start</b> 21/02/2023
		<b>Inward Date</b> 21/02/2023	<b>Analysis End</b> 28/02/2023
		<b>Reference</b> W.O.- 4700098928/962	<b>Report Issue Date</b> 28/02/2023
		<b>Reference Date</b> 22.03.2022	<b>Sample Category</b> Water
<b>Sample Name</b> Ground Water	<b>Sample Source</b> Dugwell	<b>Sample Particulars</b> Sample Code-GW-19	<b>Sample Condition</b> Sealed & Ice Preserved
		<b>Quantity Received</b> 2.0 Ltr & 250 ml	
<b>Sample Collected By</b> Anacon Representative Mr. Sovan Giri		<b>Sampling Date</b> 18/02/2023	<b>Sampling Time</b> 10.20 am to 5.10 pm
		<b>Sampling Location</b> Dalafiri-I Village	

**TEST RESULTS**

S.N.	Test Parameter	Measurement Unit	Test Method	Requirement as per IS 10500 : 2012 (Drinking Water Specifications) Including Amendment No. 4		Test Result
				Acceptable Limit	Permissible Limit #	
<b>I Biological Testing 1. Water</b>						
1	<i>Escherichia coli</i>	Per 100 ml	IS 15185 : 2016	Absent	Absent	Absent
<b>II Chemical Testing 1. Water</b>						
2	Alkalinity (as CaCO <sub>3</sub> )	mg/l	IS 3025 (Part 23) : 1986	200	600	147.26
3	Anionic surface active agents (as MBAS)	mg/l	IS 13428 : (Annex K): 2005	0.2	1.0	BDL (DL - 0.01)
4	Colour	Hazen units	IS 3025 (Part 4) : 2021	5	15	1
5	Cyanide (as CN)	mg/l	IS 3025 (Part 27) : 1986	0.05	No relaxation	BDL (DL - 0.005)
6	Chloride (as Cl)	mg/l	IS 3025 (Part 32) : 1988	250	1000	21.46
7	Calcium (as Ca)	mg/l	IS 3025 (Part 40) : 1991	75	200	51.68
8	Free residual chlorine	mg/l	IS 3025 (Part 26) : 2021	Min. 0.2	1	BDL (DL - 0.1)
9	Fluoride (as F)	mg/l	IS 3025 (Part 60) : 2008	1.0	1.5	0.21
10	Magnesium (as Mg)	mg/l	IS 3025 (Part 46) : 1994	30	100	13.76
11	Nitrate (as NO <sub>3</sub> )	mg/l	APHA method 23rd edition: 2017	45	No relaxation	8.19
12	Odour	-	IS 3025 (Part 5) : 2018	Agreeable	Agreeable	Agreeable
13	pH	-	IS 3025 (Part 11) : 2022	6.5 to 8.5	No relaxation	6.82 at 25°C
14	Phenolic compounds (as C <sub>6</sub> H <sub>5</sub> OH)	mg/l	IS 3025 (Part 43) : 2022	0.001	0.002	BDL (DL - 0.001)
15	Sulphate (as SO <sub>4</sub> )	mg/l	IS 3025 (Part 24) : 2022	200	400	16.24
16	Taste	-	IS 3025 (Part 8) : 1984	Agreeable	Agreeable	Agreeable
17	Total dissolved solids	mg/l	IS 3025 (Part 16) : 1984	500	2000	451
18	Turbidity	NTU	IS 3025 (Part 10) : 1984	1	5	0.2
19	Total hardness (as CaCO <sub>3</sub> )	mg/l	IS 3025 (Part 21) : 2009	200	600	185.69

☐ Please refer last Page for Note and Remarks.

Verified By

Gajendrasinha Desai  
Technical Manager

Authorized Signatories

Pooja Kulkarni  
Technical Manager

Dr. (Mrs.) S.D. Garway  
Quality Manager

Thanks For putting in your faith and trust in our services, We at Anacon Laboratories cherish our relationship. We put in a lot of hard work to ensure that you have a seamless experience at every step of our relationship. In order to ensure that your next experience will be significantly better, we welcome your feedback over email on [feedback@anacon.in](mailto:feedback@anacon.in)

**Anacon Laboratories Pvt. Ltd. Nagpur Lab**

📍 FP-34, 35, Food Park, Five Star Industrial Estate, MIDC Butibori, Nagpur, Maharashtra, India - 441 122

☎ + 91 8045685558 ✉ Email : [info@anacon.in](mailto:info@anacon.in)

🌐 <https://www.anaconlaboratories.com>





Test Report

ULR No.- TC545823000000358F

Test Report No. : ALPL/28022023/4-15A

dated 28/02/2023

Page 2 of 3

<b>Issued To :</b> M/s Katamati Iron Mines (M/s TATA Steel Limited)		<b>Sample Inward No.</b> ALPL/21022023/Mon-1/60-GW19	<b>Analysis Start</b> 21/02/2023
		<b>Inward Date</b> 21/02/2023	<b>Analysis End</b> 28/02/2023
		<b>Reference</b> W.O.- 4700098928/962	<b>Report Issue Date</b> 28/02/2023
		<b>Reference Date</b> 22.03.2022	<b>Sample Category</b> Water
<b>Sample Name</b> Ground Water	<b>Sample Source</b> Dugwell	<b>Sample Particulars</b> Sample Code-GW-19	<b>Sample Condition</b> Sealed & Ice Preserved
			<b>Quantity Received</b> 2.0 Ltr & 250 ml
<b>Sample Collected By</b> Anacon Representative Mr. Sovan Giri		<b>Sampling Date</b> 18/02/2023	<b>Sampling Time</b> 10.20 am to 5.10 pm
			<b>Sampling Location</b> Dalafiri-I Village

**TEST RESULTS**

S.N.	Test Parameter	Measurement Unit	Test Method	Requirement as per IS 10500 : 2012 (Drinking Water Specifications) Including Amendment No. 4		Test Result
				Acceptable Limit	Permissible Limit #	
<b>II</b>	<b>Chemical Testing 2. Residues In Water</b>					
20	Arsenic (as As)	mg/l	IS 3025 (Part 37) : 2022	0.01	No relaxation	BDL (DL - 0.01)
21	Aluminium (as Al)	mg/l	IS 3025 (Part 2) : 2019	0.03	0.2	BDL (DL - 0.01)
22	Boron (as B)	mg/l	IS 3025 (Part 2) : 2019	0.5	2.4	BDL (DL - 0.1)
23	Copper (as Cu)	mg/l	IS 3025 (Part 2) : 2019	0.05	1.5	BDL (DL - 0.03)
24	Cadmium (as Cd)	mg/l	IS 3025 (Part 2) : 2019	0.003	No relaxation	BDL (DL - 0.001)
25	Iron (as Fe)	mg/l	IS 3025 (Part 2) : 2019	1.0	No relaxation	0.41
26	Lead (as Pb)	mg/l	IS 3025 (Part 2) : 2019	0.01	No relaxation	BDL (DL - 0.001)
27	Manganese (as Mn)	mg/l	IS 3025 (Part 2) : 2019	0.1	0.3	BDL (DL - 0.05)
28	Mercury (as Hg)	mg/l	IS 3025 (Part 48) : 1994	0.001	No relaxation	BDL (DL - 0.0005)
29	Selenium (as Se)	mg/l	IS 3025 (Part 56) : 2003	0.01	No relaxation	BDL (DL - 0.001)
30	Total Chromium (as Cr)	mg/l	IS 3025 (Part 2) : 2019	0.05	No relaxation	BDL (DL - 0.03)
31	Zinc (as Zn)	mg/l	IS 3025 (Part 2) : 2019	5	15	BDL (DL - 0.1)
32	Polynuclear aromatic hydrocarbon (PAH)	µg/l	ANtr/7.2/RES/01: 2018	0.1	No relaxation	BDL(DL-0.03)

☐ Please refer last Page for Note and Remarks.

Verified By

Mangesh Fande  
Technical Manager

Shoeb Khan  
Deputy Technical Manager

Authorized Signatory

Dr. (Mrs.) S.D. Garway  
Quality Manager

Thanks For putting in your faith and trust in our services, We at Anacon Laboratories cherish our relationship. We put in a lot of hard work to ensure that you have a seamless experience at every step of our relationship. in order to ensure that your next experience will be significantly better, we welcome your feedback over email on [feedback@anacon.in](mailto:feedback@anacon.in)

**Anacon Laboratories Pvt. Ltd. Nagpur Lab**

📍 FP-34, 35, Food Park, Five Star Industrial Estate, MIDC Butibori, Nagpur, Maharashtra, India - 441 122

☎ + 91 8045685558 ✉ Email : [info@anacon.in](mailto:info@anacon.in)

🌐 [https:// www.anaconlaboratories.com](https://www.anaconlaboratories.com)





Test Report

ULR No.- TC54582300000358F

Test Report No. : ALPL/28022023/4-15A

dated 28/02/2023

Page 3 of 3

Table with 5 columns: Issued To, Sample Inward No., Analysis Start, Inward Date, Analysis End, Reference, Report Issue Date, Reference Date, Sample Category. Includes details for M/s Katamati Iron Mines and sample analysis parameters.

TEST RESULTS

Table with 7 columns: S.N., Test Parameter, Measurement Unit, Test Method, Requirement as per IS 10500 : 2012 (Acceptable Limit, Permissible Limit #), Test Result. Lists various pesticide residues and their detection limits.

NOTE: Please see watermark "Original Test Report" to confirm the authenticity of this report. Results shall be referred to tested sample(s) and applicable to tested parameters only. Test report shall not be reproduced except in full without prior written approval of Anacon Labs.

REMARKS: As requested by the client, sample was tested for above parameters only. Sample complies with IS:10500:2012, for tests conducted, indicating that it is fit for drinking purpose with respect to tested parameters.

Verified By: Shoeb Khan, Deputy Technical Manager

Authorized Signatory: Dr. (Mrs.) S.D. Garway, Quality Manager

-----End of Report-----

Thanks For putting in your faith and trust in our services, We at Anacon Laboratories cherish our relationship. We put in a lot of hard work to ensure that you have a seamless experience at every step of our relationship.





Test Report

Test Report No. : ALPL/28022023/4-15B

dated 28/02/2023

Page 1 of 1

<b>Issued To :</b> M/s Katamati Iron Mines (M/s TATA Steel Limited)		<b>Sample Inward No.</b> ALPL/21022023/Mon-1/60-GW19	<b>Analysis Start</b> 21/02/2023	
		<b>Inward Date</b> 21/02/2023	<b>Analysis End</b> 28/02/2023	
		<b>Reference</b> W.O.- 4700098928/962	<b>Report Issue Date</b> 28/02/2023	
		<b>Reference Date</b> 22.03.2022	<b>Sample Category</b> Water	
<b>Sample Name</b> Ground Water	<b>Sample Source</b> Dugwell	<b>Sample Particulars</b> Sample Code-GW-19	<b>Sample Condition</b> Sealed & Ice Preserved	<b>Quantity Received</b> 2.0 Ltr & 250 ml
<b>Sample Collected By</b> Anacon Representative Mr. Sovan Giri		<b>Sampling Date</b> 18/02/2023	<b>Sampling Time</b> 10.20 am to 5.10 pm	<b>Sampling Location</b> Dalafiri-1 Village


**TEST RESULTS**

S.N.	Test Parameter	Measurement Unit	Test Method	Requirement as per IS 10500 : 2012 (Drinking Water Specifications) Including Amendment No. 4		Test Result
				Acceptable Limit	Permissible Limit #	
1	Mineral Oil	mg/l	ANtr/7.2/RES/06: 2018	1	No relaxation	BDL (DL - 0.001)

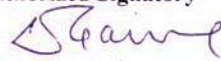
**NOTE:** ● Please see watermark "Original Test Report" to confirm the authenticity of this report ● Results shall be referred to tested sample(s) and applicable to tested parameters only. ● Test report shall not be reproduced except in full without prior written approval of Anacon Labs. ● Liability of Anacon Labs is limited to invoiced amount only. ● Non-perishable and perishable sample(s) shall be disposed off after 30 days and 15 days respectively from the date of issue of Test Report, unless specified otherwise. ● Permissible limit in absence of an alternate source for drinking water. ● 'mg/l' is equivalent to 'ppm' ● 'µg/l' is equivalent to 'ppb' ● BDL- Below detection limit. ● DL- DL Indicates detection limit of instrument /method and shall be considered as 'absent'. ● Result for test no. 8 is not relevant ● ANtr/7.2/RES -01,06.: Inhouse validated method. ● NT' indicates not Tested as sample failed to establish safety concerns.

**REMARKS:** As requested by the client, sample was tested for above parameters only.

Verified By

  
Shoeb Khan  
Deputy Technical Manager

Authorized Signatory

  
Dr. (Mrs.) S.D. Garway  
Quality Manager

-----End of Report-----





Test Report

ULR No.- TC545823000000358F

Test Report No. : ALPL/28022023/4-16A

dated 28/02/2023

Page 1 of 3

<b>Issued To :</b> M/s Katamati Iron Mines (M/s TATA Steel Limited)		<b>Sample Inward No.</b> ALPL/21022023/Mon-1/60-GW-20	<b>Analysis Start</b> 21/02/2023
		<b>Inward Date</b> 21/02/2023	<b>Analysis End</b> 28/02/2023
		<b>Reference</b> W.O.- 4700098928/962	<b>Report Issue Date</b> 28/02/2023
		<b>Reference Date</b> 22.03.2022	<b>Sample Category</b> Water
<b>Sample Name</b> Ground Water	<b>Sample Source</b> Dugwell	<b>Sample Particulars</b> Sample Code-GW-20	<b>Sample Condition</b> Sealed & Ice Preserved
			<b>Quantity Received</b> 2.0 Ltr & 250 ml
<b>Sample Collected By</b> Anacon Representative Mr. Sovan Giri		<b>Sampling Date</b> 18/02/2023	<b>Sampling Time</b> 10.20 am to 5.10 pm
			<b>Sampling Location</b> Village Nr. Tata Sponge

**TEST RESULTS**

S.N.	Test Parameter	Measurement Unit	Test Method	Requirement as per IS 10500 : 2012 (Drinking Water Specifications) Including Amendment No. 4		Test Result
				Acceptable Limit	Permissible Limit #	
<b>I</b>	<b>Biological Testing I. Water</b>					
1	<i>Escherichia coli</i>	Per 100 ml	IS 15185 : 2016	Absent	Absent	Absent
<b>II</b>	<b>Chemical Testing I. Water</b>					
2	Alkalinity (as CaCO <sub>3</sub> )	mg/l	IS 3025 (Part 23) : 1986	200	600	172.68
3	Anionic surface active agents (as MBAS)	mg/l	IS 13428 : (Annex K): 2005	0.2	1.0	BDL (DL - 0.01)
4	Colour	Hazen units	IS 3025 (Part 4) : 2021	5	15	1
5	Cyanide (as CN)	mg/l	IS 3025 (Part 27) : 1986	0.05	No relaxation	BDL (DL - 0.005)
6	Chloride (as Cl)	mg/l	IS 3025 (Part 32) : 1988	250	1000	24.91
7	Calcium (as Ca)	mg/l	IS 3025 (Part 40) : 1991	75	200	48.36
8	Free residual chlorine	mg/l	IS 3025 (Part 26) : 2021	Min. 0.2	1	BDL (DL - 0.1)
9	Fluoride (as F)	mg/l	IS 3025 (Part 60) : 2008	1.0	1.5	0.18
10	Magnesium (as Mg)	mg/l	IS 3025 (Part 46) : 1994	30	100	12.64
11	Nitrate (as NO <sub>3</sub> )	mg/l	APHA method 23rd edition: 2017	45	No relaxation	7.19
12	Odour	-	IS 3025 (Part 5) : 2018	Agreeable	Agreeable	Agreeable
13	pH	-	IS 3025 (Part 11) : 2022	6.5 to 8.5	No relaxation	6.87 at 25°C
14	Phenolic compounds (as C <sub>6</sub> H <sub>5</sub> OH)	mg/l	IS 3025 (Part 43) : 2022	0.001	0.002	BDL (DL - 0.001)
15	Sulphate (as SO <sub>4</sub> )	mg/l	IS 3025 (Part 24) : 2022	200	400	16.43
16	Taste	-	IS 3025 (Part 8) : 1984	Agreeable	Agreeable	Agreeable
17	Total dissolved solids	mg/l	IS 3025 (Part 16) : 1984	500	2000	463
18	Turbidity	NTU	IS 3025 (Part 10) : 1984	1	5	0.4
19	Total hardness (as CaCO <sub>3</sub> )	mg/l	IS 3025 (Part 21) : 2009	200	600	172.79

☐ Please refer last Page for Note and Remarks.

Verified By

Gajendrasinha Desai  
Technical Manager

Authorized Signatories

Pooja Kathane  
Technical Manager

Dr. (Mrs.) S.D. Garway  
Quality Manager

Thanks For putting in your faith and trust in our services, We at Anacon Laboratories cherish our relationship. We put in a lot of hard work to ensure that you have a seamless experience at every step of our relationship. In order to ensure that your next experience will be significantly better, we welcome your feedback over email on [feedback@anacon.in](mailto:feedback@anacon.in)

**Anacon Laboratories Pvt. Ltd. Nagpur Lab**

📍 FP-34, 35, Food Park, Five Star Industrial Estate, MIDC Butibori, Nagpur, Maharashtra, India - 441 122

☎ + 91 8045685558 ✉ Email : [info@anacon.in](mailto:info@anacon.in)

🌐 <https://www.anaconlaboratories.com>





Test Report

ULR No.- TC54582300000358F

Test Report No. : ALPL/28022023/4-16A

dated 28/02/2023

Page 2 of 3

<b>Issued To :</b> M/s Katamati Iron Mines (M/s TATA Steel Limited)		<b>Sample Inward No.</b> ALPL/21022023/Mon-1/60-GW-20	<b>Analysis Start</b> 21/02/2023
		<b>Inward Date</b> 21/02/2023	<b>Analysis End</b> 28/02/2023
		<b>Reference</b> W.O.- 4700098928/962	<b>Report Issue Date</b> 28/02/2023
		<b>Reference Date</b> 22.03.2022	<b>Sample Category</b> Water
<b>Sample Name</b> Ground Water	<b>Sample Source</b> Dugwell	<b>Sample Particulars</b> Sample Code-GW-20	<b>Sample Condition</b> Sealed & Ice Preserved
		<b>Quantity Received</b> 2.0 Ltr & 250 ml	
<b>Sample Collected By</b> Anacon Representative Mr. Sovan Giri		<b>Sampling Date</b> 18/02/2023	<b>Sampling Time</b> 10.20 am to 5.10 pm
		<b>Sampling Location</b> Village Nr. Tata Sponge	

**TEST RESULTS**

S.N.	Test Parameter	Measurement Unit	Test Method	Requirement as per IS 10500 : 2012 (Drinking Water Specifications) Including Amendment No. 4		Test Result
				Acceptable Limit	Permissible Limit #	
<b>II Chemical Testing 2. Residues In Water</b>						
20	Arsenic (as As)	mg/l	IS 3025 (Part 37) : 1988	0.01	No relaxation	BDL (DL - 0.01)
21	Aluminium (as Al)	mg/l	IS 3025 (Part 2) : 2019	0.03	0.2	BDL (DL - 0.01)
22	Boron (as B)	mg/l	IS 3025 (Part 2) : 2019	0.5	2.4	BDL (DL - 0.1)
23	Copper (as Cu)	mg/l	IS 3025 (Part 2) : 2019	0.05	1.5	BDL (DL - 0.03)
24	Cadmium (as Cd)	mg/l	IS 3025 (Part 2) : 2019	0.003	No relaxation	BDL (DL - 0.001)
25	Iron (as Fe)	mg/l	IS 3025 (Part 2) : 2019	1.0	No relaxation	0.57
26	Lead (as Pb)	mg/l	IS 3025 (Part 2) : 2019	0.01	No relaxation	BDL (DL - 0.001)
27	Manganese (as Mn)	mg/l	IS 3025 (Part 2) : 2019	0.1	0.3	BDL (DL - 0.05)
28	Mercury (as Hg)	mg/l	IS 3025 (Part 48) : 1994	0.001	No relaxation	BDL (DL - 0.0005)
29	Selenium (as Se)	mg/l	IS 3025 (Part 56) : 2003	0.01	No relaxation	BDL (DL - 0.001)
30	Total Chromium (as Cr)	mg/l	IS 3025 (Part 2) : 2019	0.05	No relaxation	BDL (DL - 0.03)
31	Zinc (as Zn)	mg/l	IS 3025 (Part 2) : 2019	5	15	BDL (DL - 0.1)
32	Polynuclear aromatic hydrocarbon (PAH)	µg/l	ANtr/7.2/RES/01: 2018	0.1	No relaxation	BDL(DL-0.03)

☐ Please refer last Page for Note and Remarks.

Verified By

Mangesh Fande  
Technical Manager

Shoeb Khan  
Deputy Technical Manager

Authorized Signatory

Dr. (Mrs.) S.D. Garway  
Quality Manager

Thanks For putting in your faith and trust in our services, We at Anacon Laboratories cherish our relationship. We put in a lot of hard work to ensure that you have a seamless experience at every step of our relationship. In order to ensure that your next experience will be significantly better, we welcome your feedback over email on [feedback@anacon.in](mailto:feedback@anacon.in)

**Anacon Laboratories Pvt. Ltd. Nagpur Lab**

📍 FP-34, 35, Food Park, Five Star Industrial Estate, MIDC Butibori, Nagpur, Maharashtra, India - 441 122

☎ + 91 8045685558 ✉ Email : [info@anacon.in](mailto:info@anacon.in)

🌐 [https:// www.anaconlaboratories.com](https://www.anaconlaboratories.com)





Test Report

ULR No.- TC54582300000358F

Test Report No. : ALPL/28022023/4-16A

dated 28/02/2023

Page 3 of 3

Table with 5 columns: Issued To, Sample Inward No., Inward Date, Reference, Reference Date, Analysis Start, Analysis End, Report Issue Date, Sample Category, Sample Name, Sample Source, Sample Particulars, Sample Condition, Quantity Received, Sample Collected By, Sampling Date, Sampling Time, Sampling Location.

TEST RESULTS

Table with 6 columns: S.N., Test Parameter, Measurement Unit, Test Method, Requirement as per IS 10500 : 2012 (Drinking Water Specifications) Including Amendment No. 4 (Acceptable Limit, Permissible Limit #), Test Result.

NOTE: • Please see watermark "Original Test Report" to confirm the authenticity of this report. • Results shall be referred to tested sample(s) and applicable to tested parameters only. • Test report shall not be reproduced except in full without prior written approval of Anacon Labs. • Liability of Anacon Labs is limited to invoiced amount only. • Non-perishable and perishable sample(s) shall be disposed off after 30 days and 15 days respectively from the date of issue of Test Report, unless specified otherwise. • #Permissible limit in absence of an alternate source for drinking water. • 'mg/l' is equivalent to 'ppm'. • 'µg/l' is equivalent to 'ppb'. • BDL- Below detection limit. • DL- DL Indicates detection limit of instrument /method and shall be considered as 'absent'. • Result for test no. 8 is not relevant. • ANtr/7.2/RES -01,06.; Inhouse validated method. • NT' indicates not Tested as sample failed to establish safety concerns.

REMARKS: As requested by the client, sample was tested for above parameters only. Sample complies with IS:10500:2012, for tests conducted, indicating that it is fit for drinking purpose with respect to tested parameters.

Verified By

Signature of Shoeb Khan

Shoeb Khan Deputy Technical Manager

Authorized Signatory

Signature of Dr. (Mrs.) S.D. Garway

Dr. (Mrs.) S.D. Garway Quality Manager

Thanks For putting in your faith and trust in our services, We at Anacon Laboratories cherish our relationship. We put in a lot of hard work to ensure that you have a seamless experience at every step of our relationship. in order to ensure that your next experience will be significantly better, we welcome your feedback over email on feedback@anacon.in

Anacon Laboratories Pvt. Ltd. Nagpur Lab

FP-34, 35, Food Park, Five Star Industrial Estate, MIDC Butibori, Nagpur, Maharashtra, India - 441 122

+ 91 8045685558 Email : info@anacon.in

https:// www.anaconlaboratories.com





Test Report

Test Report No. : ALPL/28022023/4-16B

dated 28/02/2023

Page 1 of 1

<b>Issued To :</b> M/s Katamati Iron Mines (M/s TATA Steel Limited)		<b>Sample Inward No.</b> ALPL/21022023/Mon-1/60-GW-20	<b>Analysis Start</b> 21/02/2023	
		<b>Inward Date</b> 21/02/2023	<b>Analysis End</b> 28/02/2023	
		<b>Reference</b> W.O.- 4700098928/962	<b>Report Issue Date</b> 28/02/2023	
		<b>Reference Date</b> 22.03.2022	<b>Sample Category</b> Water	
<b>Sample Name</b> Ground Water	<b>Sample Source</b> Dugwell	<b>Sample Particulars</b> Sample Code-GW-20	<b>Sample Condition</b> Sealed & Ice Preserved	<b>Quantity Received</b> 2.0 Ltr & 250 ml
<b>Sample Collected By</b> Anacon Representative Mr. Sovan Giri		<b>Sampling Date</b> 18/02/2023	<b>Sampling Time</b> 10.20 am to 5.10 pm	<b>Sampling Location</b> Village Nr. Tata Sponge

**TEST RESULTS**

S.N.	Test Parameter	Measurement Unit	Test Method	Requirement as per IS 10500 : 2012 (Drinking Water Specifications) Including Amendment No. 4		Test Result
				Acceptable Limit	Permissible Limit #	
1	Mineral Oil	mg/l	ANtr/7.2/RES/06: 2018	1	No relaxation	BDL (DL - 0.001)

**NOTE:** ● Please see watermark "Original Test Report" to confirm the authenticity of this report ● Results shall be referred to tested sample(s) and applicable to tested parameters only ● Test report shall not be reproduced except in full without prior written approval of Anacon Labs ● Liability of Anacon Labs is limited to invoiced amount only ● Non-perishable and perishable sample(s) shall be disposed off after 30 days and 15 days respectively from the date of issue of Test Report, unless specified otherwise ● Permissible limit in absence of an alternate source for drinking water ● 'mg/l' is equivalent to 'ppm' ● 'µg/l' is equivalent to 'ppb' ● BDL- Below detection limit, ● DL- DL Indicates detection limit of instrument /method and shall be considered as 'absent'. ● Result for test no. 8 is not relevant ● ANtr/7.2/RES -01,06.: Inhouse validated method. ● NT' indicates not Tested as sample failed to establish safety concerns.

**REMARKS:** As requested by the client, sample was tested for above parameters only.

Verified By

Shoeb Khan  
Deputy Technical Manager

Authorized Signatory

  
Dr. (Mrs.) S.D. Garway  
Quality Manager

-----End of Report-----







Test Report

ULR No.- TC54582300000358F

Test Report No. : ALPL/28022023/4-17A

dated 28/02/2023

Page 1 of 3

<b>Issued To :</b> M/s Katamati Iron Mines (M/s TATA Steel Limited)		<b>Sample Inward No.</b> ALPL/21022023/Mon-1/60-GW-21	<b>Analysis Start</b> 21/02/2023
		<b>Inward Date</b> 21/02/2023	<b>Analysis End</b> 28/02/2023
		<b>Reference</b> W.O.- 4700098928/962	<b>Report Issue Date</b> 28/02/2023
		<b>Reference Date</b> 22.03.2022	<b>Sample Category</b> Water
<b>Sample Name</b> Ground Water	<b>Sample Source</b> Dugwell	<b>Sample Particulars</b> Sample Code-GW-21	<b>Sample Condition</b> Sealed & Ice Preserved
			<b>Quantity Received</b> 2.0 Ltr & 250 ml
<b>Sample Collected By</b> Anacon Representative Mr. Sovan Giri		<b>Sampling Date</b> 18/02/2023	<b>Sampling Time</b> 10.20 am to 5.10 pm
			<b>Sampling Location</b> Nr. Metso Plant

**TEST RESULTS**

S.N.	Test Parameter	Measurement Unit	Test Method	Requirement as per IS 10500 : 2012 (Drinking Water Specifications) Including Amendment No. 4		Test Result
				Acceptable Limit	Permissible Limit #	
<b>I</b>	<b>Biological Testing I. Water</b>					
1	<i>Escherichia coli</i>	Per 100 ml	IS 15185 : 2016	Absent	Absent	Absent
<b>II</b>	<b>Chemical Testing I. Water</b>					
2	Alkalinity (as CaCO <sub>3</sub> )	mg/l	IS 3025 (Part 23) : 1986	200	600	147.31
3	Anionic surface active agents (as MBAS)	mg/l	IS 13428 : (Annex K): 2005	0.2	1.0	BDL (DL – 0.01)
4	Colour	Hazen units	IS 3025 (Part 4) : 2021	5	15	1
5	Cyanide (as CN)	mg/l	IS 3025 (Part 27) : 1986	0.05	No relaxation	BDL (DL – 0.005)
6	Chloride (as Cl)	mg/l	IS 3025 (Part 32) : 1988	250	1000	24.53
7	Calcium (as Ca)	mg/l	IS 3025 (Part 40) : 1991	75	200	46.18
8	Free residual chlorine	mg/l	IS 3025 (Part 26) : 2021	Min. 0.2	1	BDL (DL – 0.1)
9	Fluoride (as F)	mg/l	IS 3025 (Part 60) : 2008	1.0	1.5	0.26
10	Magnesium (as Mg)	mg/l	IS 3025 (Part 46) : 1994	30	100	11.52
11	Nitrate (as NO <sub>3</sub> )	mg/l	APHA method 23rd edition: 2017	45	No relaxation	8.39
12	Odour	-	IS 3025 (Part 5) : 2018	Agreeable	Agreeable	Agreeable
13	pH	-	IS 3025 (Part 11) : 2022	6.5 to 8.5	No relaxation	6.87 at 25°C
14	Phenolic compounds (as C <sub>6</sub> H <sub>5</sub> OH)	mg/l	IS 3025 (Part 43) : 2022	0.001	0.002	BDL (DL – 0.001)
15	Sulphate (as SO <sub>4</sub> )	mg/l	IS 3025 (Part 24) : 2022	200	400	16.53
16	Taste	-	IS 3025 (Part 8) : 1984	Agreeable	Agreeable	Agreeable
17	Total dissolved solids	mg/l	IS 3025 (Part 16) : 1984	500	2000	463
18	Turbidity	NTU	IS 3025 (Part 10) : 1984	1	5	0.6
19	Total hardness (as CaCO <sub>3</sub> )	mg/l	IS 3025 (Part 21) : 2009	200	600	162.74

☐ Please refer last Page for Note and Remarks.

Verified By

Gajendrasinha Desai  
Technical Manager

Authorized Signatories

Pooja Kathane  
Technical Manager

Dr. (Mrs.) S.D. Garway  
Quality Manager

Thanks For putting in your faith and trust in our services, We at Anacon Laboratories cherish our relationship. We put in a lot of hard work to ensure that you have a seamless experience at every step of our relationship. In order to ensure that your next experience will be significantly better, we welcome your feedback over email on [feedback@anacon.in](mailto:feedback@anacon.in)

**Anacon Laboratories Pvt. Ltd. Nagpur Lab**

📍 FP-34, 35, Food Park, Five Star Industrial Estate, MIDC Butibori, Nagpur, Maharashtra, India - 441 122

☎ + 91 8045685558 ✉ Email : [info@anacon.in](mailto:info@anacon.in)

🌐 [https:// www.anaconlaboratories.com](https://www.anaconlaboratories.com)





Test Report

ULR No.- TC54582300000358F

Test Report No. : ALPL/28022023/4-17A

dated 28/02/2023

Page 2 of 3

<b>Issued To :</b> M/s Katamati Iron Mines (M/s TATA Steel Limited)		<b>Sample Inward No.</b> ALPL/21022023/Mon-1/60-GW-21	<b>Analysis Start</b> 21/02/2023
		<b>Inward Date</b> 21/02/2023	<b>Analysis End</b> 28/02/2023
		<b>Reference</b> W.O.- 4700098928/962	<b>Report Issue Date</b> 28/02/2023
		<b>Reference Date</b> 22.03.2022	<b>Sample Category</b> Water
<b>Sample Name</b> Ground Water	<b>Sample Source</b> Dugwell	<b>Sample Particulars</b> Sample Code-GW-21	<b>Sample Condition</b> Sealed & Ice Preserved
		<b>Quantity Received</b> 2.0 Ltr & 250 ml	
<b>Sample Collected By</b> Anacon Representative Mr. Sovan Giri		<b>Sampling Date</b> 18/02/2023	<b>Sampling Time</b> 10.20 am to 5.10 pm
		<b>Sampling Location</b> Nr. Metso Plant	

**TEST RESULTS**

S.N.	Test Parameter	Measurement Unit	Test Method	Requirement as per IS 10500 : 2012 (Drinking Water Specifications) Including Amendment No. 4		Test Result
				Acceptable Limit	Permissible Limit #	
<b>II</b>	<b>Chemical Testing 2. Residues In Water</b>					
20	Arsenic (as As)	mg/l	IS 3025 (Part 37) : 2022	0.01	No relaxation	BDL (DL - 0.01)
21	Aluminium (as Al)	mg/l	IS 3025 (Part 2) : 2019	0.03	0.2	BDL (DL - 0.01)
22	Boron (as B)	mg/l	IS 3025 (Part 2) : 2019	0.5	2.4	BDL (DL - 0.1)
23	Copper (as Cu)	mg/l	IS 3025 (Part 2) : 2019	0.05	1.5	BDL (DL - 0.03)
24	Cadmium (as Cd)	mg/l	IS 3025 (Part 2) : 2019	0.003	No relaxation	BDL (DL - 0.001)
25	Iron (as Fe)	mg/l	IS 3025 (Part 2) : 2019	1.0	No relaxation	0.41
26	Lead (as Pb)	mg/l	IS 3025 (Part 2) : 2019	0.01	No relaxation	BDL (DL - 0.001)
27	Manganese (as Mn)	mg/l	IS 3025 (Part 2) : 2019	0.1	0.3	BDL (DL - 0.05)
28	Mercury (as Hg)	mg/l	IS 3025 (Part 48) : 1994	0.001	No relaxation	BDL (DL - 0.0005)
29	Selenium (as Se)	mg/l	IS 3025 (Part 56) : 2003	0.01	No relaxation	BDL (DL - 0.001)
30	Total Chromium (as Cr)	mg/l	IS 3025 (Part 2) : 2019	0.05	No relaxation	BDL (DL - 0.03)
31	Zinc (as Zn)	mg/l	IS 3025 (Part 2) : 2019	5	15	BDL (DL - 0.1)
32	Polynuclear aromatic hydrocarbon (PAH)	µg/l	ANtr/7.2/RES/01: 2018	0.1	No relaxation	BDL(DL-0.03)

☐ Please refer last Page for Note and Remarks.

Verified By

Mangesh Fande  
Technical Manager

Shoeb Khan  
Deputy Technical Manager

Authorized Signatory

Dr. (Mrs.) S.D. Garway  
Quality Manager

Thanks For putting in your faith and trust in our services, We at Anacon Laboratories cherish our relationship. We put in a lot of hard work to ensure that you have a seamless experience at every step of our relationship. In order to ensure that your next experience will be significantly better, we welcome your feedback over email on [feedback@anacon.in](mailto:feedback@anacon.in)

**Anacon Laboratories Pvt. Ltd. Nagpur Lab**

📍 FP-34, 35, Food Park, Five Star Industrial Estate, MIDC Butibori, Nagpur, Maharashtra, India - 441 122

☎ + 91 8045685558 ✉ Email : [info@anacon.in](mailto:info@anacon.in)

🌐 <https://www.anaconlaboratories.com>





Test Report

ULR No.- TC545823000000358F

Test Report No. : ALPL/28022023/4-17A

dated 28/02/2023

Page 3 of 3

Table with 5 columns: Issued To, Sample Inward No., Inward Date, Reference, Reference Date, Analysis Start, Analysis End, Report Issue Date, Sample Category, Sample Name, Sample Source, Sample Particulars, Sample Condition, Quantity Received, Sample Collected By, Sampling Date, Sampling Time, Sampling Location.

TEST RESULTS

Table with 7 columns: S.N., Test Parameter, Measurement Unit, Test Method, Requirement as per IS 10500 : 2012 (Drinking Water Specifications) Including Amendment No. 4 (Acceptable Limit, Permissible Limit #), Test Result.

NOTE: • Please see watermark "Original Test Report" to confirm the authenticity of this report. • Results shall be referred to tested sample(s) and applicable to tested parameters only. • Test report shall not be reproduced except in full without prior written approval of Anacon Labs. • Liability of Anacon Labs is limited to invoiced amount only. • Non-perishable and perishable sample(s) shall be disposed off after 30 days and 15 days respectively from the date of issue of Test Report, unless specified otherwise. • #Permissible limit in absence of an alternate source for drinking water. • 'mg/l' is equivalent to 'ppm'. • 'µg/l' is equivalent to 'ppb'. • BDL- Below detection limit. • DL- DL Indicates detection limit of instrument /method and shall be considered as 'absent'. • Result for test no. 8 is not relevant. • ANtr/7.2/RES-01,06.: Inhouse validated method. • NT' indicates not Tested as sample failed to establish safety concerns.

REMARKS: As requested by the client, sample was tested for above parameters only. Sample complies with IS:10500:2012, for tests conducted, indicating that it is fit for drinking purpose with respect to tested parameters.

Verified By

Signature of Shoeb Khan

Shoeb Khan

Deputy Technical Manager

Authorized Signatory

Signature of Dr. (Mrs.) S.D. Garway

Dr. (Mrs.) S.D. Garway

Quality Manager

Thanks For putting in your faith and trust in our services. We at Anacon Laboratories cherish our relationship. We put in a lot of hard work to ensure that you have a seamless experience at every step of our relationship. In order to ensure that your next experience will be significantly better, we welcome your feedback over email on feedback@anacon.in

Anacon Laboratories Pvt. Ltd. Nagpur Lab

FP-34, 35, Food Park, Five Star Industrial Estate, MIDC Butibori, Nagpur, Maharashtra, India - 441 122

+ 91 8045685558 Email : info@anacon.in

https://www.anaconlaboratories.com





# Anacon Laboratories Pvt. Ltd.

Anacon Laboratories Pvt. Ltd. Nagpur Lab

FP-34, 35, Food Park, Five Star Industrial Estate,  
MIDC Butibori, Nagpur, Maharashtra, India - 441 122

+ 91 8045685558 Email : info@anacon.in

https://www.anaconlaboratories.com

## Test Report

Test Report No. : ALPL/28022023/4-17B

dated 28/02/2023

Page 1 of 1

<b>Issued To :</b> M/s Katamati Iron Mines (M/s TATA Steel Limited)		<b>Sample Inward No.</b> ALPL/21022023/Mon-1/60-GW-21	<b>Analysis Start</b> 21/02/2023	
		<b>Inward Date</b> 21/02/2023	<b>Analysis End</b> 28/02/2023	
		<b>Reference</b> W.O.- 4700098928/962	<b>Report Issue Date</b> 28/02/2023	
		<b>Reference Date</b> 22.03.2022	<b>Sample Category</b> Water	
<b>Sample Name</b> Ground Water	<b>Sample Source</b> Dugwell	<b>Sample Particulars</b> Sample Code-GW-21	<b>Sample Condition</b> Sealed & Ice Preserved	<b>Quantity Received</b> 2.0 Ltr & 250 ml
<b>Sample Collected By</b> Anacon Representative Mr. Sovan Giri		<b>Sampling Date</b> 18/02/2023	<b>Sampling Time</b> 10.20 am to 5.10 pm	<b>Sampling Location</b> Nr. Metso Plant

### TEST RESULTS

S.N.	Test Parameter	Measurement Unit	Test Method	Requirement as per IS 10500 : 2012 (Drinking Water Specifications) Including Amendment No.4		Test Result
				Acceptable Limit	Permissible Limit #	
1	Mineral Oil	mg/l	ANtr/7.2/RES/06: 2018	1	No relaxation	BDL (DL - 0.001)

NOTE: ● Please see watermark "Original Test Report" to confirm the authenticity of this report ● Results shall be referred to tested sample(s) and applicable to tested parameters only ● Test report shall not be reproduced except in full without prior written approval of Anacon Labs ● Liability of Anacon Labs is limited to invoiced amount only ● Non-perishable and perishable sample(s) shall be disposed off after 30 days and 15 days respectively from the date of issue of Test Report, unless specified otherwise ● #Permissible limit in absence of an alternate source for drinking water. ● 'mg/l' is equivalent to 'ppm' ● 'µg/l' is equivalent to 'ppb' ● BDL- Below detection limit. ● DL- DL Indicates detection limit of instrument /method and shall be considered as 'absent'. ● Result for test no. 8 is not relevant. ● ANtr/7.2/RES -01,06.: Inhouse validated method. ● NT indicates not Tested as sample failed to establish safety concerns.

REMARKS: As requested by the client, sample was tested for above parameters only.

Verified By

Shoeb Khan

Deputy Technical Manager

Authorized Signatory

Dr. (Mrs.) S.D. Garway  
Quality Manager

-----End of Report-----

Thanks for putting in your faith and trust in our services, We at Anacon Laboratories cherish our relationship.

We put in a lot of hard work to ensure that you have a seamless experience at every step of our relationship.

In order to ensure that your next experience will be significantly better, we welcome your feedback over email on feedback@anacon.in





Test Report

ULR No.- TC54582300000358F

Test Report No. : ALPL/28022023/4-18A

dated 28/02/2023

Page 1 of 3

<b>Issued To :</b> M/s Katamati Iron Mines (M/s TATA Steel Limited)		<b>Sample Inward No.</b> ALPL/21022023/Mon-1/60-GW-22	<b>Analysis Start</b> 21/02/2023
		<b>Inward Date</b> 21/02/2023	<b>Analysis End</b> 28/02/2023
		<b>Reference</b> W.O.- 4700098928/962	<b>Report Issue Date</b> 28/02/2023
		<b>Reference Date</b> 22.03.2022	<b>Sample Category</b> Water
<b>Sample Name</b> Ground Water	<b>Sample Source</b> Dugwell	<b>Sample Particulars</b> Sample Code-GW-22	<b>Sample Condition</b> Sealed & Ice Preserved
			<b>Quantity Received</b> 2.0 Ltr & 250 ml
<b>Sample Collected By</b> Anacon Representative Mr. Sovan Giri		<b>Sampling Date</b> 18/02/2023	<b>Sampling Time</b> 10.20 am to 5.10 pm
			<b>Sampling Location</b> Nr. Pit Office

**TEST RESULTS**

S.N.	Test Parameter	Measurement Unit	Test Method	Requirement as per IS 10500 : 2012 (Drinking Water Specifications) Including Amendment No. 4		Test Result
				Acceptable Limit	Permissible Limit #	
<b>I Biological Testing I. Water</b>						
1	<i>Escherichia coli</i>	Per 100 ml	IS 15185 : 2016	Absent	Absent	Absent
<b>II Chemical Testing I. Water</b>						
2	Alkalinity (as CaCO <sub>3</sub> )	mg/l	IS 3025 (Part 23) : 1986	200	600	183.94
3	Anionic surface active agents (as MBAS)	mg/l	IS 13428 : (Annex K): 2005	0.2	1.0	BDL (DL - 0.01)
4	Colour	Hazen units	IS 3025 (Part 4) : 2021	5	15	1
5	Cyanide (as CN)	mg/l	IS 3025 (Part 27) : 1986	0.05	No relaxation	BDL (DL - 0.005)
6	Chloride (as Cl)	mg/l	IS 3025 (Part 32) : 1988	250	1000	32.68
7	Calcium (as Ca)	mg/l	IS 3025 (Part 40) : 1991	75	200	43.52
8	Free residual chlorine	mg/l	IS 3025 (Part 26) : 2021	Min. 0.2	1	BDL (DL - 0.1)
9	Fluoride (as F)	mg/l	IS 3025 (Part 60) : 2008	1.0	1.5	0.17
10	Magnesium (as Mg)	mg/l	IS 3025 (Part 46) : 1994	30	100	11.58
11	Nitrate (as NO <sub>3</sub> )	mg/l	APHA method 23rd edition: 2017	45	No relaxation	6.39
12	Odour	-	IS 3025 (Part 5) : 2018	Agreeable	Agreeable	Agreeable
13	pH	-	IS 3025 (Part 11) : 2022	6.5 to 8.5	No relaxation	6.72 at 25°C
14	Phenolic compounds (as C <sub>6</sub> H <sub>5</sub> OH)	mg/l	IS 3025 (Part 43) : 2022	0.001	0.002	BDL (DL - 0.001)
15	Sulphate (as SO <sub>4</sub> )	mg/l	IS 3025 (Part 24) : 2022	200	400	12.68
16	Taste	-	IS 3025 (Part 8) : 1984	Agreeable	Agreeable	Agreeable
17	Total dissolved solids	mg/l	IS 3025 (Part 16) : 1984	500	2000	443
18	Turbidity	NTU	IS 3025 (Part 10) : 1984	1	5	0.4
19	Total hardness (as CaCO <sub>3</sub> )	mg/l	IS 3025 (Part 21) : 2009	200	600	156.34

□ Please refer last Page for Note and Remarks.

Verified By

Gajendrasinha Desai  
Technical Manager

Authorized Signatories

Pooja Kathane  
Technical Manager

Dr. (Mrs.) S.D. Garway  
Quality Manager

Thanks For putting in your faith and trust in our services, We at Anacon Laboratories cherish our relationship. We put in a lot of hard work to ensure that you have a seamless experience at every step of our relationship. in order to ensure that your next experience will be significantly better, we welcome your feedback over email on feedback@anacon.in

**Anacon Laboratories Pvt. Ltd. Nagpur Lab**

📍 FP-34, 35, Food Park, Five Star Industrial Estate, MIDC Butibori, Nagpur, Maharashtra, India - 441 122

☎ + 91 8045685558 ✉ Email : info@anacon.in

🌐 https://www.anaconlaboratories.com





Test Report

ULR No.- TC54582300000358F

Test Report No. : ALPL/28022023/4-18A

dated 28/02/2023

Page 2 of 3

<b>Issued To :</b> M/s Katamati Iron Mines (M/s TATA Steel Limited)		<b>Sample Inward No.</b> ALPL/21022023/Mon-1/60-GW-22	<b>Analysis Start</b> 21/02/2023
		<b>Inward Date</b> 21/02/2023	<b>Analysis End</b> 28/02/2023
		<b>Reference</b> W.O.- 4700098928/962	<b>Report Issue Date</b> 28/02/2023
		<b>Reference Date</b> 22.03.2022	<b>Sample Category</b> Water
<b>Sample Name</b> Ground Water	<b>Sample Source</b> Dugwell	<b>Sample Particulars</b> Sample Code-GW-22	<b>Sample Condition</b> Sealed & Ice Preserved
			<b>Quantity Received</b> 2.0 Ltr & 250 ml
<b>Sample Collected By</b> Anacon Representative Mr. Sovan Giri		<b>Sampling Date</b> 18/02/2023	<b>Sampling Time</b> 10.20 am to 5.10 pm
			<b>Sampling Location</b> Nr. Pit Office

**TEST RESULTS**

S.N.	Test Parameter	Measurement Unit	Test Method	Requirement as per IS 10500 : 2012 (Drinking Water Specifications) Including Amendment No. 4		Test Result
				Acceptable Limit	Permissible Limit #	
<b>ii Chemical Testing 2. Residues In Water</b>						
20	Arsenic (as As)	mg/l	IS 3025 (Part 37) : 2022	0.01	No relaxation	BDL (DL - 0.01)
21	Aluminium (as Al)	mg/l	IS 3025 (Part 2) : 2019	0.03	0.2	BDL (DL - 0.01)
22	Boron (as B)	mg/l	IS 3025 (Part 2) : 2019	0.5	2.4	BDL (DL - 0.1)
23	Copper (as Cu)	mg/l	IS 3025 (Part 2) : 2019	0.05	1.5	BDL (DL - 0.03)
24	Cadmium (as Cd)	mg/l	IS 3025 (Part 2) : 2019	0.003	No relaxation	BDL (DL - 0.001)
25	Iron (as Fe)	mg/l	IS 3025 (Part 2) : 2019	1.0	No relaxation	0.07
26	Lead (as Pb)	mg/l	IS 3025 (Part 2) : 2019	0.01	No relaxation	BDL (DL - 0.001)
27	Manganese (as Mn)	mg/l	IS 3025 (Part 2) : 2019	0.1	0.3	BDL (DL - 0.05)
28	Mercury (as Hg)	mg/l	IS 3025 (Part 48) : 1994	0.001	No relaxation	BDL (DL - 0.0005)
29	Selenium (as Se)	mg/l	IS 3025 (Part 56) : 2003	0.01	No relaxation	BDL (DL - 0.001)
30	Total Chromium (as Cr)	mg/l	IS 3025 (Part 2) : 2019	0.05	No relaxation	BDL (DL - 0.03)
31	Zinc (as Zn)	mg/l	IS 3025 (Part 2) : 2019	5	15	BDL (DL - 0.1)
32	Polynuclear aromatic hydrocarbon (PAH)	µg/l	ANtr/7.2/RES/01: 2018	0.1	No relaxation	BDL(DL-0.03)

□ Please refer last Page for Note and Remarks.

Verified By

Mangesh Fañde  
Technical Manager

Shoeb Khan  
Deputy Technical Manager

Authorized Signatory

Dr. (Mrs.) S.D. Garway  
Quality Manager

Thanks For putting in your faith and trust in our services, We at Anacon Laboratories cherish our relationship. We put in a lot of hard work to ensure that you have a seamless experience at every step of our relationship. in order to ensure that your next experience will be significantly better, we welcome your feedback over email on [feedback@anacon.in](mailto:feedback@anacon.in)

**Anacon Laboratories Pvt. Ltd. Nagpur Lab**

📍 FP-34, 35, Food Park, Five Star Industrial Estate, MIDC Butibori, Nagpur, Maharashtra, India - 441 122

☎ + 91 8045685558 ✉ Email : [info@anacon.in](mailto:info@anacon.in)

🌐 <https://www.anaconlaboratories.com>





Test Report

ULR No.- TC54582300000358F

Test Report No. : ALPL/28022023/4-18A

dated 28/02/2023

Page 3 of 3

Table with 5 columns: Issued To, Sample Inward No., Analysis Start, Inward Date, Analysis End, Reference, W.O.-, Report Issue Date, Reference Date, 22.03.2022, Sample Category, Water. Includes sub-tables for Sample Name, Source, Particulars, Condition, Quantity, Collected By, Date, Time, Location.

TEST RESULTS

Main test results table with columns: S.N., Test Parameter, Measurement Unit, Test Method, Requirement as per IS 10500:2012 (Acceptable Limit, Permissible Limit #), Test Result. Lists various pesticides and their detection limits.

NOTE: • Please see watermark "Original Test Report" to confirm the authenticity of this report • Results shall be referred to tested sample(s) and applicable to tested parameters only. • Test report shall not be reproduced except in full without prior written approval of Anacon Labs. • Liability of Anacon Labs is limited to invoiced amount only. • Non-perishable and perishable sample(s) shall be disposed off after 30 days and 15 days respectively from the date of issue of Test Report, unless specified otherwise. • #Permissible limit in absence of an alternate source for drinking water • 'mg/l' is equivalent to 'ppm' • 'µg/l' is equivalent to 'ppb' • BDL- Below detection limit. • DL- DL Indicates detection limit of instrument /method and shall be considered as 'absent'. • Result for test no. 8 is not relevant. • ANtr/7.2/RES -01,06.; Inhouse validated method. • NT' indicates not Tested as sample failed to establish safety concerns.

REMARKS: As requested by the client, sample was tested for above parameters only. Sample complies with IS:10500:2012, for tests conducted, indicating that it is fit for drinking purpose with respect to tested parameters.

Verified By [Signature] Shoeb Khan Deputy Technical Manager

Authorized Signatory [Signature] Dr. (Mrs.) S.D. Garway Quality Manager

-----End of Report-----

Thanks For putting in your faith and trust in our services, We at Anacon Laboratories cherish our relationship. We put in a lot of hard work to ensure that you have a seamless experience at every step of our relationship. in order to ensure that your next experience will be significantly better, we welcome your feedback over email on feedback@anacon.in

Anacon Laboratories Pvt. Ltd. Nagpur Lab

FP-34, 35, Food Park, Five Star Industrial Estate, MIDC Butdori, Nagpur, Maharashtra, India - 441 122

+ 91 8045685558 Email : info@anacon.in

https:// www.anaconlaboratories.com





# Anacon Laboratories Pvt. Ltd.

Anacon Laboratories Pvt. Ltd. Nagpur Lab  
FP-34, 35, Food Park, Five Star Industrial Estate,  
MIDC Butibori, Nagpur, Maharashtra, India - 441 122  
+ 91 8045685558 Email : info@anacon.in  
https://www.anaconlaboratories.com

## Test Report

Test Report No. : ALPL/28022023/4-18B

dated 28/02/2023

Page 1 of 1

<b>Issued To :</b> M/s Katamati Iron Mines (M/s TATA Steel Limited)		<b>Sample Inward No.</b> ALPL/21022023/Mon-1/60-GW-22	<b>Analysis Start</b> 21/02/2023	
		<b>Inward Date</b> 21/02/2023	<b>Analysis End</b> 28/02/2023	
		<b>Reference</b> W.O.- 4700098928/962	<b>Report Issue Date</b> 28/02/2023	
		<b>Reference Date</b> 22.03.2022	<b>Sample Category</b> Water	
<b>Sample Name</b> Ground Water	<b>Sample Source</b> Dugwell	<b>Sample Particulars</b> Sample Code-GW-22	<b>Sample Condition</b> Sealed & Ice Preserved	<b>Quantity Received</b> 2.0 Ltr & 250 ml
<b>Sample Collected By</b> Anacon Representative Mr. Sovan Giri		<b>Sampling Date</b> 18/02/2023	<b>Sampling Time</b> 10.20 am to 5.10 pm	<b>Sampling Location</b> Nr. Pit Office

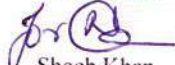
### TEST RESULTS

S.N.	Test Parameter	Measurement Unit	Test Method	Requirement as per IS 10500 : 2012 (Drinking Water Specifications) Including Amendment No. 4		Test Result
				Acceptable Limit	Permissible Limit #	
1	Mineral Oil	mg/l	ANtr/7.2/RES/06: 2018	1	No relaxation	BDL (DL - 0.001)

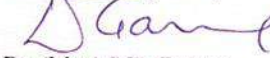
NOTE: ● Please see watermark "Original Test Report" to confirm the authenticity of this report ● Results shall be referred to tested sample(s) and applicable to tested parameters only ● Test report shall not be reproduced except in full without prior written approval of Anacon Labs ● Liability of Anacon Labs is limited to invoiced amount only ● Non-perishable and perishable sample(s) shall be disposed off after 30 days and 15 days respectively from the date of issue of Test Report, unless specified otherwise ● Permissible limit in absence of an alternate source for drinking water ● 'mg/l' is equivalent to 'ppm' ● 'µg/l' is equivalent to 'ppb' ● BDL- Below detection limit. ● DL- DL Indicates detection limit of instrument /method and shall be considered as 'absent'. ● Result for test no. 8 is not relevant. ● ANtr/7.2/RES -01,06.: Inhouse validated method. ● NT' indicates not Tested as sample failed to establish safety concerns.

REMARKS: As requested by the client, sample was tested for above parameters only.

Verified By

  
Shoeb Khan  
Deputy Technical Manager

Authorized Signatory

  
Dr. (Mrs.) S.D. Garway  
Quality Manager

-----End of Report-----

Thanks for putting in your faith and trust in our services, We at Anacon Laboratories cherish our relationship. We put in a lot of hard work to ensure that you have a seamless experience at every step of our relationship. In order to ensure that your next experience will be significantly better, we welcome your feedback over email on feedback@anacon.in





**ANNEXURE-II**  
**LAND USE LAND COVER PLAN**


ANNEXURE 5



SCALE: 1:14,000

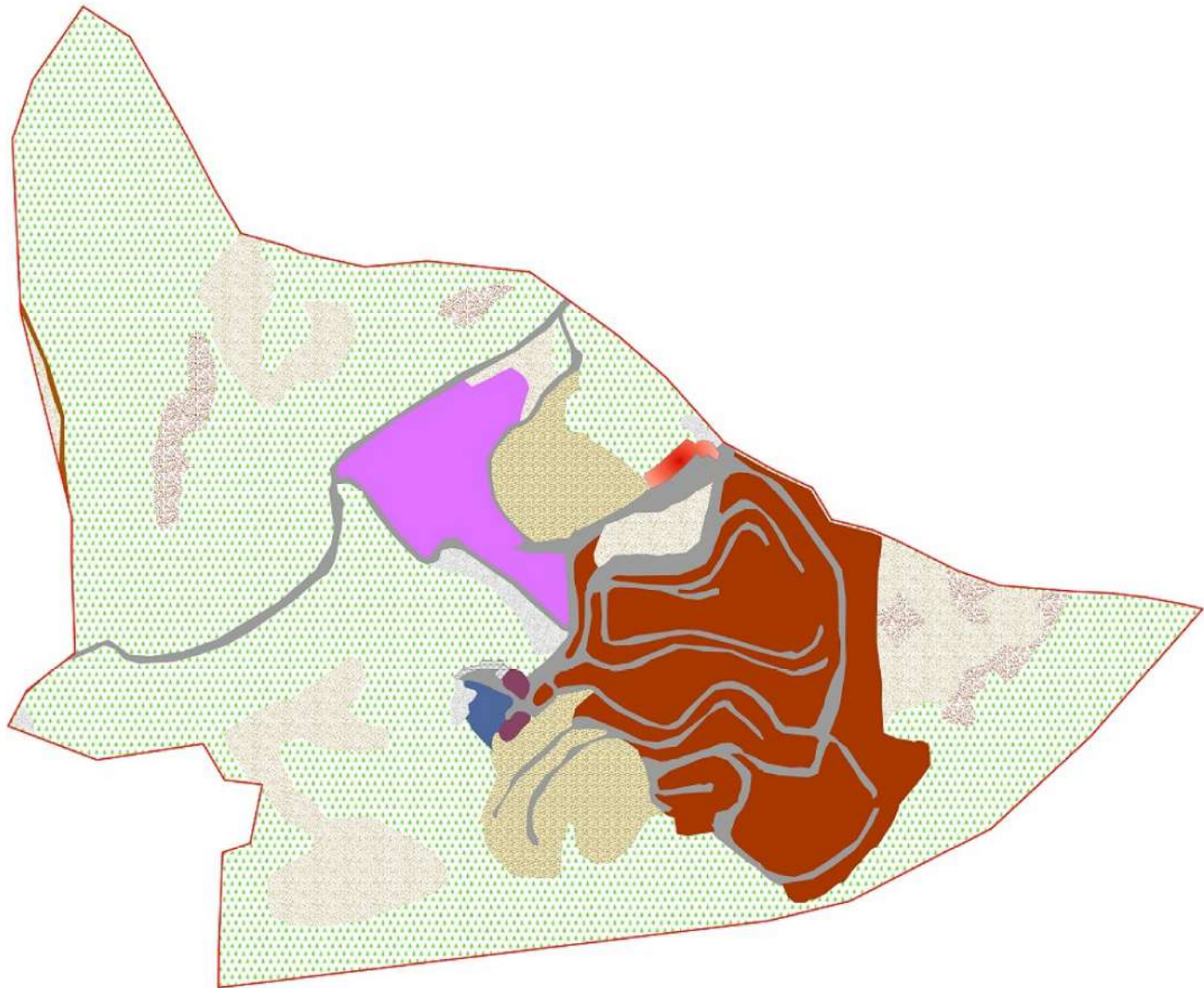


LEGEND



LANDUSE/LAND COVER

LEVEL-I	LEVEL-II	LEVEL-III	LEGEND	AREA IN HA	AREA IN %
EQUITABLE LAND	ADMINISTRATIVE	OFFICE INFRASTRUCTURE		0.1475	0.1305
	INFRASTRUCTURE	INDUSTRIAL INFRASTRUCTURE AREA		0.1108	0.0970
	TRANSPORT	ROADS/ROADS		28.3815	6.5488
INDUSTRIAL	PLANT	PLANT		2.1623	0.3126
	DUMP	DUMP		13.3880	5.8223
MINING AREA	MINING	STOCK		0.1756	0.1940
	QUARRY	OLD QUARRY AREA		9.8386	2.4462
	SLIME DAM	SLIME DAM		54.3563	12.4613
VEGETATION COVER	OPEN FOREST	TREE COVER AREA		221.9431	55.2044
WASTE LAND	WASTE LAND	UNDEVELOPED LAND		61.9449	30.0000
		LAND WITHOUT SQUARE		3.4452	0.8410
TOTAL AREA				402.2228	100.0000



MAP PREPARED FOR THE YEAR ENDING ON 31.03.2021

Prepared for:  
M/s TATA STEEL LTD, OMO Division  
Nagawadi, West Singhbhum  
Jharkhand

Prepared by:  
Geo Consultants Pvt. Ltd  
(Authorized Organisation of ORSAC)  
Plot No-853, Govinda Prasad, Mahavir Nagar (Medical Lane),  
In front of Railtance Firdh (Railtance Complex)  
Cuttack Road, Laxminagar, Bhubaneswar-751006, Odisha