



EMD/C-41/289/21

November 28, 2021

Additional Principal Chief Conservator of Forests

(Eastern-Central) Regional Office (ECZ)

Ministry of Environment, Forests & Climate Change

Bungalow No. A-2, Shyamali Colony

RANCHI – 834 002

Subject: Submission of Six Monthly (April 2021 to September 2021) EC Compliance and monitoring reports of expansion of Steel plant (4 MTPA to 5 MTPA Crude Steel Production), (5 MTPA to 6.8 MTPA Crude Steel Production), (6.8 MTPA to 9.7 MTPA Crude Steel Production) and (9.7 MTPA to 11 MTPA Crude Steel Production)

Reference:

1. MoEF EC letter no. J-11011/221/2003-IA.II (I) dated May 24, 2005
2. MoEF EC letter no. J-11011/317/2006-IA.II (I) dated April 16, 2007
3. MoEF EC letter no. J-11011/691/2007-IA.II (I) dated May 11, 2010
4. MoEFCC EC letter no. J-11011/691/2007-IA.II (I) dated March 1, 2016

Dear Sir,

This has reference to the captioned subject and cited references. It is to inform that we are herewith submitting six monthly Compliance reports for the conditions stipulated in the Environment Clearance of expansion of Steel plant (4 MTPA to 5 MTPA Crude Steel Production), (5 MTPA to 6.8 MTPA Crude Steel Production), (6.8 MTPA to 9.7 MTPA Crude Steel Production) and (9.7 MTPA to 11 MTPA Crude Steel Production) for the period from **April 2021 to September 2021** along with monitoring data report for your kind consideration.

The copy of above compliance report is also being sent in soft format through email (ro.ranchi-mef@gov.in) for your kind perusal. Also copy of above EC

TATA STEEL LIMITED

Environment Management Jamshedpur 831 001 India

Tel 91 657 6640415 8092094575 (M) e-mail anoop.srivastava@tatasteel.com

Registered Office Bombay House 24 Homi Mody Street Fort Mumbai 400 001

Tel 91 22 66658282 Fax 91 22 66657724

Corporate Identity Number L27100MH1907PLC000260 Website www.tatasteel.com



Compliance has been uploaded on MoEFCC website on portal <http://environmentclearance.nic.in/>.

Hope the above are in line with the statutory requirements.

Thanking you

Yours Faithfully

For Tata Steel Limited

Anoop Srivastava

Anoop Srivastava

Head, Environment Management

Encl:

1. Six Monthly Compliance Status report of Environmental Clearance from expansion of 4 to 5 MTPA Crude Steel Production
2. Six Monthly Compliance Status report of Environmental Clearance from expansion of 5 to 6.8 MTPA Crude Steel Production
3. Six Monthly Compliance Status report of Environmental Clearance from expansion of 6.8 to 9.7 MTPA Crude Steel Production
4. Six Monthly Compliance Status report of Environmental Clearance from expansion of 9.7 to 11 MTPA Crude Steel Production
5. Monitoring and analysis reports for April 2021 to September 2021

Copy to:

1. Zonal Officer, Central Pollution Control Board, Southern Conclave, Block 502, 5th and 6th Floors, 1582 Rajdanga Main Road, Kolkata - 700 107
2. Member Secretary, Jharkhand State Pollution Control Board, T.A. Division Building, HEC Campus, Dhurwa, Ranchi – 834004
3. Regional Officer, Jharkhand State Pollution Control Board, Jamshedpur

TATA STEEL LIMITED

Environment Management Jamshedpur 831 001 India

Tel 91 657 6640415 8092094575 (M) e-mail anoop.srivastava@tatasteel.com

Registered Office Bombay House 24 Homi Mody Street Fort Mumbai 400 001

Tel 91 22 66658282 Fax 91 22 66657724

Corporate Identity Number L27100MH1907PLC000260 Website www.tatasteel.com

ENVIRONMENTAL CLEARANCE COMPLIANCE STATUS REPORT

April 2021 to September 2021

Tata Steel Limited, Jamshedpur
(MAIN WORKS & TOWN)

**Six Monthly Compliance Status report of Environmental
Clearance from expansion of 4 to 5 MTPA Crude Steel
Production**

**ENVIRONMENTAL MANAGEMENT DEPARTMENT
TATA STEEL LIMITED
JAMSHEDPUR**

Compliance to Conditions stipulated in Environment Clearance for Expansion of steel manufacturing capacity at Jamshedpur Steel works from 4.0 MTPA to 5.0 MTPA, No. J-11011/221/2003 - IA II (I) dated 24.05.2005

SN	Condition	Compliance Status
Specific Conditions:		
i.	The gaseous emissions from various process units should conform to the load/mass based standards notified by this Ministry on 19 th May 1993 and standards prescribed from time to time. The State Board may specify more stringent standards for the relevant parameters keeping in view the nature of the industry and its size and location. At no time, the emission level should go beyond the prescribed standards. In the event of failure of any pollution control system adopted by the unit, the respective unit should not be restarted until the control measures are rectified to achieve the desired efficiency.	<p>Several Projects have been implemented to control Gaseous Emission levels including secondary fugitive emissions from all the sources.</p> <p>Secondary fugitive dust emissions inside the plant in different areas is being controlled and monitored in line with the CPCB guidelines and MoEF&CC standards.</p> <p>All the existing and new units are provided with adequate pollution control equipment (PCEs) to ensure the emission levels within specific legal requirement. We will be abiding by the stipulated condition in regards of operation of the pollution control systems adopted.</p> <p>Monitoring reports for all relevant parameters from April 2021 to September 2021 is attached in Annexure-I.</p>
ii.	As reflected in the EIA/EMP report, the waste water generation shall not exceed from the existing level from various units namely, Sponge iron plant, steel melting shop, rolling mill, rotary hearth furnace. The company shall undertake closed circuit system for the wastewater treatment and the sludge recycled to the sinter plant. The recovery and recycling of Susangharia nalla water shall be carried to recycle 800m ³ /hr water. The Jugsalai and Ram Mandir nalla shall be made zero discharge. However, 31300 m ³ /d of treated effluent after confirming to the prescribed standards shall be discharge into Subarnarekha river. The treated waste water to be discharged into the Kharkai river should remain at the existing level of 1364m ³ /d. The domestic waste water after treatment in STP should be used for green belt development.	<ul style="list-style-type: none"> • Water taken from Subarnarekha River for steelmaking as make-up water is within the recommended capacity by State Government. • A central effluent treatment plant (CETP) of 4 MGD has been constructed to treat and recycle most of the effluent by tertiary treatment with Reverse Osmosis (RO). Treated water from plant (CETP) primary, secondary and tertiary treatment is used through recycling or used for dust suppression, slag quenching and green belt development etc. inside the plant. This CETP is being augmented from 4 MGD to 9 MGD to treat and recycle the balance wastewater generated from various units. • Wastewater containing suspended solids is passed through clarifloculation plant to recover and reuse the clarified water for cooling or cleaning. All the mills are equipped with respective primary effluent treatment plants with settling tanks and oil skimming facility. • Closed circuit cooling systems have been installed. Catch pits at all the five designated outlets. have been constructed to recycle the treated effluent within plant. Zero effluent discharge status has been achieved for 4 out of 5 designated outlets. • All the effluent quality (pH, Ammoniacal Nitrogen, COD, BOD, Phenol, Cyanide, TSS, etc) are within discharge norms. Monitoring reports for all relevant parameters from April 2021 to September 2021 is attached in Annexure-I.
iii.	In plant control measures for checking fugitive emission from spillage/raw materials handling should be provided.	To check the fugitive emission in raw material handling, dry-fog dust suppression systems are effectively operating. Spillage on the road, along

Compliance to Conditions stipulated in Environment Clearance for Expansion of steel manufacturing capacity at Jamshedpur Steel works from 4.0 MTPA to 5.0 MTPA, No. J-11011/221/2003 - IA II (I) dated 24.05.2005

	Further specific measures like provision of dust extraction system at sinter plant, stock house fume extraction system at cast house of blast furnace shall be installed. Particulate emissions shall not exceed 100mg/Nm ³ . Further de-dusting facilities at new lime kiln, sinter plant and wet suppression system at raw material bedding and blending plant shall be provided.	the conveyors, if any, is collected and recycled. ESP and Bag Houses are installed in Sinter Plants. Cast Houses of Blast furnaces are having Fume Extraction System. Lime Kilns have been provided with Bag House. The emissions from the stacks are within specified limits. Monitoring reports for all relevant parameters from April 2021 to September 2021 is attached in Annexure-I .
iv.	The company shall phase out steam coal burning by using by-products fuel gas and replace existing wet quenching facility of coke oven battery No. 5, 6 and 7 by dry quenching to recover energy and reduce CO ₂ greenhouse gas emission.	<ul style="list-style-type: none"> • The conversion of all the coal-fired boilers to gas firing in PH # 3, PH#4 & PH # 5 has been completed since FY'19. • Coke dry quenching facility has been commissioned at battery no. 5, 6 & 7.
v.	As per the solid waste management plan submitted to the Ministry, about 7268 TPD of solid waste shall be generated. There shall be no generation of boiler ash as BF gas would be used instead of coal. The company shall recycle the BF and LD slag for cement manufacturing, road embankment, construction and filling up of low-lying areas. As per the plan submitted to the Ministry the company shall reuse 100% of BF and LD slag by December 2007.	<ul style="list-style-type: none"> • Online slag granulation facilities have been implemented in the all Blast Furnaces. • All the BF Slag is being granulated and made available to the Cement plants for cement making. • All the boilers of Captive power plants have been converted from coal fired to gas fired, thus there is no generation of fly ash in the power plant. • Blast furnace (BF) slag are provided to cement manufacturers for further utilization in cement making as per the MoUs signed with M/s Nuvoco Vistas, M/s Dalmia Cement, M/s ACC, M/s JSW Bengal and M/s Emami Cement. • LD Slag after metal recovery is being used internally in the manufacturing process as well as externally in brick and road making works. "Tata Nirmaan" and "Tata Aggretto" are branded product of LD slag for its external utilization. • Additional initiatives undertaken for improving the utilization of LD Slag: <ul style="list-style-type: none"> ○ Co-processing of LD Slag at Cement Kilns. ○ Open & closed Steam Aging inside Works ○ Use of LD Slag in road making & railway ballast. • For the period during April 2021 to September 2021, the solid waste utilization was 101% excluding storage of LD slag at Galudih for processing. Status of Solid Waste, hazardous and other waste generation and utilization

Compliance to Conditions stipulated in Environment Clearance for Expansion of steel manufacturing capacity at Jamshedpur Steel works from 4.0 MTPA to 5.0 MTPA, No. J-11011/221/2003 - IA II (I) dated 24.05.2005

		from April 2021 to September 2021 is enclosed as Annexure – VI.
vi.	<p>a. The chrome sludge (251kg/d) generated from the colour coating shall be disposed off in the lined pit within the plant premises and oily sludge (25TPD) shall be incinerated.</p> <p>b. The company shall undertake ground water quality monitoring around the chrome sludge disposal site and data submitted to the Ministry.</p>	<ul style="list-style-type: none"> In house secured landfill with HDPE liner has been constructed to dispose chrome sludge generated from Cold Rolling Mill. The analysis of ground water is done for chromium content; the values are within prescribed limits. <p>Monitoring reports for all relevant parameters from April 2021 to September 2021 is attached in Annexure-I.</p>
vii.	A green belt adequate width and density should be developed in an area of 7.0 ha of plant area in addition to the 75 ha of area already afforested within and around the plant premises as per the CPCB guidelines.	<ul style="list-style-type: none"> Total area under green cover within Jamshedpur town including steel works is approx. 2400 ha out of 5094 ha which is more than the required 33% green cover area. We have planted 93,383 nos. saplings during April 2021 to September 2021 inside the works, Jugsalai Muck Dump area and in Township in the same period. Every year plantation done in available space. <p>The following indigenous plant species are being planted:</p> <ul style="list-style-type: none"> <i>Ficus, karanj, Cicilipinia, Palm, Ashoka, Mahogany, Caesalpinia Arjun, Sita Ashok, Bakul, Spathodia, Kanchan, Jural, Tabulia, Sissam, Termanelia Sp., Arica palm, foxtail palm, Tecoma, Kannel, Tababia, Ghandhraj, calendra, Tagar, Hemelia, Kamani, Karbi, Calendra etc.</i>
viii.	The company shall undertake rainwater-harvesting measures to harvest the rainwater for utilisation in the lean season as well as to recharge the ground water table.	<ul style="list-style-type: none"> 38 nos. of rain water harvesting structures have been provided inside the plant area of which some area has the facility of Ground Water Recharge system. RWH structures have been constructed based on the maximum rainfall of last 20 yrs.
ix.	Occupational Health Surveillance of the workers shall be done on a regular basis and records maintained as per Factories Act.	The health surveillance is being done as per Factory Act. Records are maintained at the Occupational Health Services. Health check-up for contractor's persons are conducted regularly.
x.	Recommendations made in the CREP shall be implemented.	Tata Steel has implemented the recommendations of CREP. CREP report is enclosed as Annexure-IV.
xi	The company shall carry out life cycle assessment for monitoring to assess the overall environmental improvement of the plant with respect to consumption norms	Tata Steel had participated in the life cycle assessment conducted with the government agencies.

Compliance to Conditions stipulated in Environment Clearance for Expansion of steel manufacturing capacity at Jamshedpur Steel works from 4.0 MTPA to 5.0 MTPA, No. J-11011/221/2003 - IA II (I) dated 24.05.2005

	of natural resources and energy and specific norms for waste generation.	
B. General Conditions		
i.	The project authorities must adhere to the stipulations made by the Jharkhand Environment Conservation Board and the State Government.	We are abiding by all the compliance conditions made by JSPCB and State Government of Jharkhand.
ii.	No further expansion or modifications in the plant should be carried out without prior approval of the Ministry of Environment and Forests.	<p>Environmental Clearance for the expansion from 6.8 MTPA to 9.7 MTPA Steel Plant was granted vide MoEF letter no. J-11011/691/2007-IA. (II) dated May 11, 2010.</p> <p>Environmental Clearance for the expansion from 9.7 MTPA to 11 MTPA Steel Plant was granted vide MoEF letter no. J-11011/691/2007-IA. (II) dated March 1, 2016.</p> <p>Necessary Environment Clearance will be taken before any further expansion or modification.</p>
iii.	At least four ambient air quality-monitoring stations should be established in the downward direction as well as where maximum ground level concentration of SPM, SO ₂ and NO _x are anticipated in consultation with the state pollution Control Board. Data on ambient air quality and stack emission should be regularly submitted to this Ministry including its Regional office at Bhubaneswar and State Pollution Control Board/Central Pollution Control Board once in six months.	<ul style="list-style-type: none"> 4 online AAQMS have been commissioned to monitor PM₁₀, PM_{2.5}, SO₂, NO_x, CO, NH₃ continuously inside the Works. There is one mobile monitoring facility & 8 manual AAQMS located both inside the plant and also outside the plant area. The monthly monitoring reports by NABL accredited environment laboratory is being submitted to JSPCB and six-monthly reports are being submitted to regional office of MoEF&CC, Ranchi and CPCB. Monitoring reports for all relevant parameters from April 2021 to September 2021 is attached in Annexure-I.
iv.	Industrial wastewater should be properly collected, treated so as to conform to the standards prescribed under GSR 422(E) dated 19 th May, 1993 and 31 st December 1993 or as amended form time to time. The treated wastewater should be utilized be for plantation purpose.	<ul style="list-style-type: none"> A central effluent treatment plant (CETP) of 4 MGD has been constructed to treat and recycle most of the effluent by tertiary treatment with Reverse Osmosis (RO). Treated water from plant (CETP) primary, secondary and tertiary treatment is used through recycling or used for dust suppression, slag quenching and green belt development etc. inside the plant conforming to the standards prescribed under GSR 422 (E) dated 19th May, 1993 and 31st December 1993 or as amended from time to time. Monitoring reports for all relevant parameters from April 2021 to September 2021 is attached in Annexure-I.

Compliance to Conditions stipulated in Environment Clearance for Expansion of steel manufacturing capacity at Jamshedpur Steel works from 4.0 MTPA to 5.0 MTPA, No. J-11011/221/2003 - IA II (I) dated 24.05.2005

v.	<p>The overall noise level in and around the plant area should be kept well within the standards (85 dBA) by providing noise control measures including acoustic hoods, Silencers, enclosures etc. on all sources of noise generation. The ambient noise levels should conform to the standards prescribed under EPA Rules, 1989 viz. 75 dBA (daytime) and 70 dBA (night time).</p>	<ul style="list-style-type: none"> • Personal Protective Equipment (PPE) have been provided to all the workers/officers to avoid any accompanied noise hazards. Facilities like silencers, enclosures, hood etc have been provided to reduce noise at source. The monitored data in the work zone reveals that the noise level does not exceeds 85 dB (A) for 8 hr exposures. Similarly, in the ambient also, the noise levels meet the prescribed standards. • The ambient noise level monitoring is being done at different part of the Jamshedpur town in frequent interval outside Steel Works to assess the ambient noise level status. Noise level in the town is found beyond the standard in few occasions. The possible reason of equivalent noise levels in respect of all categories of areas exceeded the standards for day and night times is due to heavy traffic movement in the town, market and commercial activities, festivals and other domestic celebrations and frequent religious rituals. <p>Monitoring reports for all relevant parameters from April 2021 to September 2021 is attached in Annexure-I. Night time noise monitoring could not be done from Apr'21 to Jun'21 due to COVID-19 pandemic situation, which was restarted from Jul'21 onwards.</p>
vi.	<p>The project proponent shall also comply with all the environmental protection measures and safeguards recommended in the EIA / EMP report. Further, the company must undertake socio-economic development programmes, educational programmes, drinking water supply and health care etc.</p>	<ul style="list-style-type: none"> • All the environmental protection measures and safeguards such as APCEs, ETPs, hazardous waste proper handling, transfer and disposal have been deployed as recommended in the EIA/EMP report. • Socio economic development activities are regularly undertaken in and around Jamshedpur through the two agencies namely, Tata Steel Rural Development Society and Tata Steel Community Development & Welfare Services Centres. The development activities undertaken in the surrounding community are need based and are in the field of health care, education, mid-day meals in schools, sports and culture, self-employment, drinking water, rural electrification, etc. Tata Steel also facilitate the Institutes like R D Tata Technical Institute, Tata Football Academy, Tata Archery Foundation, etc. which encourages the local talent to develop themselves and participate at National and International levels.
vii.	<p>The project authorities shall provide an amount of Rs 286 crores (question no. xix part b) funds both recurring and non-</p>	<p>The 5 MTPA project has been completed. All the pollution control equipment has been</p>

Compliance to Conditions stipulated in Environment Clearance for Expansion of steel manufacturing capacity at Jamshedpur Steel works from 4.0 MTPA to 5.0 MTPA, No. J-11011/221/2003 - IA II (I) dated 24.05.2005

	recurring to implement the conditions stipulated by the Ministry of Environment and Forests as well as the State Government along with the implementation schedule for all the conditions stipulated herein. The funds so provided should not be diverted for any other purposes.	commissioned and are being operated and maintained regularly. In FY 21 total capital expenditure and recurring cost for environment are 30 Crore and 89 Crores respectively. The funds for capital investment on pollution control equipment are not diverted.
vii.	The Regional Office of this Ministry at Bhubaneswar/ Central Pollution Control Board/State Pollution Control Board will monitor the stipulated conditions. A six-monthly compliance report and the monitored data along with statistical interpretation should be submitted to them regularly.	Six monthly compliance reports and the monitored data are being submitted regularly. Monitoring reports for all relevant parameters from April 2021 to September 2021 is attached in Annexure-I .
ix.	The Project Proponent should inform the public that the project has been accorded environmental clearance by the Ministry and copies of the clearance letter are available with the State Pollution Control Board/ Committee and may also be seen at Website of the Ministry of Environment and Forests at http://envfor.nic.in . This should be advertised within seven days from the date of issue of the clearance letter, at least in two local newspapers that are widely circulated in the region of which one shall be in the vernacular language of the locality concerned and a copy of the same should be forwarded to the regional office.	The Notice has been advertised in two local newspapers viz. Chamakta Aaina (Hindi) and The Avenue Mail (English) on June 04, 2005 and communication to this effect was also sent to the MoEF.
x.	The Project Authorities should inform the Regional Office as well as the Ministry, the date of financial closure and final approval of the project by the concerned authorities and the date of commencing the land development work.	It has been complied as the project has already been completed and Consent to Operate has been issued by Jharkhand State Pollution Control Board.

ENVIRONMENTAL CLEARANCE COMPLIANCE STATUS REPORT

April 2021 to September 2021

**Tata Steel Limited, Jamshedpur
(MAIN WORKS & TOWN)**

**Six Monthly Compliance Status report of Environmental
Clearance from expansion of 5 to 6.8 MTPA Crude Steel
Production**

**ENVIRONMENTAL MANAGEMENT DEPARTMENT
TATA STEEL LIMITED
JAMSHEDPUR**

Compliance Status of Environmental Clearance of Expansion of Crude Steel Plant (5.0 MTPA to 6.8 MTPA) at Tata Steel Works, Jamshedpur, District East Shinghbhum, Jharkhand vide MoEF Letter no J-11011/317/2006.IA.II (I) dated April 16, 2007

SN	Condition	Compliance Status
Specific Conditions		
i.	The gaseous emissions from various process units shall conform to the load/mass based standards notified by this Ministry on 11 th May, 1993 and standards prescribed from time to time. The state Board may specify more stringent standards for the relevant parameters keeping in view the nature of the industry and its size and location. At no time, the emission level shall go beyond the prescribed standards. Interlocking facilities shall be provided so that process can be automatically stopped in case emission level exceeds the limit.	<p>Several Projects have been implemented to control Gaseous Emission levels including secondary fugitive emissions from all the sources.</p> <p>Secondary fugitive dust emissions inside the plant in different areas is being controlled and monitored in line with the CPCB guidelines and MoEF&CC standards.</p> <p>All the existing and new units are provided with adequate pollution control equipment (PCEs) to ensure the emission levels within specific legal requirement.</p> <p>Monitoring reports for all relevant parameters from April 2021 to September 2021 is attached in Annexure-I.</p>
ii.	Efforts shall be made to reduce RSPM levels in the ambient air and a time bound action plan shall be submitted. On-line stack monitoring facilities for all the stacks including new sinter plant and powerhouse and sufficient air pollution control devices shall be provided to keep the emission levels below 50 mg/Nm ³ and reports submitted to the Jharkhand SPCB and CPCB.	<ul style="list-style-type: none"> • 4 online AAQMS have been commissioned to monitor PM10, PM2.5, SO2, NO2, CO, NH3 continuously. • All ESPs have been upgraded of all relevant production units while the same is under progress at sinter plant #4 and LD Shop #2. The agreed emission for their upgraded emission has been guaranteed to be ≤50 mg/Nm³. • Low NOx burners have been provided in all the new units. • Similarly, in almost all the units alert facility have been provided in case of units exceed any prescribed emission level as the interlocking is technically not feasible in all the production units. • Please find enclosed a list of air pollution control devices for each of production unit as Annexure-II. • Please find enclosed the updated status of implementation of action plan to reduce dust emission level in each of production unit and raw material storage area as Annexure III.
iii.	In-plant control measures for checking fugitive emissions from all the vulnerable sources shall be provided. Dust extraction system and dry fogging system will be provided to control air emissions at material transfer and sizing plants. ESP and bag filters shall be provided wherever required to keep the emission levels below 50 mg/Nm ³ particularly in 'H'-BF stock house, BF cast houses and Sinter stock house. Low NO burners will be installed to control NO emissions. Gas cleaning plant shall be provided to BF.	<p>The status of control measures in the units are as follows.</p> <ul style="list-style-type: none"> • Installed ESPs and Bag Houses in the "H" Blast Furnace, Sinter Plant#4. • Dust control systems, dry fog system and water spraying have been provided at the material handling systems. • Low NOx burners have been installed. <p>The following control measures are in place to check the fugitive emissions.</p> <ul style="list-style-type: none"> • Bag Houses, water-spraying arrangements are provided at all potential dust generating points.

Compliance Status of Environmental Clearance of Expansion of Crude Steel Plant (5.0 MTPA to 6.8 MTPA) at Tata Steel Works, Jamshedpur, District East Shinghbhum, Jharkhand vide MoEF Letter no J-11011/317/2006.IA.II (I) dated April 16, 2007

	Further, specific measures like water sprinkling shall be carried out and fugitive emissions shall be controlled, regularly monitored and records maintained.	<ul style="list-style-type: none"> All the boilers of Captive power plants have been converted from coal fired to gas fired, thus there is no generation of fly ash in the power plant. Regular cleaning of shop floor area with the help of mechanical dust collector, road sweepers, is being done. Monitoring of fugitive emission is being done at the regular intervals and records kept. <p>Monitoring reports for all relevant parameters from April 2021 to September 2021 is attached in Annexure-I.</p>
iv.	Gaseous emission levels including secondary fugitive emissions shall be controlled within the latest permissible limits issued by the Ministry and regularly monitored. Guidelines / Code of Practice issued by the CPCB in this regard shall be followed.	<ul style="list-style-type: none"> Several Projects have been implemented to control Gaseous Emission levels including secondary fugitive emissions from all the sources. Secondary fugitive dust emissions inside the plant in different areas is being controlled and monitored in line with the CPCB guidelines and MoEF&CC standards.
v.	Total water requirement from River Subarnarekha shall not exceed 3,91,800 m ³ /day as per the permission accorded by the State Govt. No ground water shall be used. GCP wastewater treatment plants for 'H'-BF and Billet Caster no. 3 shall be provided. The treated process effluent shall be recycled and re-used in cooling tower as well as for green belt development. Cooling tower blow down shall be used for granulation, coke quenching, dust suppression and other non-product uses. Treated effluent discharge into the streams/river shall not exceed 37,000 m ³ /day. Domestic effluent shall be treated in Sewage Treatment Plant (STP).	<ul style="list-style-type: none"> Water taken from Subarnarekha River for steelmaking as make-up water is within the recommended capacity by State Government. A central effluent treatment plant (CETP) of 4 MGD has been constructed to treat and recycle most of the effluent by tertiary treatment with Reverse Osmosis (RO). Treated water from plant (CETP) primary, secondary and tertiary treatment is used through recycling or used for dust suppression, slag quenching and green belt development etc. inside the plant. This CETP is being augmented from 4 MGD to 9 MGD to treat and recycle the balance wastewater generated from various units. New BOD plant has been commissioned and existing BOD has been upgraded to treat the additional effluent generated from Coke Oven Batteries including Batteries 10 & 11. A tertiary treatment with RO is being implemented at BOD plant to ensure zero discharge from coke oven. Wastewater containing suspended solids is passed through clariflocculation plant to recover and reuse the clarified water for cooling or cleaning. All the mills are equipped with respective primary effluent treatment plants with settling tanks and oil skimming facility. Closed circuit cooling systems have been installed. Catch pits at all the five designated outlets. have been constructed to recycle the treated effluent within plant. Zero effluent discharge status has been achieved for 3 out of 5 designated outlets.

Compliance Status of Environmental Clearance of Expansion of Crude Steel Plant (5.0 MTPA to 6.8 MTPA) at Tata Steel Works, Jamshedpur, District East Shinghbhum, Jharkhand vide MoEF Letter no J-11011/317/2006.IA.II (I) dated April 16, 2007

		<ul style="list-style-type: none"> All the effluent quality (pH, Ammoniacal Nitrogen, COD, BOD, Phenol, Cyanide, TSS, etc) are within discharge norms. Monitoring reports for all relevant parameters from April 2021 to September 2021 is attached in Annexure-I.
vi.	Continuous monitoring of Total Organic Compounds (TOC) shall be done at the outlet of ETP (BOD plant).	<ul style="list-style-type: none"> The BOD plant has facility of continuous monitoring of TOC. Similarly monitoring of other parameters on the outlet of the BOD plant is being done regularly.
vii.	Ground water monitoring around the solid waste disposal site / secured landfill (SLF) shall be carried out regularly and report submitted to the Ministry's Regional Office at Bhubaneswar, CPCB and OPCB.	<p>We are regularly conducting the ground water monitoring around the waste disposal site at five locations. Analysis report submitted to JSPCB indicates that concentration of heavy meals is well within the prescribed limits. Monitoring reports for all relevant parameters from April 2021 to September 2021 is attached in Annexure-I.</p>
viii.	Solid wastes shall be reused in the cement plant, road construction and railway ballast. BF slag shall be granulated in cast house and used for cement making. LD slag shall be processed in Waste Recycling Plant and subsequently recycled in the BF LD sludge and sinter plants. Remaining slag shall be used for road construction and filling the low-lying areas. The Chrome sludge in the form of Cr ⁺³ shall be dumped only in the secured landfill located within the plant premises and proper disposal of Chrome sludge shall be ensured. Oily waste shall be burnt in the incinerator.	<ul style="list-style-type: none"> All the BF Slag is being granulated and made available to the Cement plants for cement making. Blast furnace (BF) slag are provided to cement manufacturers for further utilization in cement making as per the MoUs signed with M/s Nuvoco Vistas, M/s Dalmia Cement, M/s ACC, M/s JSW Bengal and M/s Emami Cement. LD Slag after metal recovery is being used internally in the manufacturing process as well as externally in brick and road making works. "Tata Nirmaan" and "Tata Aggretto" are branded product of LD slag for its external utilization. Additional initiatives undertaken for improving the utilization of LD Slag: <ul style="list-style-type: none"> Co-processing of LD Slag at Cement Kilns. Open & closed Steam Aging inside Works Use of LD Slag in road making & railway ballast. Flue dust generated are recycled within the plant, Mill scales, LD sludge, lime fines and flue dust are also recycled back to sinter plant. Blast Furnace gas cleaning plant (GCP) sludge is re-utilized within the manufacturing process. The chrome sludge from CRM Plant is stored in secured land fill within the Works. Oily sludge is burnt in the Incinerator.
ix.	Fly ash shall be used in cement plants. Bottom ash shall be disposed off in a suitably designed landfill as per CPCB guidelines to prevent leaching to the sub-soil and underground aquifer.	<ul style="list-style-type: none"> All the boilers of Captive power plants have been converted from coal fired to gas fired, thus there is no generation of fly ash in the power plant.

Compliance Status of Environmental Clearance of Expansion of Crude Steel Plant (5.0 MTPA to 6.8 MTPA) at Tata Steel Works, Jamshedpur, District East Shinghbhum, Jharkhand vide MoEF Letter no J-11011/317/2006.IA.II (I) dated April 16, 2007

		<ul style="list-style-type: none"> Ash generation from the captive power plants has been stopped due to no coal firing at Power Plants since FY'19.
x.	Practice of disposal of solid wastes along the river shall be immediately stopped and efforts shall be made to remove the solid waste from the banks of the river.	There is no disposal of solid waste along the riverbank from Tata Steel.
xi.	A time bound action plan should be submitted to reduce solid waste, its proper utilization and disposal. Action plan for the reclamation of Jugsalai Muck disposal site submitted to the Ministry shall be implemented in a time bound manner.	<p>An action plan for Solid waste management has been submitted to JSPCB vide our letter no. EMD/C-02/460/11 dated December 16, 2011. We have also submitted road map regarding future generation and the disposal of solid waste vide our letter no. EMD/C-33/124/13 dated June 22, 2013.</p> <p>Tata Steel has taken a number of steps to improve the solid waste utilization. For the period during April 2021 to September 2021, the solid waste utilization was 101% excluding storage of LD slag at Galudih for processing. Various actions have been already planned to improve the solid waste utilization further.</p> <p>The reclamation of JMD has been completed. A rainwater harvesting facility has been constructed at the top of the JMD which is being utilized for development of greenery. Besides this, there is a provision to pump surface drainage carry out from the plant to JMD area for development of greenery.</p>
xii.	The company shall develop surface as well as ground water harvesting structures to harvest the rainwater for utilization in the lean season besides recharging the ground water table.	38 nos. of rainwater harvesting structures have been provided inside the plant area of which some area has the facility of Ground Water Recharge system. RWH structures have been constructed based on the maximum rainfall of last 20 yrs.
xiii.	Green belt shall be developed in 1157.7 ha (33 %) out of total 4391.85 ha. within and around the plant premises as per the CPCB guidelines in consultation with DFO.	<ul style="list-style-type: none"> Total area under green cover within Jamshedpur town including steel works is approx. 2400 ha which is more than the required 33% green cover area. We have planted 93,383 nos. saplings during April 2021 to September 2021 inside the works, Jugsalai Muck Dump area and in Township in the same period. Every year plantation done in available space. <p>The following indigenous plant species are being planted: <i>Ficus, karanj, Cicilipinia, Palm, Ashoka, Mahogany, Caesalpinia Arjun, Sita Ashok, Bakul, Spathodia, Kanchan, Jural, Tabulia, Sissam, Termanelia Sp., Arica palm, foptail palm, Tecoma, Kannel, Tababia, Ghandhraj, calendra, Tagar, Hemelia, Kamani, Karbi, Calendra etc.</i></p>
xiv.	Occupational Health Surveillance of the workers shall be done on a regular basis	The health surveillance is being done as per Factory Act. Records are maintained at the Occupational Health Services.

Compliance Status of Environmental Clearance of Expansion of Crude Steel Plant (5.0 MTPA to 6.8 MTPA) at Tata Steel Works, Jamshedpur, District East Shinghbhum, Jharkhand vide MoEF Letter no J-11011/317/2006.IA.II (I) dated April 16, 2007

	and records maintained as per the Factories Act.	Regular health surveillance is being conducted i.e. 2 times in a year to all the workers who have already attended more than 40 years of age. The workers having age less than 40 years are undergone occupational health surveillance program once in a year.
xv.	Recommendations made in the Corporate Responsibility for Environment Conservation (CREP) issued for the steel plants shall be implemented.	CREP recommendations have been implemented. CREP report is enclosed as Annexure-IV of Monitoring and Analysis report.
General Conditions		
i.	The project authorities must strictly adhere to the stipulations made by the Jharkhand Pollution Control Board (Jharkhand SPCB) and the State Government.	We are abiding by all the compliance conditions made by JSPCB and State Government of Jharkhand.
ii.	No further expansion or modifications in the plant should be carried out without prior approval of the Ministry of Environment and Forests.	<ul style="list-style-type: none"> Environmental Clearance for the expansion from 6.8 MTPA to 9.7 MTPA Steel Plant was granted vide MoEF letter no. J-11011/691/2007-IA. (II) dated May 11, 2010. Environmental Clearance for the expansion from 9.7 MTPA to 11 MTPA Steel Plant was granted vide MoEF letter no. J-11011/691/2007-IA. (II) dated March 1, 2016. Necessary Environment Clearance will be taken before any further expansion or modification.
iii.	At least four ambient air quality monitoring stations shall be established in the downward direction as well as where maximum ground level concentration of SPM, SO ₂ and NO _x are anticipated in consultation with the Jharkhand SPCB. Data on ambient air quality and stack emission should be regularly submitted to this Ministry including its Regional Office at Bhopal and the Jharkhand SPCB/CPCB once in six months.	<ul style="list-style-type: none"> 4 online AAQMS have been commissioned to monitor PM₁₀, PM_{2.5}, SO₂, NO_x, CO, NH₃ continuously inside the Works. There is one mobile monitoring facility & 8 manual AAQMS located both inside the plant and also outside the plant area. The monthly monitoring reports by NABL accredited environment laboratory is being submitted to JSPCB and six-monthly reports are being submitted to regional office of MoEF&CC, Ranchi and CPCB. Monitoring reports for all relevant parameters from April 2021 to September 2021 is attached in Annexure-I.
iv.	Industrial wastewater shall be properly collected, treated so as to conform to the standards prescribed under GSR 422 (E) dated 11 th May, 1993 and 31 st December, 1993 or as amended form time to time. The treated wastewater shall be utilized for plantation purpose.	<ul style="list-style-type: none"> A central effluent treatment plant (CETP) of 4 MGD has been constructed to treat and recycle most of the effluent by tertiary treatment with Reverse Osmosis (RO). Treated water from plant (CETP) primary, secondary and tertiary treatment is used through recycling or used for dust suppression, slag quenching and green belt development etc. inside the plant conforming to the standards prescribed under GSR 422 (E) dated 19th May, 1993

Compliance Status of Environmental Clearance of Expansion of Crude Steel Plant (5.0 MTPA to 6.8 MTPA) at Tata Steel Works, Jamshedpur, District East Shinghbhum, Jharkhand vide MoEF Letter no J-11011/317/2006.IA.II (I) dated April 16, 2007

		<p>and 31st December 1993 or as amended from time to time.</p> <ul style="list-style-type: none"> Monitoring reports for all relevant parameters from April 2021 to September 2021 is attached in Annexure-I.
v.	<p>The overall noise levels in and around the plant area shall be kept well within the standards (85 dBA) by providing noise control measures including acoustic hoods, silencers, enclosures etc. on all sources of noise generation. The ambient noise levels should conform to the standards prescribed under EPA Rules, 1989 viz. 75 dBA (daytime) and 70 dBA (nighttime).</p>	<ul style="list-style-type: none"> Personal Protective Equipment (PPE) have been provided to all the workers/officers to avoid any accompanied noise hazards. Facilities like silencers, enclosures, hood etc have been provided to reduce noise at source. The monitored data in the work zone reveals that the noise level does not exceeds 85 dB (A) for 8 hr exposures. Similarly, in the ambient also, the noise levels meet the prescribed standards. The ambient noise level monitoring is being done at different part of the Jamshedpur town in frequent interval outside Steel Works to assess the ambient noise level status. Noise level in the town is found beyond the standard in few occasions. The possible reason of equivalent noise levels in respect of all categories of areas exceeded the standards for day and night times is due to heavy traffic movement in the town, market and commercial activities, festivals and other domestic celebrations and frequent religious rituals. Monitoring reports for all relevant parameters from April 2021 to September 2021 is attached in Annexure-I. Night time noise monitoring could not be done from Apr'21 to Jun'21 due to COVID-19 pandemic situation, which restarted from Jul'21 onwards.
vi.	<p>The project proponent shall also comply with all the environmental protection measures and safeguards recommended in the EIA and EMP report. Further, the company must undertake socio-economic development activities in the surrounding villages like community development programs, educational programs, drinking water supply and health care etc.</p>	<ul style="list-style-type: none"> Implementation of protection measures as indicated in the EIA for 6.8 MTPA plant units have been complied which includes ESPs, bag filters, on-line slag granulation system for blast furnaces and waste water treatment plants etc. Socio economic development activities are regularly undertaken in and around Jamshedpur through the two agencies namely, Tata Steel Rural Development Society and Tata Steel Community Development and Welfare Services Centers. The development activities undertaken in the surrounding community are need based and are in the field of health care, education, mid-day meal at schools, sports and culture, self-employment, drinking water, rural electrification, etc. Tata Steel also facilitate the Institutes like R D Tata Technical Institute, Tata Football Academy, Tata Archery Foundation, etc. which encourages the local talent to develop

Compliance Status of Environmental Clearance of Expansion of Crude Steel Plant (5.0 MTPA to 6.8 MTPA) at Tata Steel Works, Jamshedpur, District East Shinghbhum, Jharkhand vide MoEF Letter no J-11011/317/2006.IA.II (I) dated April 16, 2007

		themselves and participate at National and International levels.
vii.	As mentioned in the EIA and EMP, ₹ 259.00 Crores and ₹18.5 Crores earmarked towards the capital cost and recurring cost/annum for environmental pollution control measures shall be judiciously utilized to implement the conditions stipulated by the Ministry of Environment and Forests as well as the State Government. The funds so provided shall not be diverted for any other purpose.	The funds for capital investment on pollution control equipment were not diverted. The 6.8 MTPA project has been completed. All the pollution control equipment has been commissioned and are being operated and maintained regularly. In FY 21 total capital expenditure and recurring cost for environment are 30 Crore and 89 Crores respectively. The funds for capital investment on pollution control equipment are not diverted.
viii.	The Regional Office of this Ministry at Bhubaneswar/ CPCB/Jharkhand SPCB will monitor the stipulated conditions. A six-monthly compliance report and the monitored data along with statistical interpretation shall be submitted to them regularly.	Six monthly compliance reports and the monitored data are being submitted regularly to MoEF&CC and JSPCB. Monitoring reports for all relevant parameters from April 2021 to September 2021 is attached in Annexure-I .
ix.	The Project Proponent shall inform the public that the project has been accorded environmental clearance by the Ministry and copies of the clearance letter are available with the OSPCB/Committee and may also be seen at Website of the Ministry of Environment and Forests at http://envfor.nic.in . This shall be advertised within seven days from the date of issue of the clearance letter, at least in two local newspapers that are widely circulated in the region of which one shall be in the vernacular language of the locality concerned and a copy of the same shall be forwarded to the Regional office.	The Notice has been advertised in two local newspapers viz. Uditvani (Hindi) and Avenue Mail (English) on April 21, 2007 and communication to this effect was also sent to the MoEF vide our letter no. EMD/C-32/2118/07 dated August 18, 2007.
x.	Project authorities should inform the Regional Office as well as the Ministry, the date of financial closure and final approval of the project by the concerned authorities and the date of commencing the land development work.	It has been complied as the project has already been completed and Consent to Operate has been issued by Jharkhand State Pollution Control Board.

ENVIRONMENTAL CLEARANCE COMPLIANCE STATUS REPORT

April 2021 to September 2021

**Tata Steel Limited, Jamshedpur
(MAIN WORKS & TOWN)**

**Six Monthly Compliance Status report of Environmental
Clearance from expansion of 6.8 to 9.7 MTPA Crude Steel
Production**

**ENVIRONMENTAL MANAGEMENT DEPARTMENT
TATA STEEL LIMITED
JAMSHEDPUR**

A. Specific Conditions:

- i. **Compliance to all the specific and general conditions stipulated for the existing plant by the Central/State Govt. shall be ensured and regular reports submitted to the Ministry and its Regional Office at Bhubaneswar.**

Compliance Status:

- The six-monthly compliance reports of all existing environment clearances granted by Ministry are being submitted to the regional office regularly. The report for last 4 years submitted to Ministry's Regional office, CPCB and JSPCB is as follows:

Six Monthly report	Submitted on
June 2021	May 28, 2021 vide letter no. EMD/C-41/254/21
December 2020	November 27, 2020 vide letter no. EMD/C-41/460/20
June 2020	May 26, 2020 vide letter no. EMD/C-41/337/20
December 2019	November 27, 2019 vide letter no. EMD/C-41/238/19
June 2019	May 25, 2019 vide letter no. EMD/C-41/148/19
December 2018	November 28, 2018 vide letter no. EMD/C-41/429/18
June 2018	May 28, 2018 vide letter no. EMD/C-41/280/18.
December 2017	November 28, 2017 vide letter no. EMD/C-41/178/17

- The six-monthly compliance reports along with the monitored data is also uploaded on the following websites:
 - a. **MoEF&CC:** <http://environmentclearance.nic.in/>
 - b. **Company:** (<https://www.tatasteel.com/corporate/our-organisation/environment/environment-compliance-reports/>)

- ii. **Efforts shall be made to reduce RSPM levels in the ambient air and a time bound action plan shall be submitted. On-line ambient air quality monitoring and continuous stack monitoring facilities for all the stacks shall be provided and sufficient air pollution control devices viz. Electrostatic precipitator (ESP), bag house, gas cleaning plant, bag filters etc. shall be provided to keep the emission levels below 50 mg/Nm³ by installing energy efficient technology. Low NOx burners shall be installed to control NOx emissions. At no time, the emission level shall go beyond the prescribed standards. Interlocking facilities shall be provided so that process can be automatically stopped in case emission level exceeds the limit.**

Compliance Status:

- 4 nos. of online AAQMS have been commissioned to monitor PM10, PM2.5, SO2, NO2, CO, NH3 continuously.
- All ESPs have been upgraded of all relevant production units while the same is under progress at sinter plant #4 and LD Shop #2. The agreed emission for their upgraded emission has been guaranteed to be ≤ 50 mg/Nm³.
- Low NOx burners have been provided in all the new units.
- Similarly, in almost all the units alert facility have been provided in case of units exceed any prescribed emission level as the interlocking is technically not feasible in all the production units.
- Please find enclosed a list of air pollution control devices for each of production unit as **Annexure-II**.
- Please find enclosed the updated status of implementation of action plan to reduce dust emission level in each of production unit and raw material storage area as **Annexure III**.

- iii. **Existing electrostatic precipitator (ESP) shall be upgraded and provided to new units to control gaseous emissions within 50 mg/Nm³. ESPs shall be provided to pellet plant, cast house and stock house of blast furnaces and LD#3 shop. Waste gas from the drying and grinding unit of pellet plant shall be cleaned by bag filters. Adequate**

provisions shall be made to control NO_x emissions. Bag house shall be provided to Lime kilns. Data on ambient air quality stack emissions and fugitive emissions shall regularly submit to the Ministry's Regional Office at Bhubaneswar, Jharkhand Pollution Control Board (JPCB) and Central Pollution Control Board (CPCB) once in six months.

Compliance Status:

- All ESPs have been upgraded of all relevant production units while the same is under progress at sinter plant #4 and LD Shop #2. The agreed emission for their upgraded emission has been guaranteed to be ≤ 50 mg/Nm³.
- 3 nos. of bag filters have been provided in the Pellet Plant to control waste gas from the drying and grinding unit.
- Low NO_x burners have been provided in all the new units to meet the prescribed standards.
- 12 nos. of Bag House have been provided in Lime Plant in process and dedusting units.
- Bag Filters have been provided in the Cast House and Stock House of all the Blast Furnaces.
- Monthly monitoring reports are being submitted to JSPCB and six-monthly monitoring reports are being submitted along with EC compliance reports to Ministry's Regional office, CPCB and JSPCB. Monitoring reports for all relevant parameters from April 2021 to September 2021 is attached in **Annexure-I**.
- The status of completed and Ongoing projects is mentioned in **Annexure-III**.

- iv. **Land based fume extraction system shall be provided to coke oven battery # 10 and 11 to arrest fugitive emissions during charging and pushing operations. The coke oven gas shall be desulphurized by reduction of H₂S content of coke oven gas in the by-product recovery section to below 500 mg/Nm³. On-line charging with high pressure liquor aspiration (HPLA) for extraction of oven gas, leak proof oven doors, hydraulic door and door frame cleaner, water sealed AP caps and charging & pusher side emission extractor device shall be provided for the coke oven batteries to maintain VOC emissions within permissible limit. Land based fume extraction system for pushing emission control from coke ovens shall be provided.**

Compliance Status:

- Land based fume extraction, desulphurization facilities, online charging with HPLA, Hydraulic door and door frame clearance, water seal AP caps and charging and pusher side emission extractor device etc. are in place in both coke ovens battery 10 & 11 to minimize leaks from doors CAPs, etc. and to meet the CREP recommendations. Coke oven gas is being desulphurized in Battery 10&11. H₂S content is maintained below 500 mg/Nm³. Land based fume extraction system for pushing emission control for new coke ovens batteries #10 & #11 have been provided.

- v. **All the standards prescribed for the coke oven plants shall be followed as per the latest guidelines. Proper and full utilization of coke oven gases in power plant using heat recovery steam generators shall be ensured and no flue gases shall be discharged into the air. Sulphur shall be recovered from the coke oven gases from new product plant.**

Compliance Status:

- As per the CREP guidelines, % of PLD, PLL & PLO of all batteries are being monitored thrice in a month. The max % of PLD is found to be 6.67 in Battery#5, max % of PLL found to be 1.82 in Battery#6 and % of maximum PLO is found to be 2.22 in Battery#7 and maximum charging emission is found to be 63 sec in Battery#7.
- Byproduct gas is recovered and used for power generation in captive Powerhouse # 3, 4 & 5 and heating purpose in all the mills. Power is also being generated in TRT at G, H

& I Blast Furnace. 283 tonnes of Sulphur has been recovered from coke oven gas in FY'21 and sold to authorized buyers.

vi. Only dry quenching method in the coke oven in new battery # 10 & 11 shall be adopted.

Compliance Status:

- Coke dry quenching (CDQ) facility is commissioned in the new Coke Oven Batteries #10 and #11 and are in operation.

vii. The National Ambient Air Quality Emission Standards issued by the Ministry vide G.S.R. No. 826(E) dated 16th November' 2009 shall be followed.

Compliance Status:

- 4 nos. of Ambient Air Quality stations have been commissioned inside plant for the monitoring of all 12 parameters as per G.S.R. No. 826(E) dated 16th November' 2009, and is being analyzed by the environment laboratory inside Works accredited with NABL accreditation no.TC-8363 dated 21.02.2019 having validity till 20.02.2022. All the monitoring results are found within prescribed limit.
- Monthly monitoring reports are being submitted to JSPCB and six-monthly monitoring reports are being submitted along with EC compliance reports to Ministry's Regional office, CPCB and JSPCB. Monitoring reports for all relevant parameters from April 2021 to September 2021 is attached in **Annexure-I**.

viii. In-plant control measures for checking fugitive emissions from all the vulnerable sources including bag filters and fume extraction system shall be provided. Dry fog dust suppression system / water sprinkling system shall be provided in raw material handling areas to control fugitive dust emissions. Fugitive emissions from different sources shall also be controlled by covered conveyors, water sprinkling in open yards and with dry fogging in the closed zones. Further, specific measures like asphaltting of the roads within premises shall be carried out to control fugitive emissions. Fugitive emissions shall be controlled, regularly monitored and records maintained.

Compliance Status:

- Necessary air pollution control measures are provided to control fugitive dust emission. Please find enclosed a list of air pollution control devices for each of production unit as **Annexure-II**.
- All the areas of dedusting operation as junction house, transfer tower, conveyors are connected with bag filters and/or dry fog dust suppression system.
- All these locations are being monitored once in month.
- A total of 470 nos. of points for dust suppression system (DS) are commissioned at various locations inside Works.
- A total of 76 nos. Industrial vacuum cleaners (IVC) are commissioned at various locations inside Works.
- All the internal roads have been constructed with concrete.
- All the fugitive emissions within plant locations are monitored and records are maintained.

ix. Gaseous emission levels including secondary fugitive emissions from all the sources shall be controlled within the latest permissible limits issued by the Ministry and regularly monitored. Guidelines / Code of Practice issued by the CPCB shall be followed. New standards issued by the Ministry vide G.S.R. 414(E) dated 30th May, 2008 shall be followed.

Compliance Status:

- Several Projects have been implemented to control Gaseous Emission levels including secondary fugitive emissions from all the sources.
- Secondary fugitive dust emissions inside the plant in different areas is being controlled and monitored in line with the CPCB guidelines and MoEF&CC standards.

- x. As proposed, Traffic decongestion plan shall be implemented in a time bound manner to reduce emissions in the Jamshedpur city and separate budget shall be allocated for implementing the same. Maximum in bound and out bound material movement shall be done by railway wagons only to reduce dust emissions. Measures like covered conveyors for handling of bulk materials, centralized screening of iron ore, rationalization of weighing system, use of higher capacity vehicles etc. shall be adopted to reduce dust emissions. Mechanized vacuum cleaning of arterial roads shall be carried out on regular basis to further reduce the dust emissions.**

Compliance Status:

Under the traffic decongestion plan in Jamshedpur city:

- Strengthening of marine drive (Western corridor) has been implemented.
- South eastern corridor is under development with the government of Jharkhand.
- To control high traffic on the major roads of the town, decongestion work is being continued with the effort based on evolving need.

Inside the plant:

- Automatic traffic control system is in place to control the traffic density as well as the safely including secondary emission inside the plant.
- Maximum in bound and out bound material movements are done by railway wagons in order to reduce dust emissions.
- All the loaded trucks are ensured to be covered with tarpaulin sheets to avoid dust getting air borne and thus generation of secondary emission.
- Sign board have been placed on all the critical areas to keep the speed of the vehicle within 35 kmph to control secondary emission along the internal road (VIP Road) and similarly the vehicle speed is limited to 16 kmph in the units.
- All the loaded trucks/dumpers coming inside the plant with their valid PUC.
- 4 nos. of mechanized vacuum cleaning sweepers are deployed within Works for regular cleaning and dust evacuation of roads.
- Dust from road being collected by these mechanized vacuum cleaning sweepers which are being reused in sinter making through RMBB.
- 2 nos. of mechanized vacuum cleaning sweepers are deployed in Jamshedpur town for regular cleaning and dust evacuation of roads.

- xi. Vehicular pollution due to transportation of raw materials and finished products shall be controlled. Proper arrangements shall also be made to control dust emissions during loading and unloading of the raw material and finished product.**

Compliance Status:

- Approx. all the raw material is being transported through railways to reduce the road transport load and vehicular pollution.
- Dry fog dust suppression and water sprinklers are provided to control dust emission during loading and unloading activity. A total of 470 nos. of points for dust suppression system (DS) are commissioned at various locations inside Works.
- Tyre washing facility has also been provided in 10 strategic locations to keep tyres clean to reduce dust emission on roads.

- xii. As proposed, total water requirement from River Subarnarekha shall not exceed 33.3 MGD although permission for 227 MGD water is obtained vide letter dated 7th January, 1992. Closed circuit cooling system shall be provided to reduce further water consumption. All the wastewater from various units shall be treated in the common effluent treatment plant (CETP) for primary, secondary and tertiary treatment shall be either recycled or used for dust suppression, slag quenching and green belt development etc. within the lease hold area. The phenolic effluent from the by-product recovery section of coke oven battery # 10 and 11 shall be treated in BOD plant. Wastewater containing suspended solids shall be passed through clariflocculation plant to recover and reuse the clarified water for cooling or cleaning. Mill effluent containing oil and suspended solids shall be passed through oil skimmers and filter press. No treated wastewater shall be released out the premises and 'Zero' discharge shall be adopted by recycling all the treated water in the plant itself including from the existing plant.**

Compliance Status:

- Due to water recycling facilities, the total water requirement from River Subarnarekha shall not cross 33.3 MGD for Steel Works.
- A central effluent treatment plant (CETP) of 4 MGD has been constructed to treat and recycle most of the effluent by tertiary treatment with Reverse Osmosis (RO). Treated water from plant (CETP) primary, secondary and tertiary treatment is used through recycling or used for dust suppression, slag quenching and green belt development etc. inside the plant. This CETP is being augmented from 4 MGD to 9 MGD to treat and recycle the balance wastewater generated from various units.
- New BOD plant has been commissioned and existing BOD has been upgraded to treat the additional effluent generated from Coke Oven Batteries including Batteries 10 & 11. A tertiary treatment with RO is being implemented at BOD plant to ensure zero discharge from coke oven.
- Wastewater containing suspended solids is passed through clariflocculation plant to recover and reuse the clarified water for cooling or cleaning. All the mills are equipped with respective primary effluent treatment plants with settling tanks and oil skimming facility.
- Closed circuit cooling systems have been installed. Catch pits at all the five designated outlets. have been constructed to recycle the treated effluent within plant. Zero effluent discharge has been achieved in 4 out of 5 designated outlets.
- All the effluent quality (pH, Ammoniacal Nitrogen, COD, BOD, Phenol, Cyanide, TSS, etc) are within discharge norms. Monitoring reports for all relevant parameters from April 2021 to September 2021 is attached in **Annexure-I**.

- xiii. Efforts shall be made to make use of rainwater harvested. If needed, capacity of the reservoir shall be enhanced to meet the maximum water requirement. Only balance water requirement shall be met from other sources.**

Compliance Status:

- There are two ponds inside Steel works viz. Upper Cooling Pond (UCP) and Lower Cooling Pond (LCP), which stores and harvest most of the surface run off with cooling water of the units.
- 38 nos. of rainwater harvesting structures in different office buildings have been provided inside the plant area of which some area has the facility of Ground Water Recharge system.
- RWH structure has been constructed based on the maximum rainfall of last 20 yrs.

- xiv. Continuous monitoring of Total Organic Compounds (TOC) in the wastewater treated in BOD plant from the coke oven plant shall be done at the outlet of ETP (BOD plant). All the treated wastewater shall be monitored for pH, BOD, COD, oil & grease, cyanide, phenolic compounds, Chromium+6 etc. besides other relevant parameters.**

Compliance Status:

- The BOD plant has facility of continuous monitoring of TOC.
- Similarly monitoring of other parameters on the outlet of the BOD plant is being done regularly.
- The monthly monitoring report for all the relevant parameters are being submitted to JSPCB and six-monthly reports are being submitted to regional office of MoEF&CC at Ranchi and CPCB.

- xv. Regular monitoring of influent and effluent and surface, sub-surface and ground water shall be ensured and treated wastewater shall meet the norms prescribed by the State Pollution Control Board or prescribed under the E(P) Act whichever are more stringent. Leachate study for the effluent generated and analysis shall also be regularly carried out and report submitted to the Ministry's Regional Office at Bhubaneswar, Jharkhand, SPCB and CPCB.**

Compliance Status:

- All the treated effluent from outlets are being monitored regularly.
- Online effluent monitoring system has been commissioned in all the outlets to monitor effluent quality on a real-time basis.
- Online effluent monitoring data is connected with CPCB and JSPCB.
- Surface water quality of rivers Subarnarekha and Kharkai is also being monitored as a part of regular monitoring.
- There are two cooling water pond whose water quality is also regularly monitored as part of sub surface water quality.
- Ground water quality is also being monitored at 5 locations both inside and outside plant premises.
- The monthly monitoring data is being submitted to JSPCB and six-monthly reports are being submitted to regional office of MoEF&CC at Ranchi and CPCB.
- Monitoring reports for all relevant parameters from April 2021 to September 2021 is attached in **Annexure-I**.

- xvi. Zero' effluent discharge shall be strictly followed, and no additional wastewater shall be discharged outside the premises. Domestic wastewater shall be treated in septic tanks followed by soak pit and used for green belt development.**

Compliance Status:

- As per the water balance and plan of zero effluent discharge, all the plant effluent is being recycled into different process units for various uses. The rainwater which is being discharged into the nearby nallah is being collected and in low lying area and settled water is let out thereafter.
- Closed circuit cooling systems have been installed. Catch pits at all the five designated outlets. have been constructed to recycle the treated effluent within plant. Zero effluent discharge has been achieved in 4 out of 5 designated outlets.

- xvii. As proposed, the water consumption shall not exceed 5.7 m³/Ton of steel at 9.7 MTPHY stage.**

Compliance Status:

Compliance Status of Environmental Clearance of Expansion of Steel Plant (6.8 MTPA to 9.7 MTPA, Crude Steel Production) at Tata Steel Works, Jamshedpur, District East Singhbhum, Jharkhand vide MoEF Letter no J-11011/691/2007-IA. II (I) dated May 11, 2010

The specific water consumption has been reduced to 2.25 m³/tcs during FY'21 as compared to 5.58 m³/tcs for FY'14.

Year	Specific Water Consumption (m ³ /tcs)
FY 14	5.58
FY 15	5.54
FY 16	4.39
FY 17	3.83
FY 18	3.68
FY 19	3.27
FY 20	2.80
FY 21	2.25

- xviii. **All the blast furnace (BF) slag shall be granulated and provided to cement manufacturers for further utilization in cement making as per the MoUs signed with various companies including M/s Lafarge, M/s Eco-cement & M/s ACC. LD slag after metal recovery shall be used in sinter plant, blast furnaces and LD convertor, aggregates making, road ballast making, soil conditioning etc. All the flue dust generated shall be recycled within the plant to the maximum extent. Mill scales, LD sludge, lime fines and flue dust shall be recycled back to the sinter plant. The BF gas cleaning plant sludge shall be used for manufacturing briquettes.**

Compliance Status:

- Online slag granulation facilities have been implemented in the all Blast Furnaces.
- All the BF Slag is being granulated and made available to the Cement plants for cement making.
- Blast furnace (BF) slag are provided to cement manufacturers for further utilization in cement making as per the MoUs signed with M/s Nuvoco Vistas, M/s Dalmia Cement, M/s ACC, M/s JSW Bengal and M/s Emami Cement.
- LD Slag after metal recovery is being used internally in the manufacturing process as well as externally in brick and road making works. "Tata Nirmaan" and "Tata Aggretto" are branded product of LD slag for its external utilization.
- Additional initiatives undertaken for improving the utilization of LD Slag:
 - Co-processing of LD Slag at Cement Kilns.
 - Open & closed Steam Aging inside Works
 - Use of LD Slag in road making & railway ballast.
- Flue dust generated are recycled within the plant, Mill scales, LD sludge, lime fines and flue dust are also recycled back to sinter plant.
- Blast Furnace gas cleaning plant (GCP) sludge is re-utilized within the manufacturing process.

- xix. **As proposed, coal tar sludge and BOD sludge shall be recycled for coke making by mixing with the coal charge and used in the coke ovens. Chromium sludge shall be disposed in a HDPE lined secured landfills as per the CPCB guidelines within the complex. All the other solid waste including broken refractory mass shall be properly disposed off in environment-friendly manner. Oily waste and spent oil shall be provided to authorized recyclers/reprocesses.**

Compliance Status:

- Coal Tar sludge and BOD Sludge generated from By Product Plant is being recycled in coke plant by mixing with raw materials. The report for FY'21 is enclosed under **Annexure-IV**.

- In house secured landfill with HDPE liner has been constructed to dispose chrome sludge generated from Cold Rolling Mill.
- All other kind of process wastes are being reutilized in sinter plant.
- Oily waste and spent oil are sold to authorized recyclers/reprocessors.

xx. All the slag shall be used for land filling inside the plant or used as building material only after passing through Toxic Chemical Leachability Potential (TCLP) test. Toxic Chromium sludge and other hazardous substances recovered from the slag and output waste shall be disposed off in secured landfill as per CPCB guidelines.

Compliance Status:

- LD Slag are used for road making.
- The TCLP test conducted by external approved agency.
- Leachate potential of all heavy metals is negligible.
- Chrome Sludge is disposed in the captive secured landfill inside Works.

xxi. As proposed, Jugsalai muck dump (JMD) shall be reclaimed in a time bound manner by covering the dump site with geo-netting and vegetation along with localized water harvesting.

Compliance Status:

- The reclamation of JMD has been completed. A rainwater harvesting facility has been constructed at the top of the JMD which is being utilized for development of greenery. Besides this, there is a provision to pump surface drainage carry out from the plant to JMD area for development of greenery.

xxii. A time bound action plan shall be submitted to reduce solid waste, its proper utilization and disposal to the Ministry's Regional Office at Bhubaneswar, Jharkhand SPCB and CPCB.

Compliance Status:

- An action plan for Solid waste management has been submitted to JSPCB vide our letter no. EMD/C-02/460/11 dated December 16, 2011. We had also submitted road map regarding future generation and the disposal of solid waste vide our letter no. EMD/C-33/124/13 dated June 22, 2013.
- For the period during April 2021 to September 2021, the solid waste utilization was 101% excluding storage of LD slag at Galudih for processing. Status of Solid Waste, hazardous and other waste generation and utilization from April 2021 to September 2021 is enclosed as **Annexure – VI**.

xxiii. Proper handling, storage, utilization and disposal of all the solid waste shall be ensured and regular report regarding toxic metal content in the waste material and its composition, end use of solid/hazardous waste shall be submitted to the Ministry's regional office at Ranchi, Jharkhand SPCB and CPCB.

Compliance Status:

- Most of the process solid waste are reutilized within the manufacturing process.
- Information regarding solid waste and hazardous waste is being submitted in Environment Statement to the Board every year. Environment statement for FY'21 is attached as **Annexure-V**.
- Status of Solid Waste, hazardous and other waste generation and utilization from April 2021 to September 2021 is enclosed as **Annexure – VI**.

- xxiv. Proper utilization of fly ash shall be ensured as per Fly Ash Notification, 1999 and subsequent amendment in 2003. All the fly ash shall be provided to cement and brick manufacturers for further utilization and “Memorandum of Understanding” shall be submitted to Ministry’s Regional Office at Bhubaneswar.**

Compliance Status:

- All the boilers of Captive power plants have been converted from coal fired to gas fired, thus there is no generation of fly ash in the power plant.
- Ash generation from the captive power plants has been stopped due to no coal firing at Power Plants since FY’19.

- xxv. A Risk and Disaster Management Plan along with the mitigation measures shall be prepared and a copy submitted to the Ministry’s Regional Office at Ranchi, Jharkhand SPCB and CPCB within 3 months of issue of environment clearance letter.**

Compliance Status:

- Disaster Management Institute, Bhopal has verified and certified the Risk assessment report and Disaster Management Plan vide their letter no. DMI/IDMU/Con-227/24 dated April 16, 2012. The same has been submitted to JSPCB.
- Copy of updated On-site Emergency Plan & Disaster Control approval by Chief Inspector of Factories, Jharkhand vide letter no. 615 dated 29.05.2020 is attached as **Annexure-VII**.

- xxvi. As proposed, green belt shall be developed in more than 33 % area within and around the plant premises as per the CPCB guidelines in consultation with DFO.**

Compliance Status:

- Total area under green cover within Jamshedpur town including steel works is approx. 2400 ha out of 5094 ha which is more than the required 33% green cover area.
- We have planted 93,383 nos. saplings during April 2021 to September 2021 inside the works, Jugsalai Muck Dump area and in Township in the same period. Every year plantation done in available space.

The following indigenous plant species are being planted:

- *Ficus, karanj, Cicilipinia, Palm, Ashoka, Mahogany, Caesalpinia Arjun, Sita Ashok, Bakul, Spathodia, Kanchan, Jural, Tabulia, Sissam, Termanelia Sp., Arica palm, foxtail palm, Tecoma, Kannel, Tababia, Ghandhraj, calendra, Tagar, Hemelia, Kamani, Karbi, Calendra etc.*

- xxvii. Prior permission from the State Forest Department shall be taken regarding likely impact of the expansion of the proposed steel plant on the reserve forests. Measures shall be taken to prevent impact of particulate emissions / fugitive emissions, if any from the proposed plant on the surrounding reserve forests viz. Jora Pahar PF, Sand Pcha Rahar PF, Deluse RF located within 10 km radius of the project. Further, Conservation Plan for the conservation of wild fauna in consultation with the State Forest Department shall be prepared and implemented.**

Compliance Status:

- Prior Permission from State Forest Department has been obtained vide their memo. No. 2605 dated October 29, 2010.
- Wildlife Conservation Plan for Tata Steel has been prepared with the help of approved external agency recommended by State Forest Department and the same has been approved by Principal Chief Conservator of Forests – Wildlife (PCCF-WL) GoJ on Nov 13,

Compliance Status of Environmental Clearance of Expansion of Steel Plant (6.8 MTPA to 9.7 MTPA, Crude Steel Production) at Tata Steel Works, Jamshedpur, District East Singhbhum, Jharkhand vide MoEF Letter no J-11011/691/2007-IA. II (I) dated May 11, 2010

2017. Wildlife Conservation Plan will be implemented as directed by Department of Forest, Jharkhand.

xxviii. All the recommendations made in the Charter on Corporate Responsibility for Environment Protection (CREP) for the Steel Plants shall be implemented.

Compliance Status:

- CREP recommendations have been implemented. Please find enclosed the same as Annexure – IV.

xxix. All the commitments made to the public during the Public Hearing / Public Consultation meeting held on 18th June, 2009 shall be satisfactorily implemented and a separate budget for implementing the same shall be allocated and information submitted to the Ministry’s Regional Office at Bhubaneswar.

Compliance Status:

All the commitments made to the public during the Public Hearing are being implemented.

xxx. At least 5 % of the total cost of the project i.e. ₹ 750.00 Crores shall be earmarked towards the corporate social responsibility and item-wise details along with time bound action plan shall be prepared and submitted to the Ministry’s Regional Office at Bhubaneswar. Implementation of such program shall be ensured accordingly in a time bound manner.

Compliance Status:

- It is being complied as per the requirement under the Companies Act. The amount spent by the Company on Corporate Social Responsibility (CSR) activities is given below.
- A total of ₹ 1094.82 Crores spent in and around Jamshedpur since FY’11 (since inception of 9.7 MTPA Projects) till FY’21 are as follows:

FY	Total Spent on CSR in Cr.	CSR spent in and around Jamshedpur in Cr.
2011	126	97.15
2012	146	106.43
2013	171	120.34
2014	212	136.95
2015	171	56.11
2016	204	83.62
2017	194	73.36
2018	232	82.19
2019	315	159.73
2020	193	76.52
2021	267	102.42
	Total	1094.82

- It is reported in the Company’s Integrated Report. These reports are available on the website of Tata Steel and may be seen/downloaded from <https://www.tatasteel.com/investors/integrated-reportannual-report/>

xxxi. The company shall provide housing for construction labour within the site with all necessary infrastructure and facilities such as fuel for cooking, mobile toilets, mobile STP, safe drinking water, medical health care, crèche etc. The housing may be in the form of temporary structures to be removed after the completion of the project.

Compliance Status:

Compliance Status of Environmental Clearance of Expansion of Steel Plant (6.8 MTPA to 9.7 MTPA, Crude Steel Production) at Tata Steel Works, Jamshedpur, District East Singhbhum, Jharkhand vide MoEF Letter no J-11011/691/2007-IA. II (I) dated May 11, 2010

- The construction work has been completed. All the necessary infrastructure and facilities such as food, medical health care, toilets, safe drinking water, etc. had been provided to construction labor during the project work.

B. General Conditions:

- i. The project authorities must strictly adhere to the stipulations made by the Jharkhand Pollution Control Board and the State Government.**

Compliance Status:

- We are abiding by all the compliance conditions made by JSPCB and State Government of Jharkhand.

- ii. No further expansion or modifications in the plant should be carried out without prior approval of the Ministry of Environment, Forests and Climate Change (MoEF&CC).**

Compliance Status:

- No further expansion or modifications beyond the existing capacity of 11 MTPA in the plant will be carried out without prior approval from MoEF&CC. The detail of production of various products for last five years are as follows:

Product	Unit	Capacity granted in EC	2016-17	2017-18	2018-19	2019-20	2020-21
Hot Metal	MTPA	12.5	10.83	10.9	10.8	10.77	9.87
Crude Steel		11	10.0	10.0	10.2	10.2	9.34

- iii. The gaseous emissions from various process units shall conform to the load/mass based standards notified by this Ministry on 19th May, 1993 and standards prescribed from time to time. The state Board may specify more stringent standards for the relevant parameters keeping in view the nature of the industry and its size and location.**

Compliance Status:

- ESPs are being upgraded of all relevant production units. Among these 6 ESPs of Sinter Plant have already been upgraded. Several projects have been taken to monitor gaseous emissions from ESPs. The agreed emission for their upgraded emission has been guaranteed to be 50 mg/Nm³.
- ESPs have been provided in pellet plant (Hood Stack, Wind Box Stack and Central dedusting stack) and bag filters in other areas where dedusting as the main criteria.
- Bag Filters are provided in the Cast House and Stock House of H and I Blast Furnace each. As explained as above, 3 bag filters have been provided in the pellet plant to control waste gas from the drying and grinding unit of pellet plant.

- iv. At least four ambient air quality monitoring stations shall be established in the downward direction as well as where maximum ground level concentration of PM10, PM2.5, SO2 and NOx are anticipated in consultation with the SPCB. Data on ambient air quality and stack emission should be regularly submitted to this Ministry including its Regional Office at Ranchi and the SPCB/CPCB once in six months.**

Compliance Status:

- 4 nos. of online AAQMS have been commissioned to monitor PM₁₀, PM_{2.5}, SO₂, NO_x & CO continuously inside the Works. There is one mobile monitoring facility & 8 manual AAQMS located both inside the plant and also outside the plant area.
- The monthly monitoring reports by NABL accredited environment laboratory is being submitted to JSPCB and six-monthly reports are being submitted to regional office of MoEF&CC, Ranchi and CPCB.
- Monitoring reports for all relevant parameters from April 2021 to September 2021 is attached in **Annexure-I**.

v. Industrial wastewater shall be properly collected, treated so as to conform to the standards prescribed under GSR 422 (E) dated 19th May, 1993 and 31st December, 1993 or as amended from time to time. The treated wastewater shall be utilized for plantation purpose.

Compliance Status:

- A central effluent treatment plant (CETP) of 4 MGD has been constructed to treat and recycle most of the effluent by tertiary treatment with Reverse Osmosis (RO). Treated water from plant (CETP) primary, secondary and tertiary treatment is used through recycling or used for dust suppression, slag quenching and green belt development etc. inside the plant conforming to the standards prescribed under GSR 422 (E) dated 19th May, 1993 and 31st December 1993 or as amended from time to time.
- Monitoring reports for all relevant parameters from April 2021 to September 2021 is attached in **Annexure-I**.

vi. The overall noise levels in and around the plant area shall be kept well within the standards (85 dB (A) by providing noise control measures including acoustic hoods, silencers, enclosures etc. on all sources of noise generation. The ambient noise levels should conform to the standards prescribed under EPA Rules, 1989 viz. 75 dB (A) (daytime) and 70 dB (A) (night-time).

Compliance Status:

- Personal Protective Equipment (PPE) have been provided to all the workers/officers to avoid any accompanied noise hazards. Facilities like silencers, enclosures, hood etc have been provided to reduce noise at source. The monitored data in the work zone reveals that the noise level does not exceeds 85 dB (A) for 8 hr exposures. Similarly, in the ambient also, the noise levels meet the prescribed standards.
- The ambient noise level monitoring is being done at different part of the Jamshedpur town in frequent interval outside Steel Works to assess the ambient noise level status. Noise level in the town is found beyond the standard in few occasions. The possible reason of equivalent noise levels in respect of all categories of areas exceeded the standards for day and night times is due to heavy traffic movement in the town, market and commercial activities, festivals and other domestic celebrations and frequent religious rituals.
- Monitoring reports for all relevant parameters from April 2021 to September 2021 is attached in **Annexure-I**.

vii. Occupational Health Surveillance of the workers shall be done on a regular basis and records maintained as per the Factories Act.

Compliance Status:

- Regular health surveillance is being conducted i.e. 2 times in a year to all the workers who have already attended more than 40 years of age. The workers having age less than 40 years are undergone occupational health surveillance program once in a year.

viii. **The company shall develop surface as well as ground water harvesting structures to harvest the rainwater for utilization in the lean season besides recharging the ground water table.**

Compliance Status:

- 38 nos. of rainwater harvesting structures have been provided inside the plant area of which some area has the facility of Ground Water Recharge system. RWH structures have been constructed based on the maximum rainfall of last 20 yrs.

ix. **The project proponent shall also comply with all the environmental protection measures and safeguards recommended in the EIA/EMP report. Further, the company must undertake socio-economic development activities in the surrounding villages like community development programmes, educational programmes, drinking water supply and health care etc.**

Compliance Status:

- All the environmental protection measures and safeguards such as APCEs, ETPs, hazardous waste proper handling, transfer and disposal have been deployed as recommended in the EIA/EMP report.
- Socio economic development activities are regularly undertaken in and around Jamshedpur through the two agencies namely, Tata Steel Rural Development Society and Tata Steel Community Development & Welfare Services Centres. The development activities undertaken in the surrounding community are need based and are in the field of health care, education, mid-day meals in schools, sports and culture, self-employment, drinking water, rural electrification, etc. Tata Steel also facilitate the Institutes like R D Tata Technical Institute, Tata Football Academy, Tata Archery Foundation, etc. which encourages the local talent to develop themselves and participate at National and International levels.

x. **As proposed, 2,107.00 Crores and ₹ 60.00 Crores shall be earmarked towards total capital cost and recurring cost/annum for environmental pollution control measures and judiciously utilized to implement the conditions stipulated by the Ministry of Environment and Forests as well as the State Government. The funds so provided shall not be diverted for any other purpose.**

Compliance Status:

- Capital expenditure on environment is being spent on Air Pollution Control, Solid Waste Management, Zero Wastewater Discharge and Others including Greenery, Online Monitoring, etc.
- In FY 21 total capital expenditure and recurring cost for environment are 30 Crore and 89 Crores respectively.
- The funds for capital investment on pollution control equipment are not diverted.

xi. **The Regional Office of this Ministry at Bhubaneswar/CPCB/Jharkhand SPCB will monitor the stipulated conditions. A six-monthly compliance report and the monitored data along with statistical interpretation shall be submitted to them regularly.**

Compliance Status:

- Six monthly compliance reports and the monitored data are being submitted regularly.

- xii. **The Project Proponent shall inform the public that the project has been accorded environmental clearance by the Ministry and copies of the clearance letter are available with the SPCB and may also be seen at Website of the Ministry of Environment, Forests and Climate Change (MoEFCC) at <http://envfor.nic.in>. This shall be advertised within seven days from the date of issue of the clearance letter, at least in two local newspapers that are widely circulated in the region of which one shall be in the vernacular language of the locality concerned and a copy of the same shall be forwarded to the Regional office.**

Compliance Status:

The Notice has been advertised in two local newspapers viz. Hindustan (Hindi) and Hindustan Times (English) on May 18, 2010 and communication to this effect was also sent to the MoEF vide our letter no. EMD/C-33/128/10 dated June 15, 2010.

- xiii. **A copy of Clearance letter shall be sent by proponent to concerned Panchayat, Zila Parishad/Municipal Corporation/Urban Local Body and the Local NGO, if any, from whom suggestions/ representations, if any, were received while processing the proposal. The clearance letter shall also be put on the website of the company by the proponent.**

Compliance Status:

- The copy of Clearance letter has been sent to Zila Parishad, DIC, Local Body and all concerned vide EMD/C-33/129-137/10 dated June 15, 2010.
- The clearance letter is also uploaded on the company website: (<https://www.tatasteel.com/corporate/our-organisation/environment/environment-compliance-reports/>)

- xiv. **The project proponent shall upload the status of compliance of the stipulated environment clearance conditions, including results of monitored data on their website and shall update the same periodically. It shall simultaneously be sent to the Regional Office of the MoEF&CC at Ranchi, the respective Zonal Office of CPCB and the JPCB. The criteria pollutant levels namely; PM10, SO2, NOx (ambient levels as well as stack emissions) or critical sectoral parameters, indicated for the projects shall be monitored and displayed at a convenient location near the main gate of the company in the public domain.**

Compliance Status:

- Six monthly compliance reports and the monitored data are being submitted regularly. The ambient air quality parameters are being monitored and displayed at the main gate of the company in the public domain.
- The six-monthly compliance reports along the monitored data is also uploaded in the website: (<https://www.tatasteel.com/corporate/our-organisation/environment/environment-compliance-reports/>)

- xv. **The project proponent shall also submit six monthly reports on the status of the compliance of the stipulated environmental conditions including results of monitored data (both in hard copies as well as by e-mail) to the Regional Office of MOEFCC at Bhubaneswar, the respective Zonal Office of CPCB and the JSPCB. The Regional Office of this Ministry at Bangalore / CPCB / JPCB shall monitor the stipulated conditions.**

Compliance Status:

- Six monthly compliance reports are being submitted regularly in soft copy by e-mail as well as uploaded on MoEF&CC website.

- xvi. The environmental statement for each financial year ending 31st March in Form-V as is mandated to be submitted by the project proponent to the concerned State Pollution Control Board as prescribed under the Environment (Protection) Rules, 1986, as amended subsequently, shall also be put on the website of the company along with the status of compliance of environmental conditions and shall also be sent to the respective Regional Offices of the MoEFCC at Ranchi by e-mail.**

Compliance Status:

- The environmental statement for each financial year in Form-V is regularly being submitted to the Jharkhand State Pollution Control Board.
- Environment Statement for FY'21 has been submitted vide our letter no. EMD/C-23/249/21 dated September 22, 2021.
- The environmental statement has also been uploaded on the company's website: (<https://www.tatasteel.com/corporate/our-organisation/environment/environment-compliance-reports/>)

- xvii. Project authorities shall inform the Regional Office as well as the Ministry, the date of financial closure and final approval of the project by the concerned authorities and the date of commencing the land development work.**

Compliance Status:

- It has been complied as the project has been already completed and Consent to Operate has been issued by Jharkhand State Pollution Control Board.

ENVIRONMENTAL CLEARANCE COMPLIANCE STATUS REPORT

April 2021 to September 2021

Tata Steel Limited, Jamshedpur
(MAIN WORKS & TOWN)

**Six Monthly Compliance Status report of Environmental
Clearance from expansion of 9.7 to 11 MTPA Crude Steel
Production**

**ENVIRONMENTAL MANAGEMENT DEPARTMENT
TATA STEEL LIMITED
JAMSHEDPUR**

A. Specific Conditions:

- i. **The project proponent should install 24x7 air monitoring devices to monitor air emissions, as provided by the CPCB and submit report to Ministry and its Regional Office.**

Compliance Status:

- 4 nos. of online AAQMS have been commissioned to monitor PM₁₀, PM_{2.5}, SO₂, NO₂, CO, NH₃ continuously. All other AAQ parameters being analyzed by the environment laboratory inside Works accredited with NABL accreditation no.TC-8363 dated 21.02.2019 having validity till 20.02.2022. are also found within prescribed limit.
- All stacks are being monitored by online continuous emission monitoring system (CEMS) as per the standard given in MoEF&CC notification dated 31.03.2012.
- Real-time data of CEMS are connected with the server at CPCB, New Delhi and real-time data of AAQMS and CEMS are connected with the server at JSPCB, Ranchi.
- The six-monthly compliance reports are being submitted to Ministry's Regional office, CPCB and JSPCB. Monitoring reports for all relevant parameters from April 2021 to September 2021 is attached in **Annexure-I**.

- ii. **The Project Proponent should ensure the compliance of environmental safeguard stipulated in the earlier environment clearance letter dated 11th May, 2010 and submit the compliance report to the Ministry and its Regional Office, Ranchi.**

Compliance Status:

- The six-monthly compliance reports of all existing environment clearances granted by Ministry are being submitted to the regional office regularly. The report for last 4 years submitted to Ministry's Regional office, CPCB and JSPCB is as follows:

Six Monthly report	Submitted on
June 2021	May 28, 2021 vide letter no. EMD/C-41/254/21
December 2020	November 27, 2020 vide letter no. EMD/C-41/460/20
June 2020	May 26, 2020 vide letter no. EMD/C-41/337/20
December 2019	November 27, 2019 vide letter no. EMD/C-41/238/19
June 2019	May 25, 2019 vide letter no. EMD/C-41/148/19
December 2018	November 28, 2018 vide letter no. EMD/C-41/429/18
June 2018	May 28, 2018 vide letter no. EMD/C-41/280/18.
December 2017	November 28, 2017 vide letter no. EMD/C-41/178/17

- The six-monthly compliance reports along with the monitored data is also uploaded on the following websites:
 - a. **MoEF&CC:** <http://environmentclearance.nic.in/>
 - b. **Company:** (<https://www.tatasteel.com/corporate/our-organisation/environment/environment-compliance-reports/>)

- iii. **On-line ambient air quality monitoring shall be provided and sufficient air pollution control devices viz. Electrostatic precipitator (ESP), bag house, gas cleaning plant, bag filters etc. shall be provided to keep the emission levels below 50 mg/Nm³ by installing energy efficient technology. Low NO_x burners shall be installed to control NO_x emissions. At no time, the emission level shall go beyond the prescribed standards. Interlocking facilities shall be provided so that process can be automatically stopped in case emission level exceeds the limit. Efforts shall be made to further reduce PM₁₀ and PM_{2.5} levels in the ambient air and a time bound action plan shall be submitted.**

Compliance Status:

- 4 nos. of online AAQMS have been commissioned to monitor PM₁₀, PM_{2.5}, SO₂, NO₂, and CO continuously.

Compliance Status of Environmental Clearance of Expansion of Steel Plant (9.7 MTPA to 11 MTPA, Crude Steel Production) at Tata Steel Works, Jamshedpur, District East Singhbhum, Jharkhand vide MoEF&CC Letter no J-11011/691/2007-IA. II (I) dated March 01, 2016

- All ESPs have been upgraded of all relevant production units while the same is under progress at sinter plant #4 and LD Shop #2. The agreed emission for their upgraded emission has been guaranteed to be ≤ 50 mg/Nm³.
 - Low NOx burners have been provided in all the new units.
 - Similarly, in almost all the units alert facility have been provided in case of units exceed any prescribed emission level as the interlocking is technically not feasible in all the production units.
 - Please find enclosed a list of air pollution control devices for each of production unit as **Annexure-II**.
 - Please find enclosed the updated status of implementation of action plan to reduce dust emission level in each of production unit and raw material storage area as **Annexure-III**.
- iv. Existing Electrostatic Precipitator (ESP) shall be upgraded and provided to new units to control gaseous emissions within 50 mg/Nm³. Waste gas from the drying and grinding unit of pellet plant shall be cleaned by bag filters. Adequate provisions shall be made to control NOx emissions. Bag house shall be provided to Lime kilns.**

Compliance Status:

- All ESPs have been upgraded of all relevant production units while the same is under progress at sinter plant #4 and LD Shop #2. The agreed emission for their upgraded emission has been guaranteed to be ≤ 50 mg/Nm³.
 - 3 nos. of bag filters have been provided in the Pellet Plant to control waste gas from the drying and grinding unit.
 - Low NOx burners have been provided in all the new units to meet the prescribed standards.
 - 12 nos. of Bag House have been provided in Lime Plant in process and dedusting units.
- v. Land based fume extraction system shall be provided to coke oven battery to arrest fugitive emissions during charging and pushing operations. The coke oven gas shall be desulphurized by reduction of H₂S content of coke oven gas in the by-product recovery section to below 500 mg/Nm³. On-line charging with high pressure liquor aspiration (HPLA) for extraction of oven gas, leak proof oven doors, hydraulic door and door frame cleaner, water sealed AP caps and charging & pusher side emission extractor device shall be provided for the coke oven batteries to maintain VOC emissions within permissible limit. Land based fume extraction system for pushing emission control from coke ovens shall be provided.**

Compliance Status:

Land based fume extraction, desulphurization facilities, online charging with HPLA, Hydraulic door and door frame clearance, water seal AP caps and charging and pusher side emission extractor device etc. are in place in both coke ovens battery 10 & 11 to minimize leaks from doors CAPs, etc. and to meet the CREP recommendations. Coke oven gas is being desulphurized in Battery 10&11. H₂S content is maintained below 500 mg/Nm³. Land based fume extraction system for pushing emission control for new coke ovens batteries #10 & #11 have been provided.

- vi. All the standards prescribed for the coke oven plants shall be followed as per the latest guidelines. Proper and full utilization of coke oven gases in power plant using heat recovery steam generators shall be ensured and no flue gases shall be discharged into the air. Sulphur shall be recovered from the coke oven gases from new product plant.**

Compliance Status:

- As per the CREP guidelines, % of PLD, PLL & PLO of all batteries are being monitored thrice in a month. The max % of PLD is found to be 6.67 in Battery#5, max % of PLL

Compliance Status of Environmental Clearance of Expansion of Steel Plant (9.7 MTPA to 11 MTPA, Crude Steel Production) at Tata Steel Works, Jamshedpur, District East Singhbhum, Jharkhand vide MoEF&CC Letter no J-11011/691/2007-IA. II (I) dated March 01, 2016

found to be 1.82 in Battery#6 and % of maximum PLO is found to be 2.22 in Battery#7 and maximum charging emission is found to be 63 sec in Battery#7.

- Byproduct gas is recovered and used for power generation in captive Powerhouse # 3, 4 & 5, and heating purpose in all the mills. Power is also being generated in TRT at G, H & I Blast Furnace. 283 tonnes of Sulphur has been recovered from coke oven gas in FY'21 and sold to authorized buyers.

vii. Only dry quenching method in the coke oven in new battery shall be adopted.

Compliance Status:

- Coke dry quenching (CDQ) facility is commissioned in the new Coke Oven Batteries #10 and #11 and are in operation.

viii. The National Ambient Air Quality Emission Standards issued by the Ministry vide G.S.R. No. 826(E) dated 16th November' 2009 shall be followed.

Compliance Status:

- 4 nos. of Ambient Air Quality stations have been commissioned inside plant for the monitoring of all 12 parameters as per G.S.R. No. 826(E) dated 16th November' 2009, and is being analyzed by the environment laboratory inside Works accredited with NABL accreditation no.TC-8363 dated 21.02.2019 having validity till 20.02.2022. All the monitoring results are found within prescribed limit.
- Monthly monitoring reports are being submitted to JSPCB and six-monthly monitoring reports are being submitted along with EC compliance reports to Ministry's Regional office, CPCB and JSPCB. Monitoring reports for all relevant parameters from April 2021 to September 2021 is attached in **Annexure-I**.

ix. In-plant control measures for checking fugitive emissions from all the vulnerable sources including bag filters and fume extraction system shall be provided. Dry fog dust suppression system / water sprinkling system shall be provided in raw material handling areas to control fugitive dust emissions. Fugitive emissions from different sources shall also be controlled by covered conveyors, water sprinkling in open yards and with dry fogging in the closed zones. Further, specific measures like asphaltting of the roads within premises shall be carried out to control fugitive emissions. Fugitive emissions shall be controlled, regularly monitored and records maintained.

Compliance Status:

- Necessary air pollution control measures are provided to control fugitive dust emission. Please find enclosed a list of air pollution control devices for each of production unit as **Annexure-II**.
- All the areas of dedusting operation as junction house, transfer tower, conveyors are connected with bag filters and/or dry fog dust suppression system.
- All these locations are being monitored once in month.
- A total of 470 nos. of points for dust suppression system (DS) are commissioned at various locations inside Works.
- A total of 76 nos. Industrial vacuum cleaners (IVC) are commissioned at various locations inside Works.
- All the internal roads have been constructed with concrete.
- All the fugitive emissions within plant locations are monitored and records are maintained.

x. Gaseous emission levels including secondary fugitive emissions from all the sources shall be controlled within the latest permissible limits issued by the Ministry and

regularly monitored. Guidelines / Code of Practice issued by the CPCB shall be followed. New standards issued by the Ministry vide G.S.R. 414(E) dated 30th May, 2008 shall be followed.

Compliance Status:

- Several Projects have been implemented to control Gaseous Emission levels including secondary fugitive emissions from all the sources.
- Secondary fugitive dust emissions inside the plant in different areas is being controlled and monitored in line with the CPCB guidelines and MoEF&CC standards.

- xi. Traffic decongestion plan shall be implemented in a time bound manner to reduce emissions in the Jamshedpur city and separate budget shall be allocated for implementing the same. Maximum in bound and out bound material movement shall be done by railway wagons only to reduce dust emissions. Measures like covered conveyors for handling of bulk materials, centralized screening of iron ore, rationalization of weighing system, use of higher capacity vehicles etc. shall be adopted to reduce dust emissions. Mechanized vacuum cleaning of arterial roads shall be carried out on regular basis to further reduce the dust emissions.**

Compliance Status:

Under the traffic decongestion plan in Jamshedpur city:

- Strengthening of marine drive (Western corridor) has been implemented.
- South eastern corridor is under development with the government of Jharkhand.
- To control high traffic on the major roads of the town, decongestion work is being continued with the effort based on evolving need.

Inside the plant:

- Automatic traffic control system is in place to control the traffic density as well as the safely including secondary emission inside the plant.
- Maximum in bound and out bound material movements are done by railway wagons in order to reduce dust emissions.
- All the loaded trucks are ensured to be covered with tarpaulin sheets to avoid dust getting air borne and thus generation of secondary emission.
- Sign board have been placed on all the critical areas to keep the speed of the vehicle within 35 kmph to control secondary emission along the internal road (VIP Road) and similarly the vehicle speed is limited to 16 kmph in the units.
- All the loaded trucks/dumpers coming inside the plant with their valid PUC.
- 4 nos. of mechanized vacuum cleaning sweepers are deployed within Works for regular cleaning and dust evacuation of roads.
- Dust from road being collected by these mechanized vacuum cleaning sweepers which are being reused in sinter making through RMBB.
- 2 nos. of mechanized vacuum cleaning sweepers are deployed in Jamshedpur town for regular cleaning and dust evacuation of roads.

- xii. Vehicular pollution due to transportation of raw materials and finished products shall be controlled. Proper arrangements shall also be made to control dust emissions during loading and unloading of the raw material and finished product.**

Compliance Status:

- Approx. all the raw material is being transported through railways to reduce the road transport load and vehicular pollution.

Compliance Status of Environmental Clearance of Expansion of Steel Plant (9.7 MTPA to 11 MTPA, Crude Steel Production) at Tata Steel Works, Jamshedpur, District East Singhbhum, Jharkhand vide MoEF&CC Letter no J-11011/691/2007-IA. II (I) dated March 01, 2016

- Dry fog dust suppression and water sprinklers are provided to control dust emission during loading and unloading activity. A total of 470 nos. of points for dust suppression system (DS) are commissioned at various locations inside Works.
- Tyre washing facility has also been provided in 10 strategic locations to keep tyres clean to reduce dust emission on roads.

xiii. All the wastewater from various units shall be treated in the common effluent treatment plant (CETP) for primary, secondary and tertiary treatment and shall be either recycled or used for dust suppression, slag quenching and green belt development etc. within the lease hold area. The phenolic effluent from the by-product recovery section of coke oven battery shall be treated in BOD plant. Wastewater containing suspended solids shall be passed through clariflocculation plant to recover and reuse the clarified water for cooling or cleaning. Mill effluent containing oil and suspended solids shall be passed through oil skimmers and filter press. No treated wastewater shall be released outside the premises and 'Zero' discharge shall be adopted by recycling all the treated wastewater in the plant itself including from the existing plant.

Compliance Status:

- A central effluent treatment plant (CETP) of 4 MGD has been constructed to treat and recycle most of the effluent by tertiary treatment with Reverse Osmosis (RO). Treated water from plant (CETP) primary, secondary and tertiary treatment is used through recycling or used for dust suppression, slag quenching and green belt development etc. inside the plant. This CETP is being augmented from 4 MGD to 9 MGD to treat and recycle the balance wastewater generated from various units.
- New BOD plant has been commissioned and existing BOD has been upgraded to treat the additional effluent generated from Coke Oven Batteries including Batteries 10 & 11. A tertiary treatment with RO is being implemented at BOD plant to ensure zero discharge from coke oven.
- Wastewater containing suspended solids is passed through clariflocculation plant to recover and reuse the clarified water for cooling or cleaning. All the mills are equipped with respective primary effluent treatment plants with settling tanks and oil skimming facility.
- Closed circuit cooling systems have been installed. Catch pits at all the five designated outlets. have been constructed to recycle the treated effluent within plant. Zero effluent discharge has been achieved in 4 out of 5 designated outlets.
- All the effluent quality (pH, Ammoniacal Nitrogen, COD, BOD, Phenol, Cyanide, TSS, etc) are within discharge norms. Monitoring reports for all relevant parameters from April 2021 to September 2021 is attached in **Annexure-I**.

xiv. Efforts shall be made to make use of rainwater harvested. If needed, capacity of the reservoir shall be enhanced to meet the maximum water requirement. Only balance water requirement shall be met from other sources.

Compliance Status:

- There are two ponds inside Steel works viz. Upper Cooling Pond (UCP) and Lower Cooling Pond (LCP), which stores and harvest most of the surface run off with cooling water of the units.
- 38 nos. of rainwater harvesting structures in different office buildings have been provided inside the plant area of which some area has the facility of Ground Water Recharge system.
- RWH structure has been constructed based on the maximum rainfall of last 20 yrs.

- xv. **Continuous monitoring of Total Organic Compounds (TOC) in the wastewater treated in BOD plant from the coke oven plant shall be done at the outlet of ETP (BOD plant). All the treated wastewater shall be monitored for pH, BOD, COD, oil & grease, cyanide, phenolic compounds, Chromium+6 etc. besides other relevant parameters.**

Compliance Status:

- The BOD plant has facility of continuous monitoring of TOC.
- Similarly monitoring of other parameters on the outlet of the BOD plant is being done regularly.
- The monthly monitoring report for all the relevant parameters are being submitted to JSPCB and six-monthly reports are being submitted to regional office of MoEF&CC at Ranchi and CPCB.

- xvi. **Regular monitoring of influent and effluent and surface, sub-surface and ground water shall be ensured and treated wastewater shall meet the norms prescribed by the State Pollution Control Board or prescribed under the E(P) Act whichever are more stringent. Leachate study for the effluent generated and analysis shall also be regularly carried out and report submitted to the Ministry's Regional Office at Ranchi, Jharkhand, SPCB and CPCB.**

Compliance Status:

- All the treated effluent from outlets are being monitored regularly.
- Online effluent monitoring system has been commissioned in all the outlets to monitor effluent quality on a real-time basis.
- Online effluent monitoring data is connected with CPCB and JSPCB.
- Surface water quality of rivers Subarnarekha and Kharkai is also being monitored as a part of regular monitoring.
- There are two cooling water pond whose water quality is also regularly monitored as part of sub surface water quality.
- Ground water quality is also being monitored at 5 locations both inside and outside plant premises.
- The monthly monitoring data is being submitted to JSPCB and six-monthly reports are being submitted to regional office of MoEF&CC at Ranchi and CPCB.
- Monitoring reports for all relevant parameters from April 2021 to September 2021 is attached in **Annexure-I**.

- xvii. **All the blast furnace (BF) slag shall be granulated and provided to cement manufacturers for further utilization in cement making as per the MoUs signed with various companies including M/s Lafarge, M/s Eco-cement & M/s ACC. LD slag after metal recovery shall be used in sinter plant, blast furnaces and LD convertor, aggregates making, road ballast making, soil conditioning etc. All the flue dust generated shall be recycled within the plant to the maximum extent. Mill scales, LD sludge, lime fines and flue dust shall be recycled back to the sinter plant. The BF gas cleaning plant sludge shall be used for manufacturing briquettes.**

Compliance Status:

- Online slag granulation facilities have been implemented in the all Blast Furnaces.
- All the BF Slag is being granulated and made available to the Cement plants for cement making.
- Blast furnace (BF) slag are provided to cement manufacturers for further utilization in cement making as per the MoUs signed with M/s Nuvoco Vistas, M/s Dalmia Cement, M/s ACC, M/s JSW Bengal and M/s Emami Cement.

Compliance Status of Environmental Clearance of Expansion of Steel Plant (9.7 MTPA to 11 MTPA, Crude Steel Production) at Tata Steel Works, Jamshedpur, District East Singhbhum, Jharkhand vide MoEF&CC Letter no J-11011/691/2007-IA. II (I) dated March 01, 2016

- LD Slag after metal recovery is being used internally in the manufacturing process as well as externally in brick and road making works. “Tata Nirmaan” and “Tata Aggretto” are branded product of LD slag for its external utilization.
- Additional initiatives undertaken for improving the utilization of LD Slag:
 - Co-processing of LD Slag at Cement Kilns.
 - Open & closed Steam Aging inside Works
 - Use of LD Slag in road making & railway ballast.
- Flue dust generated are recycled within the plant, Mill scales, LD sludge, lime fines and flue dust are also recycled back to sinter plant.
- Blast Furnace gas cleaning plant (GCP) sludge is re-utilized within the manufacturing process.

xviii. As proposed, coal tar sludge and BOD sludge shall be recycled for coke making by mixing with the coal charge and used in the coke ovens. Chromium sludge shall be disposed in a HDPE lined secured landfills as per the CPCB guidelines within the complex. All the other solid waste including broken refractory mass shall be properly disposed off in environment-friendly manner. Oily waste and spent oil shall be provided to authorized recyclers/reprocessors.

Compliance Status:

- Coal Tar sludge and BOD Sludge generated from By Product Plant is being recycled in coke plant by mixing with raw materials. The report for FY'21 is enclosed under **Annexure-IV**.
- In house secured landfill with HDPE liner has been constructed to dispose chrome sludge generated from Cold Rolling Mill.
- All other kind of process wastes are being reutilized in sinter plant.
- Oily waste and spent oil are sold to authorized recyclers/reprocessors.

xix. All the slag shall be used for land filling inside the plant or used as building material only after passing through Toxic Chemical Leachability Potential (TCLP) test. Toxic Chromium sludge and other hazardous substances recovered from the slag and output waste shall be disposed off in secured landfill as per CPCB guidelines.

Compliance Status:

- LD Slag are used for road making.
- The TCLP test conducted by external approved agency.
- Leachate potential of all heavy metals is negligible.
- Chrome Sludge is disposed in the captive secured landfill inside Works.

xx. Proper handling, storage, utilization and disposal of all the solid waste shall be ensured and regular report regarding toxic metal content in the waste material and its composition, end use of solid/hazardous waste shall be submitted to the Ministry's regional office at Ranchi, Jharkhand SPCB and CPCB.

Compliance Status:

- Most of the process solid waste are reutilized within the manufacturing process.
- Information regarding solid waste and hazardous waste is being submitted in Environment Statement to the Board every year. Environment statement for FY'21 is attached as **Annexure-V**.
- Status of Solid Waste, hazardous and other waste generation, and utilization from April 2021 to September 2021 is enclosed as **Annexure – VI**.

- xxi. Proper utilization of fly ash shall be ensured as per Fly Ash Notification, 1999 and subsequent amendment in 2003. All the fly ash shall be provided to cement and brick manufacturers for further utilization and “Memorandum of Understanding” shall be submitted to Ministry’s Regional Office at Ranchi.**

Compliance Status:

- All the boilers of Captive power plants have been converted from coal fired to gas fired, thus there is no generation of fly ash in the power plant.
- Ash generation from the captive power plants has been stopped due to no coal firing at Power Plants since FY’19.

- xxii. A Risk and Disaster Management Plan along with the mitigation measures shall be prepared and a copy submitted to the Ministry’s Regional Office at Ranchi, Jharkhand SPCB and CPCB within 3 months of issue of environment clearance letter.**

Compliance Status:

- Disaster Management Institute, Bhopal has verified and certified the Risk assessment report and Disaster Management Plan vide their letter no. DMI/IDMU/Con-227/24 dated April 16, 2012. The same has been submitted to JSPCB.
- Copy of updated On-site Emergency Plan & Disaster Control approval by Chief Inspector of Factories, Jharkhand vide letter no. 615 dated 29.05.2020 is attached as **Annexure-VII**.

- xxiii. As proposed, green belt shall be developed in more than 33 % area within and around the plant premises as per the CPCB guidelines in consultation with DFO.**

Compliance Status:

- Total area under green cover within Jamshedpur town including steel works is approx. 2400 ha out of 5094 ha which is more than the required 33% green cover area.
- We have planted 93,383 nos. saplings during April 2021 to September 2021 inside the works, Jugsalai Muck Dump area and in Township in the same period. Every year plantation done in available space.

The following indigenous plant species are being planted:

- *Ficus, karanj, Cicilipinia, Palm, Ashoka, Mahogany, Caesalpinia Arjun, Sita Ashok, Bakul, Spathodia, Kanchan, Jural, Tabulia, Sissam, Termantelia Sp., Arica palm, foxtail palm, Tecoma, Kannel, Tababia, Ghandhraj, calendra, Tagar, Hemelia, Kamani, Karbi, Calendra etc.*

- xxiv. Prior permission from the State Forest Department shall be taken regarding likely impact of the expansion of the proposed steel plant on the reserve forests. Measures shall be taken to prevent impact of particulate emissions / fugitive emissions, if any from the proposed plant on the surrounding reserve forests viz. Jora Pahar PF, Sand Pcha Rahar PF, Deluse RF located within 10 km radius of the project. Further, Conservation Plan for the conservation of wild fauna in consultation with the State Forest Department shall be prepared and implemented.**

Compliance Status:

- Prior Permission from State Forest Department has been obtained vide their memo. No. 2605 dated October 29, 2010.
- Wildlife Conservation Plan for Tata Steel has been prepared with the help of approved external agency recommended by State Forest Department and the same has been approved by Principal Chief Conservator of Forests – Wildlife (PCCF-WL) GoJ on Nov 13,

Compliance Status of Environmental Clearance of Expansion of Steel Plant (9.7 MTPA to 11 MTPA, Crude Steel Production) at Tata Steel Works, Jamshedpur, District East Singhbhum, Jharkhand vide MoEF&CC Letter no J-11011/691/2007-IA. II (I) dated March 01, 2016

2017. Wildlife Conservation Plan will be implemented as directed by Department of Forest, Jharkhand.

xxv. All the recommendations made in the Charter on Corporate Responsibility for Environment Protection (CREP) for the Steel Plants shall be implemented.

Compliance Status:

- CREP recommendations have been implemented. Please find enclosed the same as **Annexure – IV.**

xxvi. At least 5 % of the total cost of the project shall be earmarked towards the corporate social responsibility and item-wise details alongwith time bound action plan shall be prepared and submitted to the Ministry’s Regional Office at Ranchi. Implementation of such program shall be ensured accordingly in a time bound manner.

Compliance Status:

- It is being complied as per the requirement under the Companies Act. The amount spent by the Company on Corporate Social Responsibility (CSR) activities is given below.
- A total of ₹ 1094.82 Crores spent in and around Jamshedpur since FY’11 (since inception of 9.7 MTPA Projects) till FY’21 are as follows:

FY	Total Spent on CSR in Cr.	CSR spent in and around Jamshedpur in Cr.
2011	126	97.15
2012	146	106.43
2013	171	120.34
2014	212	136.95
2015	171	56.11
2016	204	83.62
2017	194	73.36
2018	232	82.19
2019	315	159.73
2020	193	76.52
2021	267	102.42
	Total	1094.82

- It is reported in the Company’s Integrated Report. These reports are available on the website of Tata Steel and may be seen/downloaded from <https://www.tatasteel.com/investors/integrated-reportannual-report/>

xxvii. The company shall provide housing for construction labour within the site with all necessary infrastructure and facilities such as fuel for cooking, mobile toilets, mobile STP, safe drinking water, medical health care, crèche etc. The housing may be in the form of temporary structures to be removed after the completion of the project.

Compliance Status:

- The construction work has been completed. All the necessary infrastructure and facilities such as food, medical health care, toilets, safe drinking water, etc. had been provided to construction labor during the project work.

B. General Conditions:

- i. The project authorities must strictly adhere to the stipulations made by the Jharkhand Pollution Control Board and the State Government.**

Compliance Status:

- We are abiding by all the compliance conditions made by JSPCB and State Government of Jharkhand.

- ii. No further expansion or modifications in the plant should be carried out without prior approval of the Ministry of Environment, Forests and Climate Change (MoEF&CC).**

Compliance Status:

- No further expansion or modifications beyond the existing capacity of 11 MTPA in the plant will be carried out without prior approval from MoEF&CC. The detail of production of various products for last five years are as follows:

Product	Unit	Capacity granted in EC	2016-17	2017-18	2018-19	2019-20	2020-21
Hot Metal	MTPA	12.5	10.83	10.9	10.8	10.8	9.87
Crude Steel		11	10.0	10.0	10.2	10.2	9.34

- iii. At least four ambient air quality monitoring stations shall be established in the downward direction as well as where maximum ground level concentration of PM10, PM2.5, SO2 and NOx are anticipated in consultation with the SPCB. Data on ambient air quality and stack emission should be regularly submitted to this Ministry including its Regional Office at Ranchi and the SPCB/CPCB once in six months.**

Compliance Status:

- 4 nos. of online AAQMS have been commissioned to monitor PM₁₀, PM_{2.5}, SO₂, NO_x & CO continuously inside the Works. There are 8 nos. of manual AAQMS located both inside and outside the plant area.
- The monthly monitoring reports by NABL accredited environment laboratory is being submitted to JSPCB and six-monthly reports are being submitted to regional office of MoEF&CC, Ranchi and CPCB.
- Monitoring reports for all relevant parameters from April 2021 to September 2021 is attached in **Annexure-I**.

- iv. Industrial wastewater shall be properly collected, treated so as to conform to the standards prescribed under GSR 422 (E) dated 19th May, 1993 and 31st December, 1993 or as amended from time to time. The treated wastewater shall be utilized for plantation purpose.**

Compliance Status:

- A central effluent treatment plant (CETP) of 4 MGD has been constructed to treat and recycle most of the effluent by tertiary treatment with Reverse Osmosis (RO). Treated water from plant (CETP) primary, secondary and tertiary treatment is used through recycling or used for dust suppression, slag quenching and green belt development etc. inside the plant conforming to the standards prescribed under GSR 422 (E) dated 19th May, 1993 and 31st December 1993 or as amended from time to time.
- Monitoring reports for all relevant parameters from April 2021 to September 2021 is attached in **Annexure-I**.

- v. **The overall noise levels in and around the plant area shall be kept well within the standards (85 dB (A) by providing noise control measures including acoustic hoods, silencers, enclosures etc. on all sources of noise generation. The ambient noise levels should conform to the standards prescribed under EPA Rules, 1989 viz. 75 dB (A) (daytime) and 70 dB (A) (night-time).**

Compliance Status:

- Personal Protective Equipment (PPE) have been provided to all the workers/officers to avoid any accompanied noise hazards. Facilities like silencers, enclosures, hood etc have been provided to reduce noise at source. The monitored data in the work zone reveals that the noise level does not exceeds 85 dB (A) for 8 hr exposures. Similarly, in the ambient also, the noise levels meet the prescribed standards.
- The ambient noise level monitoring is being done at different part of the Jamshedpur town in frequent interval outside Steel Works to assess the ambient noise level status. Noise level in the town is found beyond the standard in few occasions. The possible reason of equivalent noise levels in respect of all categories of areas exceeded the standards for day and night times is due to heavy traffic movement in the town, market and commercial activities, festivals and other domestic celebrations and frequent religious rituals.
- Monitoring reports for all relevant parameters from April 2021 to September 2021 is attached in **Annexure-I**.

- vi. **Occupational Health Surveillance of the workers shall be done on a regular basis and records maintained as per the Factories Act.**

Compliance Status:

- Regular health surveillance is being conducted i.e. 2 times in a year to all the workers who have already attended more than 40 years of age. The workers having age less than 40 years are undergone occupational health surveillance program once in a year.

- vii. **The company shall develop surface as well as ground water harvesting structures to harvest the rainwater for utilization in the lean season besides recharging the ground water table.**

Compliance Status:

- 38 nos. of rainwater harvesting structures have been provided inside the plant area of which some area has the facility of Ground Water Recharge system. RWH structures have been constructed based on the maximum rainfall of last 20 yrs.

- viii. **The project proponent shall also comply with all the environmental protection measures and safeguards recommended in the EIA/EMP report. Further, the company must undertake socio-economic development activities in the surrounding villages like community development programmes, educational programmes, drinking water supply and health care etc.**

Compliance Status:

- All the environmental protection measures and safeguards such as APCEs, ETPs, hazardous waste proper handling, transfer and disposal have been deployed as recommended in the EIA/EMP report.
- Socio economic development activities are regularly undertaken in and around Jamshedpur through the two agencies namely, Tata Steel Rural Development Society and Tata Steel Community Development & Welfare Services Centres. The development activities undertaken in the surrounding community are need based and are in the field

Compliance Status of Environmental Clearance of Expansion of Steel Plant (9.7 MTPA to 11 MTPA, Crude Steel Production) at Tata Steel Works, Jamshedpur, District East Singhbhum, Jharkhand vide MoEF&CC Letter no J-11011/691/2007-IA. II (I) dated March 01, 2016

of health care, education, mid-day meals in schools, sports and culture, self-employment, drinking water, rural electrification, etc. Tata Steel also facilitate the Institutes like R D Tata Technical Institute, Tata Football Academy, Tata Archery Foundation, etc. which encourages the local talent to develop themselves and participate at National and International levels.

- ix. Requisite funds shall be earmarked towards total capital cost and recurring cost/annum for environmental pollution control measures to implement the conditions stipulated by the Ministry of Environment, Forests and Climate Change (MoEF&CC) as well as the State Government. An implementation schedule for implementing all the conditions stipulated herein shall be submitted to the Regional Office of the Ministry at Ranchi. The funds so provided shall not be diverted for any other purpose.**

Compliance Status:

- Capital expenditure on environment is being spent on Air Pollution Control, Solid Waste Management, Zero Wastewater Discharge and Others including Greenery, Online Monitoring, etc.
- In FY 21 total capital expenditure and recurring cost for environment are 30 Crore and 89 Crores respectively.
- The funds for capital investment on pollution control equipment are not diverted.

- x. A copy of Clearance letter shall be sent by proponent to concern Panchayat, Zila Parishad/Municipal Corporation/Urban Local Body and the Local NGO, if any, from whom suggestions/ representations, if any, were received while processing the proposal. The clearance letter shall also be put on the website of the company by the proponent.**

Compliance Status:

- The copy of Clearance letter has been sent to District Commissioner, Block Development Officer and Jamshedpur Notified Area Committee vide our letter no. EMD/C-41/32-34/16 dated March 04, 2016.
- The clearance letter is also uploaded on the company website: (<https://www.tatasteel.com/corporate/our-organisation/environment/environment-compliance-reports/>)

- xi. The project proponent shall upload the status of compliance of the stipulated environment clearance conditions, including results of monitored data on their website and shall update the same periodically. It shall simultaneously be sent to the Regional Office of the MoEF&CC at Ranchi, the respective Zonal Office of CPCB and the JPCB. The criteria pollutant levels namely; PM10, SO2, NOx (ambient levels as well as stack emissions) or critical sectoral parameters, indicated for the projects shall be monitored and displayed at a convenient location near the main gate of the company in the public domain.**

Compliance Status:

- Six monthly compliance reports and the monitored data are being submitted regularly. The ambient air quality parameters are being monitored and displayed at the main gate of the company in the public domain.
- The six-monthly compliance reports along the monitored data is also uploaded in the website: (<https://www.tatasteel.com/corporate/our-organisation/environment/environment-compliance-reports/>)

- xii. **The project proponent shall also submit six monthly reports on the status of the compliance of the stipulated environmental conditions including results of monitored data (both in hard copies as well as by e-mail) to the Regional Office of MOEFCC, the respective Zonal Office of CPCB and the JSPCB. The Regional Office of this Ministry at Ranchi / CPCB / JPCB shall monitor the stipulated conditions.**

Compliance Status:

- Six monthly compliance reports are being submitted regularly in soft copy by e-mail as well as uploaded on MoEF&CC website.

- xiii. **The environmental statement for each financial year ending 31st March in Form-V as is mandated to be submitted by the project proponent to the concerned State Pollution Control Board as prescribed under the Environment (Protection) Rules, 1986, as amended subsequently, shall also be put on the website of the company along with the status of compliance of environmental conditions and shall also be sent to the respective Regional Offices of the MoEF&CC at Ranchi by e-mail.**

Compliance Status:

- The environmental statement for each financial year in Form-V is regularly being submitted to the Jharkhand State Pollution Control Board.
- Environment Statement for FY'21 has been submitted vide our letter no. EMD/C-23/249/21 dated September 22, 2021.
- The environmental statement has also been uploaded on the company's website: (<https://www.tatasteel.com/corporate/our-organisation/environment/environment-compliance-reports/>)

- xiv. **The Project Proponent shall inform the public that the project has been accorded environmental clearance by the Ministry and copies of the clearance letter are available with the SPCB and may also be seen at Website of the Ministry of Environment, Forests and Climate Change (MoEF&CC) at <http://envfor.nic.in>. This shall be advertised within seven days from the date of issue of the clearance letter, at least in two local newspapers that are widely circulated in the region of which one shall be in the vernacular language of the locality concerned and a copy of the same shall be forwarded to the Regional office.**

Compliance Status:

- The Notice has been advertised in two local newspapers viz. Prabhat Khabar (Hindi) and The Telegraph (English) on March 08, 2016. The same has also been informed to the regional office of MoEF&CC at Ranchi on March 09, 2016.

- xv. **Project authorities shall inform the Regional Office as well as the Ministry, the date of financial closure and final approval of the project by the concerned authorities and the date of commencing the land development work.**

Compliance Status:

- It is complied as the project has been already completed and Consent to Operate has been issued by Jharkhand State Pollution Control Board.

MONITORING & ANALYSIS REPORT

April 2021 to September 2021

Tata Steel Limited, Jamshedpur
(MAIN WORKS & TOWN)

ENVIRONMENTAL MANAGEMENT DEPARTMENT
TATA STEEL LIMITED
JAMSHEDPUR



TATA STEEL LIMITED

ENVIRONMENT MANAGEMENT DEPARTMENT - LABORATORY

AMBIENT AIR QUALITY REPORT FOR INSIDE WORKS - FY 22 (Apr-Sep)



TC- 8363

Location	Parameter	UoM	Apr-21	May-21	Jun-21	Jul-21	Aug-21	Sep-21
WPFA	Particulate Matter, PM10	µg/m3	199.8	112.4	89.0	80.0	74.8	105.8
	Particulate Matter, PM2.5	µg/m3	61.7	40.8	51.0	31.9	28.1	34.1
	Sulphur Dioxide (SO2)	µg/m3	15.3	9.9	8.0	12.1	13.2	5.4
	Nitrogen Dioxide, (NO2)	µg/m3	34.4	24.5	41.7	40.0	51.1	57.8
	Carbon Monoxide(CO)	mg/m3	0.5	0.4	0.5	0.5	0.4	0.4
	Ammonia (NH3)	µg/m3	83.9	59.1	55.6	60.7	66.4	60.6
	Ozone (O3)	µg/m3	6.7	5.5	7.5	15.9	3.8	9.1
	Nickel (Ni)	ng/m3	4.3	3.6	< 5.0	< 5.0	< 5.0	< 5.0
	Arsenic (As)	ng/m3	NT	NT	NT	NT	NT	NT
	Lead (Pb)	µg/m3	0.1	0.1	0.1	0.1	0.1	0.1
	Benzene (C6H6)	µg/m3	< 0.1	< 0.1	< 0.1	< 0.1	< 0.1	< 0.1
Benzo alpha Pyrene (BaP)	ng/m3	< 0.1	< 0.1	< 0.1	< 0.1	< 0.1	< 0.1	
CRM	Parameter	UoM	Apr-21	May-21	Jun-21	Jul-21	Aug-21	Sep-21
	Particulate Matter, PM10	µg/m3	309.2	180.1	81.0	141.9	86.0	181.4
	Particulate Matter, PM2.5	µg/m3	93.8	55.9	58.7	53.6	33.4	53.4
	Sulphur Dioxide (SO2)	µg/m3	20.3	10.2	17.7	11.4	10.7	5.9
	Nitrogen Dioxide, (NO2)	µg/m3	40.8	36.7	40.3	35.3	33.6	52.7
	Carbon Monoxide(CO)	mg/m3	0.3	0.3	0.3	0.4	0.4	0.4
	Ammonia (NH3)	µg/m3	58.3	63.9	72.6	88.0	72.2	46.1
	Ozone (O3)	µg/m3	16.2	17.5	14.3	20.5	5.6	4.8
	Nickel (Ni)	ng/m3	4.6	4.1	< 5.0	< 5.0	< 5.0	< 5.0
	Arsenic (As)	ng/m3	NT	NT	NT	NT	NT	NT
	Lead (Pb)	µg/m3	0.2	0.1	0.1	0.1	0.1	0.1
Benzene (C6H6)	µg/m3	< 0.1	< 0.1	< 0.1	< 0.1	< 0.1	< 0.1	
Benzo alpha Pyrene (BaP)	ng/m3	< 0.1	< 0.1	< 0.1	< 0.1	< 0.1	< 0.1	
PH#3	Parameter	UoM	Apr-21	May-21	Jun-21	Jul-21	Aug-21	Sep-21
	Particulate Matter, PM10	µg/m3	363.1	161.8	90.0	192.2	155.5	63.4
	Particulate Matter, PM2.5	µg/m3	97.4	57.3	47.1	66.4	52.9	22.9
	Sulphur Dioxide (SO2)	µg/m3	15.3	4.8	10.0	11.6	11.7	4.5
	Nitrogen Dioxide, (NO2)	µg/m3	37.1	30.0	28.6	67.1	56.8	53.0
	Carbon Monoxide(CO)	mg/m3	0.5	0.4	0.4	0.44	0.4	0.4
	Ammonia (NH3)	µg/m3	68.4	56.4	46.9	102.9	38.4	28.3
	Ozone (O3)	µg/m3	15.7	15.0	5.2	6.2	5.4	21.0
	Nickel (Ni)	ng/m3	3.7	3.3	< 5.0	< 5.0	< 5.0	< 5.0
	Arsenic (As)	ng/m3	NT	NT	NT	NT	NT	NT
	Lead (Pb)	µg/m3	0.2	0.1	0.1	0.13	0.1	0.1
Benzene (C6H6)	µg/m3	< 0.1	< 0.1	< 0.1	< 0.1	< 0.1	< 0.1	
Benzo alpha Pyrene (BaP)	ng/m3	< 0.1	< 0.1	< 0.1	< 0.1	< 0.1	< 0.1	
PH#6	Parameter	UoM	Apr-21	May-21	Jun-21	Jul-21	Aug-21	Sep-21
	Particulate Matter, PM10	µg/m3	300.8	162.3	87.0	157.0	165.1	52.2
	Particulate Matter, PM2.5	µg/m3	85.3	58.9	45.3	43.7	65.7	19.2
	Sulphur Dioxide (SO2)	µg/m3	8.5	14.8	18.7	9.8	19.3	10.2
	Nitrogen Dioxide, (NO2)	µg/m3	19.4	12.7	43.1	45.8	46.0	25.5
	Carbon Monoxide(CO)	mg/m3	0.3	0.3	0.3	0.38	0.4	0.4
	Ammonia (NH3)	µg/m3	56.4	52.7	33.6	32.6	93.6	7.1
	Ozone (O3)	µg/m3	7.6	14.6	9.5	5.9	3.5	3.5
	Nickel (Ni)	ng/m3	4.1	3.7	< 5.0	< 5.0	< 5.0	< 5.0
	Arsenic (As)	ng/m3	NT	NT	NT	NT	NT	NT
	Lead (Pb)	µg/m3	0.2	0.2	0.1	0.14	0.1	0.1
Benzene (C6H6)	µg/m3	< 0.1	< 0.1	< 0.1	< 0.1	< 0.1	< 0.1	
Benzo alpha Pyrene (BaP)	ng/m3	< 0.1	< 0.1	< 0.1	< 0.1	< 0.1	< 0.1	

Note:

Standards applicable as per National Ambient Air Quality Standards vide Notification No.: B-29016/20/90/PCI-L dated 18th November 2009.

UoM - Unit of Measurement

WPFA - West Plant First Aid Station

CRM - Cold Roll Mill

PH - Power House

NT - Not Traced

* This test report is generated by NABL Accredited TATA STEEL LIMITED JSR EMD LAB having accreditation No.TC-8363 dated 21-02-2019 having validity till 20-02-2022.

Sr. Manager
Monitoring and Analysis

Head
Environment Monitoring, Testing & Analysis (TSJ)



TATA STEEL LIMITED
ENVIRONMENT MANAGEMENT DEPARTMENT - LABORATORY
AMBIENT AIR QUALITY REPORT FOR JSR TOWN - FY 22 (Apr-Sep)



TC- 8363

Location	Parameter	UoM	Apr-21	May-21	Jun-21	Jul-21	Aug-21	Sep-21
River Pump House	Particulate Matter, PM10	µg/m3	152.2	102.9	75.4	42.2	67.7	76.5
	Particulate Matter, PM2.5	µg/m3	54.6	48.7	26.6	14.6	24.4	37.5
	Sulphur Dioxide (SO2)	µg/m3	14.2	3.2	20.6	18.0	11.7	14.8
	Nitrogen Dioxide, (NO2)	µg/m3	49.8	22.9	37.6	50.4	47.0	15.3
	Carbon Monoxide(CO)	mg/m3	0.3	0.4	0.4	0.4	0.4	0.4
	Ammonia (NH3)	µg/m3	34.0	40.7	39.0	98.0	34.7	23.9
	Ozone (O3)	µg/m3	16.0	6.2	7.8	9.8	12.6	3.1
	Nickel (Ni)	ng/m3	< 5.0	< 5.0	< 5.0	< 5.0	< 5.0	< 5.0
	Arsenic (As)	ng/m3	NT	NT	NT	NT	NT	NT
	Lead (Pb)	µg/m3	0.2	0.1	< 0.1	< 0.1	< 0.1	< 0.1
	Benzene (C6H6)	µg/m3	< 0.1	< 0.1	< 0.1	< 0.1	< 0.1	< 0.1
	Benzo alpha Pyrene (BaP)	ng/m3	< 0.1	< 0.1	< 0.1	< 0.1	< 0.1	< 0.1
Southern Sewage Treatment Plant	Parameter	UoM	Apr-21	May-21	Jun-21	Jul-21	Aug-21	Sep-21
	Particulate Matter, PM10	µg/m3	208.2	115.4	79.8	52.5	56.5	62.7
	Particulate Matter, PM2.5	µg/m3	70.5	37.6	38.6	29.3	22.7	32.8
	Sulphur Dioxide (SO2)	µg/m3	13.7	6.4	10.9	24.6	16.6	9.3
	Nitrogen Dioxide, (NO2)	µg/m3	28.3	24.3	52.1	33.4	26.3	14.6
	Carbon Monoxide(CO)	mg/m3	0.4	0.3	0.2	0.2	0.2	0.2
	Ammonia (NH3)	µg/m3	61.0	173.4	42.3	71.0	48.4	65.8
	Ozone (O3)	µg/m3	8.0	9.2	8.1	5.6	7.6	8.0
	Nickel (Ni)	ng/m3	< 5.0	< 5.0	< 5.0	< 5.0	< 5.0	< 5.0
	Arsenic (As)	ng/m3	NT	NT	NT	NT	NT	NT
	Lead (Pb)	µg/m3	0.2	0.1	< 0.1	< 0.1	< 0.1	< 0.1
	Benzene (C6H6)	µg/m3	< 0.1	< 0.1	< 0.1	< 0.1	< 0.1	< 0.1
Benzo alpha Pyrene (BaP)	ng/m3	< 0.1	< 0.1	< 0.1	< 0.1	< 0.1	< 0.1	
NTTF	Parameter	UoM	Apr-21	May-21	Jun-21	Jul-21	Aug-21	Sep-21
	Particulate Matter, PM10	µg/m3	199.8	131.4	54.5	92.4	165.2	80.4
	Particulate Matter, PM2.5	µg/m3	69.6	47.4	40.7	37.5	57.9	26.9
	Sulphur Dioxide (SO2)	µg/m3	14.8	11.7	12.4	5.0	21.2	16.6
	Nitrogen Dioxide, (NO2)	µg/m3	54.4	13.3	47.9	59.3	111.6	58.2
	Carbon Monoxide(CO)	mg/m3	0.3	0.2	0.3	0.3	0.3	0.3
	Ammonia (NH3)	µg/m3	53.0	24.5	66.8	72.2	55.8	81.3
	Ozone (O3)	µg/m3	4.0	10.4	4.1	25.8	7.7	14.1
	Nickel (Ni)	ng/m3	< 5.0	< 5.0	< 5.0	< 5.0	< 5.0	< 5.0
	Arsenic (As)	ng/m3	NT	NT	NT	NT	NT	NT
	Lead (Pb)	µg/m3	0.1	0.1	< 0.1	< 0.1	< 0.1	< 0.1
	Benzene (C6H6)	µg/m3	< 0.1	< 0.1	< 0.1	< 0.1	< 0.1	< 0.1
Benzo alpha Pyrene (BaP)	ng/m3	< 0.1	< 0.1	< 0.1	< 0.1	< 0.1	< 0.1	
Jugsalai Muck Dump	Parameter	UoM	Apr-21	May-21	Jun-21	Jul-21	Aug-21	Sep-21
	Particulate Matter, PM10	µg/m3	167.5	97.9	97.0	40.0	60.2	61.1
	Particulate Matter, PM2.5	µg/m3	52.6	34.7	39.0	12.0	23.9	17.4
	Sulphur Dioxide (SO2)	µg/m3	8.7	11.1	9.5	21.4	13.7	15.5
	Nitrogen Dioxide, (NO2)	µg/m3	39.2	12.9	30.0	59.3	22.0	38.2
	Carbon Monoxide(CO)	mg/m3	0.3	0.3	0.2	0.2	0.2	0.2
	Ammonia (NH3)	µg/m3	46.0	36.1	38.6	93.0	45.7	78.8
	Ozone (O3)	µg/m3	7.0	2.6	8.5	4.6	11.5	10.9
	Nickel (Ni)	ng/m3	< 5.0	< 5.0	< 5.0	< 5.0	< 5.0	< 5.0
	Arsenic (As)	ng/m3	NT	NT	NT	NT	NT	NT
	Lead (Pb)	µg/m3	0.1	0.1	< 0.1	< 0.1	< 0.1	< 0.1
	Benzene (C6H6)	µg/m3	< 0.1	< 0.1	< 0.1	< 0.1	< 0.1	< 0.1
Benzo alpha Pyrene (BaP)	ng/m3	< 0.1	< 0.1	< 0.1	< 0.1	< 0.1	< 0.1	

Note:

Standards applicable as per National Ambient Air Quality Standards vide Notification No.: B-29016/20/90/PCI-L dated 18th November 2009.

UoM - Unit of Measurement

IS - Indian Standard

RPH - River Pump House

SSTP - Southern Sewage Treatment Plant

NT - Not Traced

* This test report is generated by NABL Accredited TATA STEEL LIMITED JSR EMD LAB having accreditation No.TC-8363 dated 21-02-2019 having validity till 20-02-2022.

Sr. Manager
Monitoring and Analysis

Head
Environment Monitoring, Testing & Analysis (TSJ)



TATA STEEL LIMITED

GROUNDWATER MONITORING - Done by NABL/ MoEF Certified Lab (APR-21 to SEP-21)



TC- 8363

Month	Sampling Locations	pH	Temperature	Conductivity	TDS	Total Suspended Solids	Color	Odor	Alkalinity as CaCO ₃	Total Hardness as CaCO ₃	Calcium as Ca	Chlorides as Cl ⁻	Sulphates as SO ₄ ⁻²
		--	oC	μMho/Cm	mg/L	mg/L	CU	--	mg/L	mg/L	mg/L	mg/L	mg/L
Apr-21	Baganhattu Bore water	6.79	32.2	784.0	384.2	<10	< 1.0	Agreeable	248.0	267.9	70.7	62.0	75.5
	SonariBore water	6.96	31.4	951.0	466.0	<10	< 1.0	Agreeable	268.0	295.4	40.8	86.0	29.6
	Parvati GhatBore water	7.05	33.2	923.0	452.3	<10	< 1.0	Agreeable	368.0	277.3	55.1	53.0	90.8
	Jugsalai Bore Water	7.12	32.7	765.0	374.9	<10	< 1.0	Agreeable	292.0	250.0	42.6	42.0	26.7
	Jemco Bore Water	7.19	32.0	637.0	312.1	<10	< 1.0	Agreeable	168.0	197.5	54.1	54.0	17.6
May-21	Baganhattu Bore water	6.8	30.9	790.0	387.1	<10	< 1.0	Agreeable	239.5	257.0	50.3	58.9	28.6
	SonariBore water	6.88	30.7	627.0	307.2	<10	< 1.0	Agreeable	171.6	174.0	87.0	53.9	102.0
	Parvati GhatBore water	7.16	29.8	1083.0	530.7	<10	< 1.0	Agreeable	585.2	248.0	76.0	102.9	77.2
	Jugsalai Bore Water	7.18	30.2	1081.0	529.7	<10	< 1.0	Agreeable	506.0	220.0	62.3	103.9	73.6
	Jemco Bore Water	7.35	30.0	554.0	271.5	<10	< 1.0	Agreeable	299.4	146.0	59.3	45.9	85.2
Jun-21	Baganhattu Bore water	6.84	30.5	783.0	383.7	10	< 1.0	Agreeable	240.0	219.9	38.7	56.9	153.0
	SonariBore water	6.91	30.9	964.0	472.4	<10	< 1.0	Agreeable	248.0	236.0	77.3	52.2	176.0
	Parvati GhatBore water	7.1	31.3	1018.0	498.8	<10	< 1.0	Agreeable	429.0	329.0	77.3	100.4	109.2
	Jugsalai Bore Water	7.12	31.4	1046.0	512.5	<10	< 1.0	Agreeable	398.0	226.0	48.0	104.4	94.4
	Jemco Bore Water	7.35	27.0	536.0	262.6	<10	< 1.0	Agreeable	211.0	132.0	45.6	42.9	47.3
Jul-21	Baganhattu Bore water	6.85	28.4	809.0	396.4	19	< 1.0	Agreeable	268.0	336.2	84.8	66.0	147.4
	SonariBore water	6.96	28.0	1022.0	500.8	<10	< 1.0	Agreeable	260.0	382.4	49.0	90.0	94.3
	Parvati GhatBore water	7.16	27.2	1028.0	503.7	<10	< 1.0	Agreeable	388.0	319.3	66.1	92.0	56.9
	Jugsalai Bore Water	7.11	27.0	1014.0	496.9	<10	< 1.0	Agreeable	420.0	373.9	51.1	94.0	51.4
	Jemco Bore Water	7.07	28.1	672.0	329.3	<10	< 1.0	Agreeable	125.0	123.4	64.9	62.0	56.5
Aug-21	Baganhattu Bore water	6.82	26.5	832.0	407.7	<10	< 1.0	Agreeable	193.5	268.9	38.7	75.7	132.7
	SonariBore water	6.61	26.7	514.0	251.9	11	< 1.0	Agreeable	121.0	305.9	77.3	26.2	84.9
	Parvati GhatBore water	7.42	26.2	1034.0	506.7	13	< 1.0	Agreeable	350.0	255.5	77.3	38.3	51.2
	Jugsalai Bore Water	7.41	25.9	1028.0	503.7	10	< 1.0	Agreeable	311.0	299.2	48.0	90.9	46.3
	Jemco Bore Water	6.86	27.4	664.0	325.4	43	< 1.0	Agreeable	137.1	111.0	45.6	75.0	50.9
Sep-21	Baganhattu Bore water	6.69	25.7	507.0	253.5	<10	< 1.0	Agreeable	104.0	128.8	43.0	26.0	107.0
	SonariBore water	6.84	26.1	795.0	397.5	<10	< 1.0	Agreeable	216.0	274.7	85.9	38.0	118.0
	Parvati GhatBore water	7.09	27.6	960.0	480.0	<10	< 1.0	Agreeable	344.0	268.2	85.9	90.0	104.0
	Jugsalai Bore Water	7.12	28.0	814.0	407.0	<10	< 1.0	Agreeable	240.0	188.0	53.3	80.0	99.0
	Jemco Bore Water	6.97	27.7	638.0	319.0	90	< 1.0	Agreeable	128.0	173.8	50.7	54.0	220.0

J. Nagayama Reddy

**Sr. Manager
Monitoring and Analysis**

Anoop Srivastava

**Head
Environment Monitoring, Testing & Analysis (TSJ)**



TATA STEEL LIMITED

GROUNDWATER MONITORING - Done by NABL/ MoEF Certified Lab (APR-21 to SEP-21)



TC- 8363

Month	Sampling Locations	Nitrate Nitrogen as NO3	Fluorides as F ⁻	Iron as Fe	Manganese as Mn	Copper as Cu	Total Chromium as Cr	Cadmium Cd	Nickel as Ni	Zinc as Zn	Lead as Pb	Nitrogen (Ammonia) as N
		mg/L	mg/L	mg/L	mg/L	mg/L	mg/L	mg/L	mg/L	mg/L	mg/L	mg/L
Apr-21	Baganhattu Bore water	6.60	0.19	0.33	< 0.05	0.04	< 0.05	< 0.001	0.03	< 0.5	0.03	0.26
	SonariBore water	4.80	0.08	0.35	< 0.05	0.03	< 0.05	< 0.001	0.04	< 0.5	0.02	0.17
	Parvati GhatBore water	3.90	0.39	0.25	< 0.05	0.04	< 0.05	< 0.001	0.09	< 0.5	0.02	0.24
	Jugsalai Bore Water	4.20	0.32	0.23	< 0.05	0.03	< 0.05	< 0.001	0.07	< 0.5	0.03	0.34
	Jemco Bore Water	5.80	0.27	0.26	< 0.05	0.03	< 0.05	< 0.001	0.02	< 0.5	0.04	0.26
May-21	Baganhattu Bore water	20.70	0.60	0.33	< 0.05	0.03	< 0.05	< 0.001	0.06	< 0.5	0.03	0.34
	SonariBore water	30.20	0.24	0.25	< 0.05	0.03	< 0.05	< 0.001	0.09	< 0.5	0.04	0.25
	Parvati GhatBore water	15.00	1.26	0.12	< 0.05	0.04	< 0.05	< 0.001	0.13	< 0.5	0.03	0.34
	Jugsalai Bore Water	13.10	1.02	0.12	< 0.05	0.04	< 0.05	< 0.001	0.06	< 0.5	0.02	0.25
	Jemco Bore Water	11.50	0.87	0.39	< 0.05	0.02	< 0.05	< 0.001	0.10	< 0.5	0.02	0.31
Jun-21	Baganhattu Bore water	10.12	0.78	0.29	< 0.05	0.03	< 0.05	< 0.001	0.06	< 0.5	0.03	0.35
	SonariBore water	8.91	0.53	0.22	< 0.05	0.04	< 0.05	< 0.001	0.09	< 0.5	0.04	0.26
	Parvati GhatBore water	2.30	1.15	0.11	< 0.05	0.03	< 0.05	< 0.001	0.13	< 0.5	0.03	0.35
	Jugsalai Bore Water	1.32	0.62	0.11	< 0.05	0.03	< 0.05	< 0.001	0.06	< 0.5	0.02	0.26
	Jemco Bore Water	4.30	0.72	0.35	< 0.05	0.03	< 0.05	< 0.001	0.10	< 0.5	0.03	0.32
Jul-21	Baganhattu Bore water	9.20	0.88	0.26	< 0.05	0.06	< 0.05	< 0.001	0.06	< 0.5	0.04	0.02
	SonariBore water	8.10	0.17	0.20	< 0.05	0.05	< 0.05	< 0.001	0.09	< 0.5	0.03	0.01
	Parvati GhatBore water	0.10	0.80	0.09	< 0.05	0.06	< 0.05	< 0.001	0.13	< 0.5	0.03	0.02
	Jugsalai Bore Water	1.20	0.68	0.09	< 0.05	0.02	< 0.05	< 0.001	0.06	< 0.5	0.02	0.01
	Jemco Bore Water	0.09	0.76	0.32	< 0.05	0.03	< 0.05	< 0.001	0.11	< 0.5	0.02	0.01
Aug-21	Baganhattu Bore water	10.63	0.51	0.02	< 0.05	0.03	< 0.05	< 0.001	0.06	< 0.5	0.03	0.06
	SonariBore water	9.36	1.12	0.02	< 0.05	0.05	< 0.05	< 0.001	0.05	< 0.5	0.04	0.11
	Parvati GhatBore water	2.42	0.60	0.05	< 0.05	0.03	< 0.05	< 0.001	0.04	< 0.5	0.03	0.09
	Jugsalai Bore Water	1.39	0.70	0.03	< 0.05	0.04	< 0.05	< 0.001	0.09	< 0.5	0.03	0.47
	Jemco Bore Water	4.52	0.89	0.05	< 0.05	0.06	< 0.05	< 0.001	0.11	< 0.5	0.02	0.05
Sep-21	Baganhattu Bore water	44.80	0.01	0.01	< 0.05	0.02	< 0.05	< 0.001	0.04	< 0.5	0.02	0.02
	SonariBore water	24.40	0.41	0.01	< 0.05	0.03	< 0.05	< 0.001	0.11	< 0.5	0.02	0.02
	Parvati GhatBore water	9.30	0.23	0.03	< 0.05	0.03	< 0.05	< 0.001	0.12	< 0.5	0.03	0.08
	Jugsalai Bore Water	5.80	0.57	0.02	< 0.05	0.05	< 0.05	< 0.001	0.06	< 0.5	0.04	0.04
	Jemco Bore Water	5.60	0.66	0.03	< 0.05	0.03	< 0.05	< 0.001	0.09	< 0.5	0.03	0.01

J. Nagayama Reddy

**Sr. Manager
Monitoring and Analysis**

Anoop Srivastava

**Head
Environment Monitoring, Testing & Analysis (TSJ)**



TATA STEEL LIMITED

GROUNDWATER MONITORING - Done by NABL/ MoEF Certified Lab (APR-21 to SEP-21)



TC- 8363

Month	Sampling Locations	Residual Chlorine as Cl	Sulphide as S ⁻²	Phenolic Compounds as Phenols	Total Cyanide	Free Cyanide	Arsenic as As	Mercury	Aluminum	Vanadium	PAH
		mg/L	mg/L	mg/L	mg/L	mg/L	mg/L	mg/L	mg/L	mg/L	mg/L
Apr-21	Baganhattu Bore water	< 1.0	0.03	<0.1	< 0.01	< 0.01	< 0.005	< 0.001	< 0.03	< 0.01	Absent
	SonariBore water	< 1.0	0.04	<0.1	< 0.01	< 0.01	< 0.005	< 0.001	< 0.03	< 0.01	Absent
	Parvati GhatBore water	< 1.0	0.05	<0.1	< 0.01	< 0.01	< 0.005	< 0.001	< 0.03	< 0.01	Absent
	Jugsalai Bore Water	< 1.0	0.15	<0.1	< 0.01	< 0.01	< 0.005	< 0.001	< 0.03	< 0.01	Absent
	Jemco Bore Water	< 1.0	0.05	<0.1	< 0.01	< 0.01	< 0.005	< 0.001	< 0.03	< 0.01	Absent
May-21	Baganhattu Bore water	< 1.0	0.06	<0.1	< 0.01	< 0.01	< 0.005	< 0.001	< 0.03	< 0.01	Absent
	SonariBore water	< 1.0	0.07	<0.1	< 0.01	< 0.01	< 0.005	< 0.001	< 0.03	< 0.01	Absent
	Parvati GhatBore water	< 1.0	0.05	<0.1	< 0.01	< 0.01	< 0.005	< 0.001	< 0.03	< 0.01	Absent
	Jugsalai Bore Water	< 1.0	0.04	<0.1	< 0.01	< 0.01	< 0.005	< 0.001	< 0.03	< 0.01	Absent
	Jemco Bore Water	< 1.0	0.06	<0.1	< 0.01	< 0.01	< 0.005	< 0.001	< 0.03	< 0.01	Absent
Jun-21	Baganhattu Bore water	< 1.0	0.15	<0.1	< 0.01	< 0.01	< 0.005	< 0.001	< 0.03	< 0.01	Absent
	SonariBore water	< 1.0	0.05	<0.1	< 0.01	< 0.01	< 0.005	< 0.001	< 0.03	< 0.01	Absent
	Parvati GhatBore water	< 1.0	0.06	<0.1	< 0.01	< 0.01	< 0.005	< 0.001	< 0.03	< 0.01	Absent
	Jugsalai Bore Water	< 1.0	0.07	<0.1	< 0.01	< 0.01	< 0.005	< 0.001	< 0.03	< 0.01	Absent
	Jemco Bore Water	< 1.0	0.05	<0.1	< 0.01	< 0.01	< 0.005	< 0.001	< 0.03	< 0.01	Absent
Jul-21	Baganhattu Bore water	< 1.0	0.08	<0.1	< 0.01	< 0.01	< 0.005	< 0.001	< 0.03	< 0.01	Absent
	SonariBore water	< 1.0	0.02	<0.1	< 0.01	< 0.01	< 0.005	< 0.001	< 0.03	< 0.01	Absent
	Parvati GhatBore water	< 1.0	0.01	<0.1	< 0.01	< 0.01	< 0.005	< 0.001	< 0.03	< 0.01	Absent
	Jugsalai Bore Water	< 1.0	0.01	<0.1	< 0.01	< 0.01	< 0.005	< 0.001	< 0.03	< 0.01	Absent
	Jemco Bore Water	< 1.0	0.09	<0.1	< 0.01	< 0.01	< 0.005	< 0.001	< 0.03	< 0.01	Absent
Aug-21	Baganhattu Bore water	< 1.0	0.15	<0.1	< 0.01	< 0.01	< 0.005	< 0.001	< 0.03	< 0.01	Absent
	SonariBore water	< 1.0	0.05	<0.1	< 0.01	< 0.01	< 0.005	< 0.001	< 0.03	< 0.01	Absent
	Parvati GhatBore water	< 1.0	0.06	<0.1	< 0.01	< 0.01	< 0.005	< 0.001	< 0.03	< 0.01	Absent
	Jugsalai Bore Water	< 1.0	0.07	<0.1	< 0.01	< 0.01	< 0.005	< 0.001	< 0.03	< 0.01	Absent
	Jemco Bore Water	< 1.0	0.05	<0.1	< 0.01	< 0.01	< 0.005	< 0.001	< 0.03	< 0.01	Absent
Sep-21	Baganhattu Bore water	< 1.0	0.08	<0.1	< 0.01	< 0.01	< 0.005	< 0.001	< 0.03	< 0.01	Absent
	SonariBore water	< 1.0	0.09	<0.1	< 0.01	< 0.01	< 0.005	< 0.001	< 0.03	< 0.01	Absent
	Parvati GhatBore water	< 1.0	0.06	<0.1	< 0.01	< 0.01	< 0.005	< 0.001	< 0.03	< 0.01	Absent
	Jugsalai Bore Water	< 1.0	0.08	<0.1	< 0.01	< 0.01	< 0.005	< 0.001	< 0.03	< 0.01	Absent
	Jemco Bore Water	< 1.0	0.08	<0.1	< 0.01	< 0.01	< 0.005	< 0.001	< 0.03	< 0.01	Absent

J. Nagayama Reddy

**Sr. Manager
Monitoring and Analysis**

Anoop Srivastava

**Head
Environment Monitoring, Testing & Analysis (TSJ)**



TATA STEEL LIMITED
ENVIRONMENT MANAGEMENT DEPARTMENT- LABORATORY
RIVER WATER MONITORING DONE BY NABL/MoEF LAB (APR-21 to SEP-21)



TC- 8363

Month	Locations	pH	Temperature	Conductivity	Turbidity	Total Dissolved Solids	TSS	Color	Odor
		--	oC	μMho/Cm	NTU	mg/L	mg/L	CU	--
Apr-21	KHARKHAI RIVER (NEAR DUMUHANI)	8.24	32.30	388.00	12.15	190.12	<10	< 1.0	Agreeable
	KHARKHAI RIVER (NEAR ADITYAPUR BRIDGE)	7.39	31.40	1076.00	10.08	527.24	<10	< 1.0	Agreeable
	SWARNREKHA RIVER(NEAR BAGUN HATU)	7.49	31.70	460.00	31.32	225.40	<10	< 1.0	Agreeable
	SWARNREKHA RIVER(NEAR MANGO BRIDGE)	7.76	31.20	236.00	26.82	115.64	<10	< 1.0	Agreeable
May-21	KHARKHAI RIVER (NEAR DUMUHANI)	8.22	30.80	409.00	11.12	200.40	<10	< 1.0	Agreeable
	KHARKHAI RIVER (NEAR ADITYAPUR BRIDGE)	7.95	30.80	914.00	14.21	447.90	<10	< 1.0	Agreeable
	SWARNREKHA RIVER(NEAR BAGUN HATU)	7.57	31.00	510.00	4.00	249.90	<10	< 1.0	Agreeable
	SWARNREKHA RIVER(NEAR MANGO BRIDGE)	7.36	31.00	294.00	1.62	144.10	<10	< 1.0	Agreeable
Jun-21	KHARKHAI RIVER (NEAR DUMUHANI)	8.29	31.70	280.00	36.30	137.20	26.00	< 1.0	Agreeable
	KHARKHAI RIVER (NEAR ADITYAPUR BRIDGE)	8.25	32.10	280.00	12.20	137.20	<10	< 1.0	Agreeable
	SWARNREKHA RIVER(NEAR BAGUN HATU)	7.75	31.20	180.00	39.20	88.20	32.00	< 1.0	Agreeable
	SWARNREKHA RIVER(NEAR MANGO BRIDGE)	7.81	31.30	177.00	44.90	86.73	38.00	< 1.0	Agreeable
Jul-21	KHARKHAI RIVER (NEAR DUMUHANI)	8.00	28.90	263.00	13.50	128.90	<10	< 1.0	Agreeable
	KHARKHAI RIVER (NEAR ADITYAPUR BRIDGE)	8.20	29.10	235.00	11.20	115.20	<10	< 1.0	Agreeable
	SWARNREKHA RIVER(NEAR BAGUN HATU)	8.27	28.90	296.00	34.80	145.00	27.00	< 1.0	Agreeable
	SWARNREKHA RIVER(NEAR MANGO BRIDGE)	8.26	28.60	232.00	29.80	113.70	23.00	< 1.0	Agreeable
Aug-21	KHARKHAI RIVER (NEAR DUMUHANI)	7.91	26.70	238.00	13.00	116.62	10.00	< 1.0	Agreeable
	KHARKHAI RIVER (NEAR ADITYAPUR BRIDGE)	8.16	27.20	289.00	33.70	141.61	38.00	< 1.0	Agreeable
	SWARNREKHA RIVER(NEAR BAGUN HATU)	8.27	26.60	312.00	77.00	152.88	62.00	< 1.0	Agreeable
	SWARNREKHA RIVER(NEAR MANGO BRIDGE)	7.86	26.60	295.00	46.00	144.55	37.00	< 1.0	Agreeable
Sep-21	KHARKHAI RIVER (NEAR DUMUHANI)	8.09	28.50	215.00	17.15	107.50	15.00	< 1.0	Agreeable
	KHARKHAI RIVER (NEAR ADITYAPUR BRIDGE)	8.09	28.90	221.00	5.94	110.50	4.00	< 1.0	Agreeable
	SWARNREKHA RIVER (NEAR BAGUN HATU)	8.26	25.60	344.00	59.00	172.00	55.00	< 1.0	Agreeable
	SWARNREKHA RIVER (NEAR MANGO BRIDGE)	7.99	25.60	149.00	87.00	74.50	70.00	< 1.0	Agreeable

J. Nagarajana Reddy

Sr. Manager
Monitoring and Analysis

Anoop Srivastava

Head
Environment Monitoring, Testing & Analysis (TSJ)



TATA STEEL LIMITED
ENVIRONMENT MANAGEMENT DEPARTMENT- LABORATORY
RIVER WATER MONITORING DONE BY NABL/MoEF LAB (APR-21 to SEP-21)



TC- 8363

Month	Locations	Alkalinity	Total Hardness	Calcium hardness (as CaCO ₃)	Magnesium hardness (as CaCO ₃)	Chloride
		mg/L	mg/L	mg/L	mg/L	mg/L
Apr-21	KHARKHAI RIVER (NEAR DUMUHANI)	152.0	120.3	88.6	31.7	41.98
	KHARKHAI RIVER (NEAR ADITYAPUR BRIDGE)	420.0	189.9	147.7	42.2	96.96
	SWARNREKHA RIVER(NEAR BAGUN HATU)	132.0	103.4	61.2	42.2	62.98
	SWARNREKHA RIVER(NEAR MANGO BRIDGE)	116.0	71.7	44.3	27.4	21.99
May-21	KHARKHAI RIVER (NEAR DUMUHANI)	188.4	109.0	72.0	37.0	37.9
	KHARKHAI RIVER (NEAR ADITYAPUR BRIDGE)	121.0	265.0	164.0	101.0	89.9
	SWARNREKHA RIVER(NEAR BAGUN HATU)	176.6	113.0	65.8	47.2	68.9
	SWARNREKHA RIVER(NEAR MANGO BRIDGE)	196.8	102.0	61.7	40.3	24.9
Jun-21	KHARKHAI RIVER (NEAR DUMUHANI)	78.0	125.0	100.0	25.0	34.13
	KHARKHAI RIVER (NEAR ADITYAPUR BRIDGE)	106.0	80.2	64.2	16.0	82.32
	SWARNREKHA RIVER(NEAR BAGUN HATU)	120.0	122.4	97.9	24.5	9.9
	SWARNREKHA RIVER(NEAR MANGO BRIDGE)	120.0	120.3	96.3	24.1	12.9
Jul-21	KHARKHAI RIVER (NEAR DUMUHANI)	124.0	105.0	83.7	21.4	23.99
	KHARKHAI RIVER (NEAR ADITYAPUR BRIDGE)	120.0	79.8	62.8	17.1	17.99
	SWARNREKHA RIVER(NEAR BAGUN HATU)	116.0	106.4	85.1	21.3	25.99
	SWARNREKHA RIVER(NEAR MANGO BRIDGE)	112.0	114.9	91.9	23.0	13.99
Aug-21	KHARKHAI RIVER (NEAR DUMUHANI)	96.8	112.0	89.6	22.4	23.99
	KHARKHAI RIVER (NEAR ADITYAPUR BRIDGE)	112.0	91.3	83.7	7.6	19.07
	SWARNREKHA RIVER(NEAR BAGUN HATU)	104.8	82.6	66.1	16.5	55.98
	SWARNREKHA RIVER(NEAR MANGO BRIDGE)	125.0	78.9	63.1	15.8	41.98
Sep-21	KHARKHAI RIVER (NEAR DUMUHANI)	84.0	75.1	60.1	15.1	17.99
	KHARKHAI RIVER (NEAR ADITYAPUR BRIDGE)	96.0	88.0	62.2	25.8	13.99
	SWARNREKHA RIVER (NEAR BAGUN HATU)	84.0	88.0	64.4	23.6	59.98
	SWARNREKHA RIVER (NEAR MANGO BRIDGE)	60.0	60.1	42.9	17.2	9.99

J. Nagayama Reddy

Sr. Manager
Monitoring and Analysis

Anoop Srivastava

Head
Environment Monitoring, Testing & Analysis (TSJ)



TATA STEEL LIMITED
ENVIRONMENT MANAGEMENT DEPARTMENT- LABORATORY
RIVER WATER MONITORING DONE BY NABL/MoEF LAB (APR-21 to SEP-21)



TC- 8363

Month	Locations	SO ₄ ⁻²	Nitrate Nitrogen as NO ₃	Flouride as F ⁻	SiO ₂	Fe	Mn
		mg/L	mg/L	mg/L	mg/L	mg/L	mg/L
Apr-21	KHARKHAI RIVER (NEAR DUMUHANI)	37.3	6.60	0.17	8.15	0.10	< 0.05
	KHARKHAI RIVER (NEAR ADITYAPUR BRIDGE)	30.8	6.50	0.21	20.70	0.11	< 0.05
	SWARNREKHA RIVER(NEAR BAGUN HATU)	11.2	6.60	0.84	10.50	0.10	< 0.05
	SWARNREKHA RIVER(NEAR MANGO BRIDGE)	14.7	7.50	0.13	10.10	0.28	< 0.05
May-21	KHARKHAI RIVER (NEAR DUMUHANI)	14.8	11.90	0.03	8.45	0.33	< 0.05
	KHARKHAI RIVER (NEAR ADITYAPUR BRIDGE)	16.8	24.70	0.07	13.15	0.19	< 0.05
	SWARNREKHA RIVER(NEAR BAGUN HATU)	35.6	6.50	0.88	4.90	0.12	< 0.05
	SWARNREKHA RIVER(NEAR MANGO BRIDGE)	33.2	17.20	0.18	9.10	0.12	< 0.05
Jun-21	KHARKHAI RIVER (NEAR DUMUHANI)	39.9	5.20	0.58	14.90	0.30	< 0.05
	KHARKHAI RIVER (NEAR ADITYAPUR BRIDGE)	39.7	7.90	0.57	16.45	0.17	< 0.05
	SWARNREKHA RIVER(NEAR BAGUN HATU)	24.6	7.20	0.17	12.55	0.11	< 0.05
	SWARNREKHA RIVER(NEAR MANGO BRIDGE)	33.1	5.90	0.56	11.70	0.11	< 0.05
Jul-21	KHARKHAI RIVER (NEAR DUMUHANI)	30.7	3.00	0.21	6.51	0.27	< 0.05
	KHARKHAI RIVER (NEAR ADITYAPUR BRIDGE)	28.4	3.60	0.24	8.66	0.15	< 0.05
	SWARNREKHA RIVER(NEAR BAGUN HATU)	26.6	8.00	0.33	7.84	0.10	< 0.05
	SWARNREKHA RIVER(NEAR MANGO BRIDGE)	23.0	3.10	0.19	6.95	0.10	< 0.05
Aug-21	KHARKHAI RIVER (NEAR DUMUHANI)	39.9	4.90	0.62	7.16	0.24	< 0.05
	KHARKHAI RIVER (NEAR ADITYAPUR BRIDGE)	39.7	5.80	0.23	9.53	0.14	< 0.05
	SWARNREKHA RIVER(NEAR BAGUN HATU)	24.6	7.90	0.27	8.62	0.09	< 0.05
	SWARNREKHA RIVER(NEAR MANGO BRIDGE)	33.1	6.20	0.36	7.65	0.09	< 0.05
Sep-21	KHARKHAI RIVER (NEAR DUMUHANI)	90.0	3.10	0.11	12.30	0.09	< 0.05
	KHARKHAI RIVER (NEAR ADITYAPUR BRIDGE)	82.0	6.00	0.25	12.42	0.14	< 0.05
	SWARNREKHA RIVER(NEAR BAGUN HATU)	96.0	8.80	0.00	11.54	0.11	< 0.05
	SWARNREKHA RIVER(NEAR MANGO BRIDGE)	92.0	5.70	0.02	11.52	0.09	< 0.05

Sr. Manager
Monitoring and Analysis

Head
Environment Monitoring, Testing & Analysis (TSJ)



TATA STEEL LIMITED
ENVIRONMENT MANAGEMENT DEPARTMENT- LABORATORY
RIVER WATER MONITORING DONE BY NABL/MoEF LAB (APR-21 to SEP-21)



TC- 8363

Month	Locations	Cr (VI)	Cu	Cr	Cd	Ni	Zn	Pb	Nitrogen (Ammonia) as N	O & G	COD
		mg/L	mg/L	mg/L	mg/L	mg/L	mg/L	mg/L	mg/L	mg/L	mg/L
Apr-21	KHARKHAI RIVER (NEAR DUMUHANI)	< 0.05	< 0.03	< 0.05	< 0.01	< 0.01	< 0.1	< 0.05	0.48	< 1.0	60
	KHARKHAI RIVER (NEAR ADITYAPUR BRIDGE)	< 0.05	< 0.03	< 0.05	< 0.01	< 0.01	< 0.1	< 0.05	0.60	< 1.0	40
	SWARNREKHA RIVER(NEAR BAGUN HATU)	< 0.05	< 0.03	< 0.05	< 0.01	< 0.01	< 0.1	< 0.05	1.00	< 1.0	40
	SWARNREKHA RIVER(NEAR MANGO BRIDGE)	< 0.05	< 0.03	< 0.05	< 0.01	< 0.01	< 0.1	< 0.05	0.65	< 1.0	30
May-21	KHARKHAI RIVER (NEAR DUMUHANI)	< 0.05	< 0.03	< 0.05	< 0.01	< 0.01	< 0.1	< 0.05	0.36	< 1.0	50
	KHARKHAI RIVER (NEAR ADITYAPUR BRIDGE)	< 0.05	< 0.03	< 0.05	< 0.01	< 0.01	< 0.1	< 0.05	0.55	< 1.0	70
	SWARNREKHA RIVER(NEAR BAGUN HATU)	< 0.05	< 0.03	< 0.05	< 0.01	< 0.01	< 0.1	< 0.05	0.32	< 1.0	54
	SWARNREKHA RIVER(NEAR MANGO BRIDGE)	< 0.05	< 0.03	< 0.05	< 0.01	< 0.01	< 0.1	< 0.05	0.35	< 1.0	39
Jun-21	KHARKHAI RIVER (NEAR DUMUHANI)	< 0.05	< 0.03	< 0.05	< 0.01	< 0.01	< 0.1	< 0.05	0.44	< 1.0	54
	KHARKHAI RIVER (NEAR ADITYAPUR BRIDGE)	< 0.05	< 0.03	< 0.05	< 0.01	< 0.01	< 0.1	< 0.05	0.60	< 1.0	51
	SWARNREKHA RIVER(NEAR BAGUN HATU)	< 0.05	< 0.03	< 0.05	< 0.01	< 0.01	< 0.1	< 0.05	0.37	< 1.0	38
	SWARNREKHA RIVER(NEAR MANGO BRIDGE)	< 0.05	< 0.03	< 0.05	< 0.01	< 0.01	< 0.1	< 0.05	0.59	< 1.0	40
Jul-21	KHARKHAI RIVER (NEAR DUMUHANI)	< 0.05	< 0.03	< 0.05	< 0.01	< 0.01	< 0.1	< 0.05	0.36	< 1.0	67
	KHARKHAI RIVER (NEAR ADITYAPUR BRIDGE)	< 0.05	< 0.03	< 0.05	< 0.01	< 0.01	< 0.1	< 0.05	0.84	< 1.0	74
	SWARNREKHA RIVER(NEAR BAGUN HATU)	< 0.05	< 0.03	< 0.05	< 0.01	< 0.01	< 0.1	< 0.05	0.64	< 1.0	50
	SWARNREKHA RIVER(NEAR MANGO BRIDGE)	< 0.05	< 0.03	< 0.05	< 0.01	< 0.01	< 0.1	< 0.05	0.67	< 1.0	46
Aug-21	KHARKHAI RIVER (NEAR DUMUHANI)	< 0.05	< 0.03	< 0.05	< 0.01	< 0.01	< 0.1	< 0.05	0.24	< 1.0	70
	KHARKHAI RIVER (NEAR ADITYAPUR BRIDGE)	< 0.05	< 0.03	< 0.05	< 0.01	< 0.01	< 0.1	< 0.05	0.19	< 1.0	83
	SWARNREKHA RIVER(NEAR BAGUN HATU)	< 0.05	< 0.03	< 0.05	< 0.01	< 0.01	< 0.1	< 0.05	0.56	< 1.0	107
	SWARNREKHA RIVER(NEAR MANGO BRIDGE)	< 0.05	< 0.03	< 0.05	< 0.01	< 0.01	< 0.1	< 0.05	0.37	< 1.0	79
Sep-21	KHARKHAI RIVER (NEAR DUMUHANI)	< 0.05	< 0.03	< 0.05	< 0.01	0.04	< 0.1	< 0.05	0.30	< 1.0	71
	KHARKHAI RIVER (NEAR ADITYAPUR BRIDGE)	< 0.05	0.03	< 0.05	< 0.01	0.06	< 0.1	< 0.05	0.04	< 1.0	53
	SWARNREKHA RIVER(NEAR BAGUN HATU)	< 0.05	0.05	< 0.05	< 0.01	0.12	< 0.1	< 0.05	0.20	< 1.0	73
	SWARNREKHA RIVER(NEAR MANGO BRIDGE)	< 0.05	< 0.03	< 0.05	< 0.01	0.1	< 0.1	< 0.05	0.03	< 1.0	60

J. Nagarajana Reddy


Sr. Manager
Monitoring and Analysis

Anoop Srivastava


Head
Environment Monitoring, Testing & Analysis (TSJ)

TATA STEEL LIMITED
ENVIRONMENT MANAGEMENT DEPARTMENT- LABORATORY
RIVER WATER MONITORING DONE BY NABL/MoEF LAB (APR-21 to SEP-21)

Month	Locations	BOD (3days at 270C)	Barium as Ba	Boron as B	Residual Chlorine as Cl	Sulphide as S ⁻²	Phenolic Compounds as Phenols	Cyanide as CN	Arsenic as As	Selenium as Se	Mercury	Molybdenum as Mo	Aluminum
		mg/L	mg/L	mg/L	mg/L	mg/L	mg/L	mg/L	mg/L	mg/L	mg/L	mg/L	mg/L
Apr-21	KHARKHAI RIVER (NEAR DUMUHANI)	4.9	< 1.0	< 1.0	< 1.0	0.08	0.08	< 0.01	< 0.01	< 0.01	< 0.01	< 0.01	< 0.02
	KHARKHAI RIVER (NEAR ADITYAPUR BRIDGE)	3.2	< 1.0	< 1.0	< 1.0	0.1	0.05	< 0.01	< 0.01	< 0.01	< 0.01	< 0.01	< 0.02
	SWARNREKHA RIVER(NEAR BAGUN HATU)	2	< 1.0	< 1.0	< 1.0	0.06	0.1	< 0.01	< 0.01	< 0.01	< 0.01	< 0.01	< 0.02
	SWARNREKHA RIVER(NEAR MANGO BRIDGE)	2	< 1.0	< 1.0	< 1.0	0.06	0.08	< 0.01	< 0.01	< 0.01	< 0.01	< 0.01	< 0.02
May-21	KHARKHAI RIVER (NEAR DUMUHANI)	4.8	< 1.0	< 1.0	< 1.0	0.06	0.02	< 0.01	< 0.01	< 0.01	< 0.01	< 0.01	< 0.02
	KHARKHAI RIVER (NEAR ADITYAPUR BRIDGE)	7.8	< 1.0	< 1.0	< 1.0	0.05	0.01	< 0.01	< 0.01	< 0.01	< 0.01	< 0.01	< 0.02
	SWARNREKHA RIVER(NEAR BAGUN HATU)	6.2	< 1.0	< 1.0	< 1.0	0.06	0.03	< 0.01	< 0.01	< 0.01	< 0.01	< 0.01	< 0.02
	SWARNREKHA RIVER(NEAR MANGO BRIDGE)	4.8	< 1.0	< 1.0	< 1.0	0.08	0.02	< 0.01	< 0.01	< 0.01	< 0.01	< 0.01	< 0.02
Jun-21	KHARKHAI RIVER (NEAR DUMUHANI)	5.1	< 1.0	< 1.0	< 1.0	0.05	0.05	< 0.01	< 0.01	< 0.01	< 0.01	< 0.01	< 0.02
	KHARKHAI RIVER (NEAR ADITYAPUR BRIDGE)	4.5	< 1.0	< 1.0	< 1.0	0.01	0.04	< 0.01	< 0.01	< 0.01	< 0.01	< 0.01	< 0.02
	SWARNREKHA RIVER(NEAR BAGUN HATU)	3.2	< 1.0	< 1.0	< 1.0	0.02	0.06	< 0.01	< 0.01	< 0.01	< 0.01	< 0.01	< 0.02
	SWARNREKHA RIVER(NEAR MANGO BRIDGE)	4.9	< 1.0	< 1.0	< 1.0	0.06	0.05	< 0.01	< 0.01	< 0.01	< 0.01	< 0.01	< 0.02
Jul-21	KHARKHAI RIVER (NEAR DUMUHANI)	6.4	< 1.0	< 1.0	< 1.0	0.02	0.06	< 0.01	< 0.01	< 0.01	< 0.01	< 0.01	< 0.02
	KHARKHAI RIVER (NEAR ADITYAPUR BRIDGE)	6.6	< 1.0	< 1.0	< 1.0	0.03	0.05	< 0.01	< 0.01	< 0.01	< 0.01	< 0.01	< 0.02
	SWARNREKHA RIVER(NEAR BAGUN HATU)	5.2	< 1.0	< 1.0	< 1.0	0.08	0.02	< 0.01	< 0.01	< 0.01	< 0.01	< 0.01	< 0.02
	SWARNREKHA RIVER(NEAR MANGO BRIDGE)	4.2	< 1.0	< 1.0	< 1.0	0.08	0.02	< 0.01	< 0.01	< 0.01	< 0.01	< 0.01	< 0.02
Aug-21	KHARKHAI RIVER (NEAR DUMUHANI)	5.4	< 1.0	< 1.0	< 1.0	0.02	0.03	< 0.01	< 0.01	< 0.01	< 0.01	< 0.01	< 0.02
	KHARKHAI RIVER (NEAR ADITYAPUR BRIDGE)	6.5	< 1.0	< 1.0	< 1.0	0.03	0.02	< 0.01	< 0.01	< 0.01	< 0.01	< 0.01	< 0.02
	SWARNREKHA RIVER(NEAR BAGUN HATU)	11.7	< 1.0	< 1.0	< 1.0	0.08	0.03	< 0.01	< 0.01	< 0.01	< 0.01	< 0.01	< 0.02
	SWARNREKHA RIVER(NEAR MANGO BRIDGE)	6.5	< 1.0	< 1.0	< 1.0	0.04	0.02	< 0.01	< 0.01	< 0.01	< 0.01	< 0.01	< 0.02
Sep-21	KHARKHAI RIVER (NEAR DUMUHANI)	8.6	< 1.0	< 1.0	< 1.0	0.04	0.01	0.02	< 0.01	< 0.01	< 0.01	< 0.01	< 0.02
	KHARKHAI RIVER (NEAR ADITYAPUR BRIDGE)	6.4	< 1.0	< 1.0	< 1.0	0.05	0.01	0.04	< 0.01	< 0.01	< 0.01	< 0.01	< 0.02
	SWARNREKHA RIVER(NEAR BAGUN HATU)	8.6	< 1.0	< 1.0	< 1.0	0.01	0.03	< 0.01	< 0.01	< 0.01	< 0.01	< 0.01	< 0.02
	SWARNREKHA RIVER(NEAR MANGO BRIDGE)	7.5	< 1.0	< 1.0	< 1.0	0.02	0.02	< 0.01	< 0.01	< 0.01	< 0.01	< 0.01	< 0.02



Sr. Manager
Monitoring and Analysis



Head
Environment Monitoring, Testing & Analysis (TSJ)



TATA STEEL LIMITED
ENVIRONMENT MANAGEMENT DEPARTMENT - LABORATORY
WORKS DRAINS EFFLUENT QUALITY TEST REPORT SUMMARY FROM APR-21 to SEP-21



TC- 8363

Sample Location	Parameter	UoM	Apr-21			May-21			Jun-21			Jul-21			Aug-21			Sep-21		
			Max	Min	Avg	Max	Min	Avg	Max	Min	Avg	Max	Min	Avg	Max	Min	Avg	Max	Min	Avg
Susun Gharia Drain	pH	-	8.4	7.6	7.9	8.2	7.8	8.0	8.2	7.7	8.0	8.2	7.8	8.0	8.03	7.3	7.9	8.1	7.2	7.9
	Total Suspended solids	mg/L	73.0	36.0	51.9	65.0	27.0	45.5	75.0	28.0	46.0	58.0	30.0	43.7	70	34.0	52.1	97.0	18.0	54.7
	Oil & Grease	mg/L	3.2	1.6	2.4	3.2	0.2	1.9	3.6	1.2	2.1	2.0	0.4	1.1	2.0	1.2	1.6	3.2	0.1	1.7
	Ammonical Nitrogen (as N)	mg/L	28.2	1.5	4.2	6.8	0.2	2.9	8.2	1.4	4.1	19.7	1.6	4.3	9.0	1.2	3.5	12.2	2.0	5.1
	Cyanide (as CN-)	mg/L	0.18	0.13	0.15	0.18	0.09	0.15	0.17	0.10	0.14	0.17	0.04	0.13	0.16	0.11	0.13	0.18	0.10	0.14
	Biological Oxygen Demand, BOD	mg/L	12.2	4.8	9.0	11.1	6.5	8.8	10.5	4.5	7.6	14.6	4.9	8.9	15.8	6.1	10.9	14.7	8.1	10.8
	Chemical Oxygen Demand, COD	mg/L	158	53	107	119	51	84	134	56	81	149	42	91	157	61	113	155	78	110
Phenol	mg/L	0.45	0.06	0.29	0.90	0.01	0.18	0.25	0.04	0.14	0.20	0.04	0.14	0.16	0.05	0.11	0.15	0.07	0.11	

Note

Standards applicable as per Environment (Protection) (Third Amendment) Rules, 2012 issued in Gazette of India Notification vide No.: G. S. R. 277 (E) dated March 31, 2012.

Sr. Manager
Monitoring and Analysis

Head
Environment Monitoring, Testing & Analysis (TSJ)

SN	Area	UoM	Apr-21		May-21		Jun-21		Jul-21		Aug-21		Sep-21	
			Day	Night	Day	Night	Day	Night	Day	Night	Day	Night	Day	Night
A)	SILENCE ZONE													
1	TMH (Near Statue)	dB(A) Leq	73.8	ND	68.9	ND	64.5	ND	70.5	66.3	68.6	66.3	69.2	62.3
2	JUSCO School Kadma		71.7	ND	67.2	ND	71.7	ND	72.6	68	68.2	64.1	68.0	69.4
3	Narbheram School Bistupur		83.1	ND	75.2	ND	80.5	ND	65.1	66.1	80.9	68.5	79.6	74.1
4	South Park School Bistupur		66.9	ND	62.1	ND	64.4	ND	62.5	61.5	66.4	64.0	68.5	70.8
5	Old Court Area (Jubilee Park Side)		77.0	ND	79.0	ND	68.1	ND	77.6	66.4	80.7	74.5	78.3	79.5
B)	RESIDENTIAL ZONE													
1	Circuit House Area (North)	dB(A) Leq	73.4	ND	72.5	ND	65.8	ND	71.2	64.2	75.2	60.1	70.1	62.2
2	B.H. Area		71.7	ND	67.3	ND	64.6	ND	64.8	60.8	64.7	62.4	66.3	60.4
3	Farm Area		63.7	ND	71.1	ND	67.6	ND	70.5	61.5	69.1	60.0	71.0	64.3
4	Baridih Basti		74.8	ND	75.1	ND	69.2	ND	78.7	66.9	70.2	68.3	73.7	61.0
5	Carriage Colony Burma Mines		69.4	ND	68.3	ND	66.1	ND	73.3	69.2	64.6	60.6	70.2	60.5
6	Agrico Colony		69.3	ND	71.1	ND	67.8	ND	73.4	68.5	65.6	58.9	72.1	58.6
7	South Park		79.0	ND	75.0	ND	73.5	ND	76.5	69.9	78.7	69.0	80.3	72.0
C)	COMMERCIAL ZONE													
1	Sakchi Market	dB(A) Leq	88.2	ND	70.8	ND	79.2	ND	82.0	71.2	74.2	70.5	72.1	76.8
2	Golmuri Market		71.4	ND	71.5	ND	76.6	ND	78.6	72.4	69.4	68.0	75.7	70.4
3	Burma Mines Market		78.5	ND	75.1	ND	70.5	ND	76.4	70.1	67.1	69.8	74.2	60.8
4	Apna Bazar Bistupur		80.8	ND	71.3	ND	79.1	ND	79.2	71.6	70.2	75.0	69.0	75.5
5	'R' Road Bistupur (behind Nalanda Hotel)		76.4	ND	69.4	ND	69.5	ND	65.4	60.3	68.5	69.3	66.5	73.2
D)	INDUSTRIAL ZONE													
1	EAST SIDE/ near HSM Drain	dB(A) Leq	72.3	ND	70.6	ND	69.1	ND	65.6	60.1	64.5	60.3	69.7	65.1
2	WEST SIDE /Near Ramm Mandir		70.6	ND	67.8	ND	76.8	ND	71.0	63.2	63.4	61.0	70.2	62.4
3	NORTH/ Garam Nalla drain		69.9	ND	72.1	ND	71.5	ND	63.4	58.2	69.4	70.5	77.7	68.3
4	NORTH EAST slag road gate		74.2	ND	73.5	ND	71.3	ND	69.7	63.5	60.6	61.4	72.9	69.4
5	NORTH WEST/General Office		68.3	ND	68.4	ND	67.8	ND	58.6	65.1	63.1	59.9	68.4	60.2
6	SOUTH EAST/Burmamines Gate		67.6	ND	69.7	ND	68.3	ND	65.0	58.3	62.8	67.2	69.5	70.0
7	SOUTH WEST/Jugsali Drain		73.8	ND	69.0	ND	70.6	ND	61.9	57.0	68.3	63.1	72.6	68.5

Note:


Standards applicable as per Noise Pollution (Regulation and Control) (Amendment) Rules, 2000 notified vide S. O. 1046 (E), dated 22-11-2000

This test report is generated by NABL Accredited TATA STEEL LIMITED JSR EMD LAB having accreditation No.TC-8363 dated 21-02-2019 having validity till 20-02-2022.

Note: Due to covid-19 lockdown night monitoring was not done (ND).



Sr. Manager
Monitoring and Analysis



Head
Environment Monitoring, Testing & Analysis (TSJ)



TATA STEEL LIMITED
ENVIRONMENT MANAGEMENT DEPARTMENT - LABORATORY
NOISE LEVEL MONITORING REPORT SUMMARY - FY 22 (Apr-Sep)



S.no	Area	UoM	Apr-21		May-21		Jun-21		Jul-21		Aug-21		Sep-21	
			Day	Night	Day	Night	Day	Night	Day	Night	Day	Night	Day	Night
1	Near N Road Boundary Wall		69.5	ND	74.0	ND	73.2	ND	70.0	67.3	63.2	60.1	75.2	69.4
2	Near L Town Boundary Wall		68.2	ND	74.0	ND	74.1	ND	74.3	69	71.4	76.2	80.1	79.0
3	Near Burma Mines Gate		67.6	ND	74.0	ND	68.5	ND	65.0	66.2	62.8	63.2	69.5	72.8
4	Near Jugsalai Gate		70.1	ND	74.0	ND	72.4	ND	73.6	70.1	67.2	65.4	72.8	68.1

Note:

Standards applicable as per Noise Pollution (Regulation and Control) (Amendment) Rules, 2000 notified vide S. O. 1046 (E), dated 22-11-2000

This test report is generated by NABL Accredited TATA STEEL LIMITED JSR EMD LAB having accreditation No.TC-8363 dated 21-02-2019 having validity till 20-02-2022

Note: Due to covid-19 lockdown night-time monitoring was not done (ND).

Sr. Manager
Monitoring and Analysis

Head
Environment Monitoring, Testing & Analysis
(TSJ)



TATA STEEL LIMITED
ENVIRONMENTAL MONITORING REPORT OF MAIN WORKS JAMSHEDPUR
ONLINE STACK MONITORING REPORT FROM APRIL 2021 TO SEPTEMBER 2021

SL. No.	Department	Stack	Apr'21			May'21			Jun'21		
			PM (mg/Nm3)	SO2 (mg/Nm3)	NOx (mg/Nm3)	PM (mg/Nm3)	SO2 (mg/Nm3)	NOx (mg/Nm3)	PM (mg/Nm3)	SO2 (mg/Nm3)	NOx (mg/Nm3)
1	Blast Furnace	C - Stove	<5	-	<5	<5	<5	6.9	<5	8.5	14.0
2	Blast Furnace	E - Stock & Cast House	<5	-	-	5.0	-	-	6.1	-	-
3	Blast Furnace	E - Stove	<5	98.9	23.1	<5	64.9	26.5	<5	65.8	32.7
4	Blast Furnace	F - Cast House	<5	-	-	<5	-	-	<5	-	-
5	Blast Furnace	F - PCI	12.6	-	-	11.4	-	-	10.1	-	-
6	Blast Furnace	F - Stock House-DE	<5	-	-	<5	-	-	<5	-	-
7	Blast Furnace	F - Stove	19.4	77.1	15.1	15.2	56.0	12.9	15.0	50.2	16.8
8	Blast Furnace	G - Cast House	<5	-	-	<5	-	-	<5	-	-
9	Blast Furnace	G - PCI-01	15.2	-	-	18.2	-	-	12.1	-	-
10	Blast Furnace	G - PCI-02	<5	-	-	<5	-	-	<5	-	-
11	Blast Furnace	G - PCI-03	6.2	-	-	<5	-	-	<5	-	-
12	Blast Furnace	G - Stock House	<5	-	-	<5	-	-	<5	-	-
13	Blast Furnace	G - Stove	<5	115.9	9.7	<5	99.8	11.7	<5	133.4	15.0
14	Blast Furnace	H - Cast House	<5	-	-	<5	-	-	<5	-	-
15	Blast Furnace	H - PCI-01	7.2	-	-	8.7	-	-	7.1	-	-
16	Blast Furnace	H - PCI-02	11.0	-	-	15.7	-	-	9.4	-	-
17	Blast Furnace	H - Stock House	<5	-	-	<5	-	-	<5	-	-
18	Blast Furnace	H - Stock House - DE	<5	-	-	<5	-	-	<5	-	-
19	Blast Furnace	H - Stove	<5	82.6	<5	<5	92.2	<5	<5	72.5	<5
20	Blast Furnace	HMPP	24.0	-	-	35.9	-	-	46.6	-	-
21	Blast Furnace	I - Cast House	9.6	-	-	9.1	-	-	9.0	-	-
22	Blast Furnace	I - PCI	<5	-	-	5.4	-	-	6.5	-	-
23	Blast Furnace	I - Stock House	8.1	-	-	8.7	-	-	9.8	-	-
24	Blast Furnace	I - Stove	<5	35.8	<5	<5	40.5	<5	<5	44.8	6.8
25	Coke Plant	Battery 05	8.0	-	-	7.8	-	-	7.9	-	-
26	Coke Plant	Battery 06	26.8	-	-	26.3	-	-	27.8	-	-
27	Coke Plant	Battery 07	27.8	218.0	172.6	30.5	227.1	192.8	36.3	-	-
28	Coke Plant	Battery 08	18.7	91.3	228.7	17.1	75.2	158.3	28.3	73.8	235.3
29	Coke Plant	Battery 09	12.4	210.9	208.8	8.7	111.9	154.4	12.4	127.3	137.5
30	Coke Plant	Battery 10	19.2	236.8	338.6	19.4	198.2	279.1	17.5	161.8	237.0
31	Coke Plant	Battery 10 Pushing Dedusting	<5	-	-	5.8	-	-	6.5	-	-
32	Coke Plant	Battery 11	25.4	118.3	192.1	32.8	82.7	177.9	31.5	53.0	170.2
33	Coke Plant	Battery 11 Pushing Dedusting	<5	-	-	8.2	-	-	6.6	-	-
34	LD 1	LD 01 - Ladle Furnace 01	9.5	-	-	5.1	-	-	5.9	-	-
35	LD 1	LD 01 - Ladle Furnace 02	6.5	-	-	9.6	-	-	9.3	-	-
36	LD 1	LD 01 - Ladle Furnace 03	8.9	-	-	10.4	-	-	7.8	-	-
37	LD 1	LD 01 - Secondary Emission	<5	-	-	<5	-	-	<5	-	-
38	LD 2	LD 02 - DE 01	6.6	-	-	<5	-	-	<5	-	-
39	LD 2	LD 02 - DE 02	6.1	-	-	6.2	-	-	6.1	-	-
40	LD 2	LD 02 - DE 03	<5	-	-	<5	-	-	<5	-	-
41	LD 2	LD 02 - DE 04	7.7	-	-	7.7	-	-	7.7	-	-
42	LD 2	LD 02 - DE 05	<5	-	-	<5	-	-	<5	-	-
43	LD 2	LD 02 - DE 06	7.9	-	-	8.0	-	-	8.2	-	-
44	LD 2	LD 02 - DE 07	<5	-	-	<5	-	-	<5	-	-
45	LD 2	LD 02 - DE 08	<5	-	-	<5	-	-	<5	-	-
46	LD 2	LD 02 - DE 09	<5	-	-	<5	-	-	5.8	-	-
47	LD 2	LD 02 - Ladle Furnace 01	17.2	-	-	20.1	-	-	15.6	-	-
48	LD 2	LD 02 - Ladle Furnace 02	18.3	-	-	12.0	-	-	<5	-	-
49	LD 2	LD 02 - Secondary Emission - 01	5.1	-	-	<5	-	-	7.9	-	-
50	LD 2	LD 02 - Secondary Emission - 02	14.3	-	-	15.0	-	-	MSD	-	-
51	LD 2	LD 02 - Secondary Emission - 03	6.8	-	-	6.8	-	-	6.8	-	-
52	LD 3	LD 03 - Ladle Furnace 01	<5	-	-	<5	-	-	6.1	-	-
53	LD 3	LD 03 - Ladle Furnace 02	5.3	-	-	5.6	-	-	5.0	-	-
54	LD 3	LD 03 - Secondary Emission	5.6	-	-	5.6	-	-	5.7	-	-
55	Lime Plant	Merz Kiln 01	<5	-	-	<5	-	-	<5	-	-
56	Lime Plant	Merz Kiln 02	5.2	-	-	<5	-	-	<5	-	-
57	Lime Plant	Merz Kiln 03& 04	8.1	-	-	<5	-	-	<5	-	-
58	Lime Plant	Merz Kiln 05	<5	-	-	<5	-	-	<5	-	-



TATA STEEL LIMITED
ENVIRONMENTAL MONITORING REPORT OF MAIN WORKS JAMSHEDPUR
ONLINE STACK MONITORING REPORT FROM APRIL 2021 TO SEPTEMBER 2021

SL. No.	Department	Stack	Apr'21			May'21			Jun'21		
			PM (mg/Nm3)	SO2 (mg/Nm3)	NOx (mg/Nm3)	PM (mg/Nm3)	SO2 (mg/Nm3)	NOx (mg/Nm3)	PM (mg/Nm3)	SO2 (mg/Nm3)	NOx (mg/Nm3)
59	Lime Plant	Merz Kiln 06	<5	-	-	<5	-	-	<5	-	-
60	Lime Plant	Merz Kiln 06 - DE 12	5.8	-	-	5.8	-	-	6.1	-	-
61	Lime Plant	Merz Kiln 07	8.1	-	-	MSD	-	-	MSD	-	-
62	Lime Plant	Merz Kiln 08 - DE 01B	<5	-	-	<5	-	-	<5	-	-
63	Lime Plant	Merz Kiln 09 - DE 09	MSD	-	-	MSD	-	-	MSD	-	-
64	Lime Plant	Merz Kiln 7 DE15	<5	-	-	<5	-	-	<5	-	-
65	Lime Plant	Merz Kiln 8	<5	-	-	<5	-	-	<5	-	-
66	Lime Plant	Merz Kiln 9	<5	-	-	<5	-	-	<5	-	-
67	Mills	CRM BAF	<5	-	-	<5	-	-	<5	-	-
68	Mills	CRM CGL - 1	<5	-	-	<5	-	-	<5	-	-
69	Mills	CRM CGL - 2	<5	-	-	<5	-	-	<5	-	-
70	Mills	CRM PLTCM	<5	-	-	<5	-	-	<5	-	-
71	Mills	HSM RHF - 1	16.3	-	-	21.7	-	-	13.4	-	-
72	Mills	HSM RHF - 2	7.5	-	-	10.3	-	-	6.8	-	-
73	Mills	HSM RHF - 3	10.5	-	-	13.1	-	-	14.5	-	-
74	Mills	Merchant mill	14.0	-	-	17.6	-	-	23.5	-	-
75	Mills	New Bar Mill	30.2	-	-	7.4	-	-	7.4	-	-
76	Mills	Wire Rod Mill	12.6	-	-	13.5	-	-	10.2	-	-
77	Pellet Plant	PP - Central - Dedusting	6.3	-	-	<5	-	-	<5	-	-
78	Pellet Plant	PP - Drying Section	10.1	-	-	11.2	-	-	16.6	-	-
79	Pellet Plant	PP - Gas - Hood	8.7	-	-	8.4	-	-	7.5	-	-
80	Pellet Plant	PP - Gas - Wind Box	23.0	-	-	29.7	-	-	22.2	-	-
81	Pellet Plant	PP Grinding Section 01	12.7	-	-	13.7	-	-	14.7	-	-
82	Pellet Plant	PP Grinding Section 02	8.7	-	-	10.8	-	-	9.7	-	-
83	Power House	PH - 3 - Boiler 5	10.6	34.5	11.4	9.9	39.2	12.5	9.2	43.6	16.6
84	Power House	PH - 3 - Boiler 6	19.4	33.2	10.8	26.8	40.7	12.4	14.9	37.0	18.6
85	Power House	PH - 3 - Boiler - 07&08	31.1	33.9	11.4	31.8	46.7	14.4	27.9	39.6	20.0
86	Power House	PH - 4 - Boiler - 4	21.1	16.0	15.4	21.0	15.2	44.6	22.2	38.0	182.5
87	Power House	PH - 4 - Boiler - 5	16.5	19.1	60.3	11.4	29.2	60.2	10.2	12.2	58.2
88	Power House	PH - 4 - Boiler 1&2	28.6	188.4	41.8	24.4	168.5	49.9	24.1	178.7	67.3
89	Power House	PH - 5 - Boiler - B&C	11.9	11.5	<5	12.4	46.3	12.7	12.3	47.6	20.4
90	Power House	PH - 5 - Boiler A	20.9	39.6	9.5	20.0	43.1	11.7	18.9	38.1	14.3
91	Sinter Plant 1	SP - 1 Dedusting	<5	-	-	<5	-	-	<5	-	-
92	Sinter Plant 1	SP - 1 Waste Gas	31.6	115.6	129.0	39.3	101.4	117.9	45.4	90.7	119.2
93	Sinter Plant 2	SP - 2 Dedusting	13.8	-	-	7.1	-	-	11.4	-	-
94	Sinter Plant 2	SP - 2 High Line	<5	-	-	<5	-	-	<5	-	-
95	Sinter Plant 2	SP - 2 Waste Gas	23.8	169.7	160.3	26.9	111.3	91.4	27.3	104.3	82.5
96	Sinter Plant 3	SP - 3 Combined (WG & DD)	41.7	130.7	195.8	25.7	155.7	204.9	36.3	143.7	329.5
97	Sinter Plant 3	SP - 3 Dedusting	<5	-	-	<5	-	-	<5	-	-
98	Sinter Plant 4	SP - 4 Combined (WG & DD)	58.9	47.4	93.3	66.9	45.5	73.9	66.9	84.3	96.2

MSD - Major Shutdown

Note-
Standards applicable as per CTO, Ref No. JSPCB/HO/RNC/CTO-975929/2016/1078 dated 27/12/2016.

Sr. Manager
Env. Online Instruments

Head - Environment
Monitoring, Testing and Analysis



TATA STEEL LIMITED
ENVIRONMENTAL MONITORING REPORT OF MAIN WORKS JAMSHEDPUR
ONLINE STACK MONITORING REPORT FROM APRIL 2021 TO SEPTEMBER 2021

SL. No.	Department	Stack	Jul'21			Aug'21			Sep'21		
			PM (mg/Nm3)	SO2 (mg/Nm3)	NOx (mg/Nm3)	PM (mg/Nm3)	SO2 (mg/Nm3)	NOx (mg/Nm3)	PM (mg/Nm3)	SO2 (mg/Nm3)	NOx (mg/Nm3)
1	Blast Furnace	C - Stove	<5	19.2	15.9	<5	68.2	7.2	<5	65.3	25.2
2	Blast Furnace	E - Stock & Cast House	6.0	-	-	<5	-	-	<5	-	-
3	Blast Furnace	E - Stove	<5	84.7	38.8	<5	79.4	46.8	<5	95.4	34.1
4	Blast Furnace	F - Cast House	<5	-	-	<5	-	-	<5	-	-
5	Blast Furnace	F - PCI	16.6	-	-	15.5	-	-	13.2	-	-
6	Blast Furnace	F - Stock House-DE	<5	-	-	<5	-	-	<5	-	-
7	Blast Furnace	F - Stove	6.8	60.1	33.6	5.3	44.0	34.4	5.1	49.9	37.5
8	Blast Furnace	G - Cast House	<5	-	-	8.2	-	-	<5	-	-
9	Blast Furnace	G - PCI-01	11.6	-	-	10.2	-	-	9.2	-	-
10	Blast Furnace	G - PCI-02	<5	-	-	<5	-	-	<5	-	-
11	Blast Furnace	G - PCI-03	<5	-	-	<5	-	-	6.5	-	-
12	Blast Furnace	G - Stock House	<5	-	-	<5	-	-	<5	-	-
13	Blast Furnace	G - Stove	<5	116.3	15.1	<5	58.0	22.3	<5	56.3	15.6
14	Blast Furnace	H - Cast House	<5	-	-	<5	-	-	6.1	-	-
15	Blast Furnace	H - PCI-01	5.1	-	-	<5	-	-	<5	-	-
16	Blast Furnace	H - PCI-02	8.1	-	-	7.5	-	-	<5	-	-
17	Blast Furnace	H - Stock House	<5	-	-	9.0	-	-	8.0	-	-
18	Blast Furnace	H - Stock House - DE	<5	-	-	<5	-	-	<5	-	-
19	Blast Furnace	H - Stove	<5	75.9	<5	<5	53.5	<5	<5	38.6	<5
20	Blast Furnace	HMPP	27.0	-	-	18.9	-	-	23.3	-	-
21	Blast Furnace	I - Cast House	9.3	-	-	9.1	-	-	7.1	-	-
22	Blast Furnace	I - PCI	7.2	-	-	6.5	-	-	6.6	-	-
23	Blast Furnace	I - Stock House	9.7	-	-	10.5	-	-	10.8	-	-
24	Blast Furnace	I - Stove	<5	52.5	25.5	<5	49.9	42.7	<5	48.8	35.9
25	Coke Plant	Battery 05	10.7	<5	<5	13.3	<5	<5	6.9	<5	<5
26	Coke Plant	Battery 06	27.6	<5	<5	27.6	<5	<5	25.2	<5	<5
27	Coke Plant	Battery 07	27.2	272.5	127.5	27.0	259.4	149.5	28.5	260.2	123.6
28	Coke Plant	Battery 08	21.8	69.7	246.8	20.7	53.8	299.5	25.5	117.5	332.0
29	Coke Plant	Battery 09	11.0	158.4	131.0	14.4	215.8	278.2	8.4	82.1	291.0
30	Coke Plant	Battery 10	18.4	136.9	238.6	15.5	108.8	245.6	16.8	100.7	275.7
31	Coke Plant	Battery 10 Pushing Dedusting	6.3	-	-	<5	-	-	<5	-	-
32	Coke Plant	Battery 11	30.3	94.2	155.4	29.9	124.5	152.2	31.3	129.8	179.2
33	Coke Plant	Battery 11 Pushing Dedusting	8.0	-	-	6.1	-	-	6.3	-	-
34	LD 1	LD 01 - Ladle Furnace 01	8.0	-	-	<5	-	-	5.3	-	-
35	LD 1	LD 01 - Ladle Furnace 02	8.8	-	-	5.9	-	-	6.8	-	-
36	LD 1	LD 01 - Ladle Furnace 03	9.1	-	-	5.3	-	-	<5	-	-
37	LD 1	LD 01 - Secondary Emission	<5	-	-	<5	-	-	22.0	-	-
38	LD 2	LD 02 - DE 01	<5	-	-	<5	-	-	<5	-	-
39	LD 2	LD 02 - DE 02	6.2	-	-	6.2	-	-	6.2	-	-
40	LD 2	LD 02 - DE 03	<5	-	-	<5	-	-	<5	-	-
41	LD 2	LD 02 - DE 04	7.6	-	-	7.7	-	-	7.6	-	-
42	LD 2	LD 02 - DE 05	<5	-	-	<5	-	-	<5	-	-
43	LD 2	LD 02 - DE 06	8.3	-	-	7.5	-	-	7.4	-	-
44	LD 2	LD 02 - DE 07	<5	-	-	<5	-	-	<5	-	-
45	LD 2	LD 02 - DE 08	<5	-	-	<5	-	-	<5	-	-
46	LD 2	LD 02 - DE 09	<5	-	-	<5	-	-	<5	-	-
47	LD 2	LD 02 - Ladle Furnace 01	14.3	-	-	12.7	-	-	12.0	-	-
48	LD 2	LD 02 - Ladle Furnace 02	<5	-	-	5.7	-	-	11.3	-	-
49	LD 2	LD 02 - Secondary Emission - 01	5.7	-	-	9.0	-	-	8.9	-	-
50	LD 2	LD 02 - Secondary Emission - 02	MSD	-	-	MSD	-	-	MSD	-	-
51	LD 2	LD 02 - Secondary Emission - 03	11.8	-	-	9.6	-	-	9.4	-	-
52	LD 3	LD 03 - Ladle Furnace 01	<5	-	-	<5	-	-	<5	-	-
53	LD 3	LD 03 - Ladle Furnace 02	<5	-	-	5.2	-	-	<5	-	-
54	LD 3	LD 03 - Secondary Emission	5.6	-	-	5.5	-	-	6.1	-	-
55	Lime Plant	Merz Kiln 01	<5	-	-	<5	-	-	<5	-	-
56	Lime Plant	Merz Kiln 02	<5	-	-	<5	-	-	<5	-	-
57	Lime Plant	Merz Kiln 03& 04	<5	-	-	<5	-	-	<5	-	-
58	Lime Plant	Merz Kiln 05	<5	-	-	<5	-	-	<5	-	-



TATA STEEL LIMITED
ENVIRONMENTAL MONITORING REPORT OF MAIN WORKS JAMSHEDPUR
ONLINE STACK MONITORING REPORT FROM APRIL 2021 TO SEPTEMBER 2021

SL. No.	Department	Stack	Jul'21			Aug'21			Sep'21		
			PM (mg/Nm3)	SO2 (mg/Nm3)	NOx (mg/Nm3)	PM (mg/Nm3)	SO2 (mg/Nm3)	NOx (mg/Nm3)	PM (mg/Nm3)	SO2 (mg/Nm3)	NOx (mg/Nm3)
59	Lime Plant	Merz Kiln 06	<5	-	-	<5	-	-	<5	-	-
60	Lime Plant	Merz Kiln 06 - DE 12	5.8	-	-	9.6	-	-	9.6	-	-
61	Lime Plant	Merz Kiln 07	MSD	-	-	<5	-	-	<5	-	-
62	Lime Plant	Merz Kiln 08 - DE 01B	<5	-	-	<5	-	-	<5	-	-
63	Lime Plant	Merz Kiln 09 - DE 09	MSD	-	-	MSD	-	-	MSD	-	-
64	Lime Plant	Merz Kiln 7 DE15	<5	-	-	MSD	-	-	MSD	-	-
65	Lime Plant	Merz Kiln 8	<5	-	-	<5	-	-	<5	-	-
66	Lime Plant	Merz Kiln 9	<5	-	-	<5	-	-	<5	-	-
67	Mills	CRM BAF	<5	-	-	<5	-	-	<5	-	-
68	Mills	CRM CGL - 1	<5	-	-	<5	-	-	<5	-	-
69	Mills	CRM CGL - 2	<5	-	-	<5	-	-	<5	-	-
70	Mills	CRM PLTCM	<5	-	-	<5	-	-	<5	-	-
71	Mills	HSM RHF - 1	17.0	-	-	14.9	-	-	16.8	-	-
72	Mills	HSM RHF - 2	7.1	-	-	7.0	-	-	6.7	-	-
73	Mills	HSM RHF - 3	8.7	-	-	7.0	-	-	6.0	-	-
74	Mills	Merchant mill	36.1	-	-	27.0	-	-	25.0	-	-
75	Mills	New Bar Mill	7.0	-	-	10.0	-	-	17.1	-	-
76	Mills	Wire Rod Mill	17.6	-	-	13.4	-	-	15.4	-	-
77	Pellet Plant	PP - Central - Dedusting	<5	-	-	6.4	-	-	6.6	-	-
78	Pellet Plant	PP - Drying Section	18.2	-	-	17.5	-	-	18.5	-	-
79	Pellet Plant	PP - Gas - Hood	8.4	-	-	9.2	-	-	9.6	-	-
80	Pellet Plant	PP - Gas - Wind Box	25.4	-	-	26.4	-	-	21.1	-	-
81	Pellet Plant	PP Grinding Section 01	13.4	-	-	12.4	-	-	11.4	-	-
82	Pellet Plant	PP Grinding Section 02	11.8	-	-	10.9	-	-	9.2	-	-
85	Power House	PH - 3 - Boiler - 07&08	8.5	44.3	15.1	11.4	41.7	14.8	12.7	42.9	13.4
83	Power House	PH - 3 - Boiler 5	23.8	34.9	11.5	24.5	39.0	13.6	22.5	37.2	14.1
84	Power House	PH - 3 - Boiler 6	21.4	49.2	19.3	26.3	44.3	17.5	30.6	39.2	13.0
86	Power House	PH - 4 - Boiler - 4	25.2	34.1	110.0	22.7	30.9	44.9	23.9	33.8	48.3
87	Power House	PH - 4 - Boiler - 5	8.5	11.4	57.6	15.5	24.3	59.9	10.3	32.8	58.1
88	Power House	PH - 4 - Boiler 1&2	23.8	191.2	59.4	29.4	194.6	76.5	26.6	212.0	57.9
89	Power House	PH - 5 - Boiler - B&C	14.4	48.7	14.2	11.4	44.0	15.7	12.3	43.9	13.4
90	Power House	PH - 5 - Boiler A	18.4	41.9	13.9	18.3	35.4	16.6	19.0	33.7	13.3
91	Sinter Plant 1	SP - 1 Dedusting	<5	-	-	<5	-	-	<5	-	-
92	Sinter Plant 1	SP - 1 Waste Gas	37.5	78.5	107.6	42.6	76.8	96.6	47.6	82.0	102.8
93	Sinter Plant 2	SP - 2 Dedusting	10.2	-	-	12.4	-	-	9.9	-	-
94	Sinter Plant 2	SP - 2 High Line	<5	-	-	<5	-	-	<5	-	-
95	Sinter Plant 2	SP - 2 Waste Gas	24.0	174.4	53.8	23.3	217.7	218.8	23.0	152.4	142.3
96	Sinter Plant 3	SP - 3 Combined (WG & DD)	29.5	162.9	191.7	32.4	217.7	165.0	31.7	169.0	170.5
97	Sinter Plant 3	SP - 3 Dedusting	<5	-	-	<5	-	-	<5	-	-
98	Sinter Plant 4	SP - 4 Combined (WG & DD)	66.9	114.1	99.1	66.9	114.5	91.4	65.9	142.8	86.4

MSD - Major Shutdown

Note-
Standards applicable as per CTO, Ref No. JSPCB/HO/RNC/CTO-975929/2016/1078 dated 27/12/2016.



Sr. Manager
Env. Online Instruments

Anoop Srivastava

Head - Environment
Monitoring, Testing and Analysis

SL. No.	Department	Stack	Apr'21			May'21			Jun'21		
			PM (mg/Nm3)	SO2 (mg/Nm3)	NOx (mg/Nm3)	PM (mg/Nm3)	SO2 (mg/Nm3)	NOx (mg/Nm3)	PM (mg/Nm3)	SO2 (mg/Nm3)	NOx (mg/Nm3)
1	Blast Furnace	C - Stove	-	-	-	-	-	-	13.1	-	-
2	Blast Furnace	E - Stock & Cast House	-	-	-	-	-	-	-	-	-
3	Blast Furnace	E - Stove	-	-	-	-	-	-	-	-	-
4	Blast Furnace	F - Cast House	-	-	-	-	-	-	-	-	-
5	Blast Furnace	F - PCI	20.1	-	-	20.1	-	-	-	-	-
6	Blast Furnace	F - Stock House-DE	<5.0	-	-	-	-	-	-	-	-
7	Blast Furnace	F - Stove	<5.0	128.7	-	-	-	-	17.2	-	-
8	Blast Furnace	G - Cast House	-	-	-	-	-	-	-	-	-
9	Blast Furnace	G - PCI-01	8.4	-	-	34.5	-	-	-	-	-
10	Blast Furnace	G - PCI-02	<5.0	-	-	-	-	-	-	-	-
11	Blast Furnace	G - PCI-03	-	-	-	-	-	-	-	-	-
12	Blast Furnace	G - Stock House	-	-	-	6.2	-	-	-	-	-
13	Blast Furnace	G - Stove	-	-	-	-	-	-	-	-	-
14	Blast Furnace	H - Cast House	-	-	-	-	-	-	17.5	-	-
15	Blast Furnace	H - PCI-01	10.3	-	-	-	-	-	7.3	-	-
16	Blast Furnace	H - PCI-02	37.2	-	-	37.2	-	-	9.5	-	-
17	Blast Furnace	H - Stock House	-	-	-	-	-	-	-	-	-
18	Blast Furnace	H - Stock House - DE	-	-	-	-	-	-	-	-	-
19	Blast Furnace	H - Stove	7.5	-	-	-	-	-	<5.0	-	-
20	Blast Furnace	HMPP	-	-	-	-	-	-	-	-	-
21	Blast Furnace	I - Cast House	-	-	-	9.1	-	-	-	-	-
22	Blast Furnace	I - PCI	-	-	-	4.4	-	-	-	-	-
23	Blast Furnace	I - Stock House	-	-	-	-	-	-	-	-	-
24	Blast Furnace	I - Stove	-	-	-	-	-	-	-	-	-
25	Coke Plant	Battery 05	-	-	-	-	-	-	-	-	-
26	Coke Plant	Battery 06	-	-	-	-	-	-	-	-	-
27	Coke Plant	Battery 07	40.0	-	-	42.0	-	-	-	-	-
28	Coke Plant	Battery 08	-	-	-	-	-	-	19.7	-	-
29	Coke Plant	Battery 09	-	-	-	-	-	-	-	-	-
30	Coke Plant	Battery 10	-	-	-	-	-	-	-	-	-
31	Coke Plant	Battery 10 Pushing Dedusting	-	-	-	-	-	-	-	-	-
32	Coke Plant	Battery 11	29.4	-	-	-	-	-	-	-	-
33	Coke Plant	Battery 11 Pushing Dedusting	-	-	-	-	-	-	-	-	-
34	LD 1	LD 01 - Ladle Furnace 01	-	-	-	<5.0	-	-	-	-	-
35	LD 1	LD 01 - Ladle Furnace 02	-	-	-	-	-	-	-	-	-
36	LD 1	LD 01 - Ladle Furnace 03	-	-	-	10.6	-	-	-	-	-
37	LD 1	LD 01 - Secondary Emission	-	-	-	-	-	-	-	-	-
38	LD 2	LD 02 - DE 01	<5.0	-	-	-	-	-	-	-	-
39	LD 2	LD 02 - DE 02	-	-	-	-	-	-	-	-	-
40	LD 2	LD 02 - DE 03	-	-	-	-	-	-	7.0	-	-
41	LD 2	LD 02 - DE 04	-	-	-	-	-	-	-	-	-
42	LD 2	LD 02 - DE 05	-	-	-	-	-	-	-	-	-
43	LD 2	LD 02 - DE 06	-	-	-	-	-	-	-	-	-
44	LD 2	LD 02 - DE 07	-	-	-	-	-	-	-	-	-
45	LD 2	LD 02 - DE 08	5.3	-	-	-	-	-	-	-	-
46	LD 2	LD 02 - DE 09	-	-	-	-	-	-	<5.0	-	-
47	LD 2	LD 02 - Ladle Furnace 01	-	-	-	-	-	-	11.6	-	-
48	LD 2	LD 02 - Ladle Furnace 02	-	-	-	-	-	-	-	-	-
49	LD 2	LD 02 - Secondary Emission - 01	-	-	-	-	-	-	-	-	-
50	LD 2	LD 02 - Secondary Emission - 02	-	-	-	-	-	-	-	-	-
51	LD 2	LD 02 - Secondary Emission - 03	-	-	-	-	-	-	-	-	-
52	LD 3	LD 03 - Ladle Furnace 01	-	-	-	-	-	-	-	-	-
53	LD 3	LD 03 - Ladle Furnace 02	-	-	-	-	-	-	-	-	-
54	LD 3	LD 03 - Secondary Emission	-	-	-	-	-	-	-	-	-
55	Lime Plant	Merz Kiln 01	<5.0	-	-	-	-	-	<5.0	-	-
56	Lime Plant	Merz Kiln 02	<5.0	-	-	<5.0	-	-	<5.0	-	-
57	Lime Plant	Merz Kiln 03& 04	<5.0	-	-	-	-	-	<5.0	-	-
58	Lime Plant	Merz Kiln 05	-	-	-	-	-	-	-	-	-
59	Lime Plant	Merz Kiln 06	-	-	-	<5.0	-	-	-	-	-


SL. No.	Department	Stack	Apr'21			May'21			Jun'21		
			PM (mg/Nm3)	SO2 (mg/Nm3)	NOx (mg/Nm3)	PM (mg/Nm3)	SO2 (mg/Nm3)	NOx (mg/Nm3)	PM (mg/Nm3)	SO2 (mg/Nm3)	NOx (mg/Nm3)
60	Lime Plant	Merz Kiln 06 - DE 12	-	-	-	-	-	-	-	-	-
61	Lime Plant	Merz Kiln 07	-	-	-	-	-	-	-	-	-
62	Lime Plant	Merz Kiln 08 - DE 01B	-	-	-	-	-	-	-	-	-
63	Lime Plant	Merz Kiln 09 - DE 09	-	-	-	-	-	-	-	-	-
64	Lime Plant	Merz Kiln 7 DE15	-	-	-	-	-	-	-	-	-
65	Lime Plant	Merz Kiln 8	<5.0	-	-	-	-	-	-	-	-
66	Lime Plant	Merz Kiln 9	<5.0	-	-	-	-	-	-	-	-
67	Mills	CRM BAF	6.1	-	-	-	-	-	16.4	-	-
68	Mills	CRM CGL - 1	-	-	-	-	-	-	-	-	-
69	Mills	CRM CGL - 2	-	-	-	-	-	-	-	-	-
70	Mills	CRM PLTCM	-	-	-	-	-	-	-	-	-
71	Mills	HSM RHF - 1	-	-	-	-	-	-	13.2	-	-
72	Mills	HSM RHF - 2	-	-	-	-	-	-	-	-	-
73	Mills	HSM RHF - 3	-	-	-	-	-	-	-	-	-
74	Mills	Merchant mill	-	-	-	-	-	-	19.7	-	-
75	Mills	New Bar Mill	69.7	-	-	-	-	-	38.4	-	-
76	Mills	Wire Rod Mill	-	-	-	9.3	-	-	-	-	-
77	Pellet Plant	PP - Central - Dedusting	-	-	-	-	-	-	-	-	-
78	Pellet Plant	PP - Drying Section	-	-	-	-	-	-	-	-	-
79	Pellet Plant	PP - Gas - Hood	13.7	-	-	-	-	-	-	-	-
80	Pellet Plant	PP - Gas - Wind Box	-	-	-	36.1	-	-	-	-	-
81	Pellet Plant	PP Grinding Section 01	21.5	-	-	-	-	-	-	-	-
82	Pellet Plant	PP Grinding Section 02	<5.0	-	-	-	-	-	-	-	-
85	Power House	PH - 3 - Boiler - 07&08	13.8	-	-	-	-	-	-	-	-
83	Power House	PH - 3 - Boiler 5	14.7	-	-	-	-	-	19.2	-	-
84	Power House	PH - 3 - Boiler 6	-	-	-	-	-	-	-	-	-
86	Power House	PH - 4 - Boiler - 4	-	-	-	-	-	-	29.8	-	-
87	Power House	PH - 4 - Boiler - 5	-	-	-	-	-	-	-	-	-
88	Power House	PH - 4 - Boiler 1&2	-	-	-	-	-	-	-	-	-
89	Power House	PH - 5 - Boiler - B&C	15.3	-	-	-	-	-	-	-	-
90	Power House	PH - 5 - Boiler A	12.6	-	-	17.3	-	-	-	-	-
91	Sinter Plant 1	SP - 1 Dedusting	-	-	-	-	-	-	<5.0	-	-
92	Sinter Plant 1	SP - 1 Waste Gas	-	-	-	69.6	-	-	67.3	-	-
93	Sinter Plant 2	SP - 2 Dedusting	-	-	-	-	-	-	-	-	-
94	Sinter Plant 2	SP - 2 High Line	-	-	-	-	-	-	-	-	-
95	Sinter Plant 2	SP - 2 Waste Gas	-	-	-	-	-	-	-	-	-
96	Sinter Plant 3	SP - 3 Combined (WG & DD)	-	-	-	-	-	-	-	-	-
97	Sinter Plant 3	SP - 3 Dedusting	-	-	-	-	-	-	-	-	-
98	Sinter Plant 4	SP - 4 Combined (WG & DD)	-	-	-	-	-	-	-	-	-
99	CRM	ARP(Old)	119.5	-	-	154.7	-	-	203	-	-
100	CRM	ARP(New)	-	-	-	155.9	-	-	239.2	-	-

MSD - Major Shutdown

Note-
Standards applicable as per CTO, Ref No. JSPCB/HO/RNC/CTO-975929/2016/1078 dated 27/12/2016.



Sr. Manager
Env. Online Instruments



Head - Environment
Monitoring, Testing and Analysis



TATA STEEL LIMITED
ENVIRONMENTAL MONITORING REPORT OF MAIN WORKS JAMSHEDPUR
MANUAL STACK MONITORING REPORT FROM APRIL 2021 TO SEPTEMBER 2021



TC- 8363

SL. No.	Department	Stack	Jul'21			Aug'21			Sep'21		
			PM (mg/Nm3)	SO2 (mg/Nm3)	NOx (mg/Nm3)	PM (mg/Nm3)	SO2 (mg/Nm3)	NOx (mg/Nm3)	PM (mg/Nm3)	SO2 (mg/Nm3)	NOx (mg/Nm3)
60	Lime Plant	Merz Klin 06 - DE 12	8.9	-	-	11.7	-	-	-	-	-
61	Lime Plant	Merz Klin 07	-	-	-	-	-	-	-	-	-
62	Lime Plant	Merz Klin 08 - DE 01B	-	-	-	10.2	-	-	-	-	-
63	Lime Plant	Merz Klin 09 - DE 09	-	-	-	-	-	-	-	-	-
64	Lime Plant	Merz Klin 7 DE15	-	-	-	-	-	-	-	-	-
65	Lime Plant	Merz Klin 8	-	-	-	-	-	-	7.3	-	-
66	Lime Plant	Merz Klin 9	-	-	-	<5.0	-	-	5.8	-	-
67	Mills	CRM BAF	6.0	-	-	-	-	-	-	-	-
68	Mills	CRM CGL - 1	-	-	-	-	-	-	-	-	-
69	Mills	CRM CGL - 2	-	-	-	-	-	-	-	-	-
70	Mills	CRM PLTCM	-	-	-	-	-	-	-	-	-
71	Mills	HSM RHF - 1	-	-	-	-	-	-	-	-	-
72	Mills	HSM RHF - 2	5.7	-	-	-	-	-	-	-	-
73	Mills	HSM RHF - 3	-	-	-	-	-	-	-	-	-
74	Mills	Merchant mill	94.5	-	-	35.9	-	-	149.9	-	-
75	Mills	New Bar Mill	86.2	-	-	-	-	-	-	-	-
76	Mills	Wire Rod Mill	-	-	-	-	-	-	-	-	-
77	Pellet Plant	PP - Central - Dedusting	-	-	-	-	-	-	-	-	-
78	Pellet Plant	PP - Drying Section	-	-	-	-	-	-	105.8	-	-
79	Pellet Plant	PP - Gas - Hood	-	-	-	-	-	-	-	-	-
80	Pellet Plant	PP - Gas - Wind Box	-	-	-	-	-	-	-	-	-
81	Pellet Plant	PP Grinding Section 01	-	-	-	-	-	-	-	-	-
82	Pellet Plant	PP Grinding Section 02	-	-	-	-	-	-	-	-	-
85	Power House	PH - 3 - Boiler - 07&08	-	-	-	25.6	-	-	-	-	-
83	Power House	PH - 3 - Boiler 5	-	-	-	19.7	-	-	-	-	-
84	Power House	PH - 3 - Boiler 6	-	-	-	-	-	-	-	-	-
86	Power House	PH - 4 - Boiler - 4	-	-	-	-	-	-	-	-	-
87	Power House	PH - 4 - Boiler - 5	-	-	-	24.2	-	-	-	-	-
88	Power House	PH - 4 - Boiler 1&2	-	-	-	-	-	-	-	-	-
89	Power House	PH - 5 - Boiler - B&C	-	-	-	20.5	-	-	-	-	-
90	Power House	PH - 5 - Boiler A	-	-	-	-	-	-	-	-	-
91	Sinter Plant 1	SP - 1 Dedusting	-	-	-	<5.0	-	-	-	-	-
92	Sinter Plant 1	SP - 1 Waste Gas	37.9	-	-	-	-	-	-	-	-
93	Sinter Plant 2	SP - 2 Dedusting	-	-	-	9.2	-	-	-	-	-
94	Sinter Plant 2	SP - 2 High Line	-	-	-	<5	-	-	-	-	-
95	Sinter Plant 2	SP - 2 Waste Gas	-	-	-	45.2	-	-	48.8	16.3	84.2
96	Sinter Plant 3	SP - 3 Combined (WG & DD)	34.5	-	-	44.9	70.7	35.7	39.9	70.7	35.7
97	Sinter Plant 3	SP - 3 Dedusting	-	-	-	-	-	-	-	-	-
98	Sinter Plant 4	SP - 4 Combined (WG & DD)	-	-	-	-	-	-	71.5	-	56.7
99	CRM	ARP(Old)	144.6	-	-	162.0	-	-	148.8	-	-
100	CRM	ARP(New)	134.2	-	-	-	-	-	94.5	-	-

MSD - Major Shutdown

Note-
Standards applicable as per CTO, Ref No. JSPCB/HO/RNC/CTO-975929/2016/1078 dated 27/12/2016.

Sr. Manager
Env. Online Instruments

Head - Environment
Monitoring, Testing and Analysis

Details of Air/Water Pollution Control Equipment and Stacks with sampling arrangement

1. Unit wise Air/Water Pollution Control Equipment

Sl. No.	Area/Location	Air/Water Pollution Control Measures
1	Raw Material Handling Section	Covered storage under shed Covered conveyor Dry Fogging Water sprinkling Fabric filter based DE system Bag Filters Catchpit for storage of storm water
2	Coke Ovens	
	Battery # 5,6 & 7	Charging Gas Cleaning Cars (CGC) Dry Fogging Dust suppression Dust Extraction system for screen house Coke Dry Quenching
	Battery # 8 & 9	Coke Transfer Car (CTC) Charging Gas Transfer (CGT)
	Battery # 10 & 11	Main Charging by High Pressure LA Land based coke side dust extraction Hydro jet door cleaning Pushing and dedusting Bag filter Coke Dry Quenching
	Coke Oven By Product Plant	De-Sulphurisation BOD Plant (Advent Integral System)
3	Pellet Plant	Bag Filters Dust Suppression Wet Scrubber Electrostatic Precipitators
4	Sinter Plants	
	Sinter Plant# 1	Bag Filters Dust Suppression Foam Spray System Electrostatic Precipitators
	Sinter Plant# 2	Bag Filters Dust Suppression Foam Spray System Electrostatic Precipitators
	Sinter Plant# 3	Bag Filters Dust Suppression Foam Spray System Electrostatic Precipitators
	Sinter Plant# 4	Bag Filters Dust Suppression Foam Spray System Electrostatic Precipitators
5	Lime Plant	
	Process and dedusting	Bag Filters
	Stock Pile	DS System
	Track Hopper	DS System
	Wagon Tippler	DS System
6	Blast Furnaces	
	C-F Blast Furnaces	Bag Filters Scrubbers

Annexure-II

		DS System Gas Cleaning Plant with Press filter Effluent Treatment Plant
	G Blast Furnace	Bag Filters Scrubbers DS System Gas Cleaning Plant with Press filter Effluent Treatment Plant
	H Blast Furnace	Bag Filters Scrubbers DS System Gas Cleaning Plant with Press filter Effluent Treatment Plant
	I Blast Furnace	Bag Filters Scrubbers DS System Gas Cleaning Plant with Press filter Effluent Treatment Plant
7	Steel Melting Shops	
	LD 1	Bag Filters Electrostatic Precipitators Gas Cleaning Plant Effluent Treatment Plant
	LD 2	Bag Filters Electrostatic Precipitators Gas Cleaning Plant Effluent Treatment Plant
	LD 3	Bag Filters Electrostatic Precipitators Gas Cleaning Plant Effluent Treatment Plant
8	Power Plants	
	PH# 3	Effluent Treatment Plant
	PH# 4	Electrostatic Precipitators Effluent Treatment Plant
	PH# 5	Effluent Treatment Plant
9	Finishing Mills	
	Cold Rolling Mill	Scrubbers Effluent Treatment Plant
	Hot Strip Mill	Effluent Treatment Plant
	Merchant Mill	Effluent Treatment Plant
	CAPL	Scrubbers Mist Separators Effluent Treatment Plant
	Wire Rod Mill	Effluent Treatment Plant
	New Bar Mill	Effluent Treatment Plant
9	Steel Works – Common	Industrial Vacuum Cleaning System Mechanized Road sweeping system Water sprinklers Tyre Washing facilities Catch-pits at all drains for recycling Central Effluent Treatment Plant

Up to Date Status of Environmental Upgradation Project

1. Stack Emission Reduction Progress Status

SL	Projects	Status	Completion date
1	F Blast furnace APC Systems	Completed	Jul'18
2	LD#1 DE System	Completed	Apr'18
3	LD#2 Dust Extraction System	Completed	Sep'16
4	SP# 1 Waste Gas ESP	Completed	May'14
5	SP# 2 De-dusting System (1 ESP and 1 Bag-filter)	Completed	Aug'17
6	SP# 3 De-dusting System	Completed	Dec'14
7	SP# 3 Waste Gas ESP	Completed	Oct'13
8	SP#2 Waste gas ESP ph.-I	Completed	Feb'13
9	CEMS	Completed	Oct'18
10	Lime Plant Process Bag-Filter (waste gas system)	Completed	Jun'18
11	SP#1&2 De-dusting System (DD ESP, Cold Region Bagfilter & Hi-line Bagfilter)	Completed	May'19
12	SP# 4 Waste Gas ESP	Completed	Jul'19
13	G-BF DD System - Stock House Bagfilter	Completed	Jun'19
14	G-BF DD System – Cast House Tap-B Bagfilter	Completed	Sep'19
15	CEMS (Phase-4) 13 analyzers installed & commissioned	Completed	Sep'19
16	LD#1 Secondary Emissions	Under progress	Oct'22
17	LD#2 Secondary Emissions	Under progress	Nov'21
18	Lime Plant De-dusting System	Under progress	Nov'21
19	G-BF DD System – Cast House Tap-A Bagfilter	Under progress	Dec'22
20	Upgradation of Waste Gas ESP at SP#4	Under progress	Dec'21
21	CDQ 10&11 to I-BF coke connectivity DE System	Under progress	Dec'21

2. Fugitive dust control – Progress Status

SL	Projects	Status	Completion date
1	a) Tyre Washing at Various Locations – 05 m/c (LD#1,2, RMBB#1 and sludge dewatering) b) Tyre Washing at Various Locations – 05 m/c (LD#1, 2, HSM, Slag gate etc.)	Completed	Oct'16
2	DE System at RMM (Ventilation system)	Completed	Mar'16
3	Dust Extraction (DE) System at H Blast Furnace Stock House	Completed	Nov'17
4	Dust Suppression (DS) System at Coke Plant	Completed	Mar'17
5	Dust Suppression (DS) System at Lime Plant	Completed	Jun'15
6	Dust Suppression (DS) system at Ore circuit and Yard sprinkler	Completed	Mar'17
7	Dust Suppression (DS) System at RMBB#1	Completed	Jan'16
8	Dust Suppression (DS) System at RMBB#2	Completed	May'16
9	Dust Suppression (DS) System at Stock House C&F BF	Completed	Jun'15
10	Dust Suppression (DS) system at various locations (Fogging m/c)	Completed	Jun'15
11	Fabrication and Erection of ducting at H-BF Cast House	Completed	Apr'16
12	Fume Extraction System-HMP	Completed	Feb'15
13	Industrial Vacuum Cleaning (IVC) for Conveyor no. 149	Completed	Jun'13
14	Industrial Vacuum Cleaning (IVC) System at RMBB#1, 2 & SP#1, 2 & 3 (17 machines)	Completed	Sep'14
15	Industrial Vacuum Cleaning (IVC) System for H#BF	Completed	Mar'15
16	IVC at Locations I#BF, Coke Plant, SP#1 & SP#4, RMM & Pellet Plant	Completed	Jun'17
17	New Silo for Pneumatic Conveying System at G-BF	Completed	Apr'15
18	Tyre Washing Facility Inside Works (Phase -1)	Completed	Dec'12
19	Yard Sprinkler System at RMBB#1 & 2	Completed	May'16
20	Dust Extraction (DE) System at Coke Plant DE-#3&4	Completed	July'19
21	Dust Extraction (DE) System at Misc. area (RMBB#1 & G BF surroundings and Diamond crossing area)	Completed	June'19

Annexure-III

22	Dust Extraction (DE) System at RMBB#1 (7 Bagfilters)	Completed	June'19
23	Dust Extraction (DE) System at RMBB#2 DE#7	Completed	Mar'20
24	Tyre Wash System – Systems at BF Sludge area and LD#2 area	Completed	July'19
25	Lime Plant DE System – DE#12 Bagfilter	Completed	July'19
26	Tyre Wash System – Systems at LD#2 area	Completed	Aug'19
27	Misc Area DE System – DE#1,2,9,10 &11 Bag filter	Completed	Mar'20
28	Mist Beam at LD Shops LD#2 (10 nos.)	Completed	Mar'20
29	DFDS at LD Services LD#3	Completed	Mar'20
30	DFDS at LD Services LD#2	Completed	Apr'20
31	Dust Extraction (DE) System at RMBB#2 DE#6&8	Completed	Apr'21
32	Mist Beam at LD Shops LD#1 (11 nos.), MRSPP (4 nos.)	Under Progress	Oct'21
33	Misc Area DE System – DE#12 Bag filter	Under Progress	Oct'21
34	Fume Extraction System at HMPP (Pit#6)	Under Progress	Feb'22
35	Tyre Wash at LD#1	Under Progress	Nov'21
36	Fume Extraction System at LD#1 LF	Under Progress	Dec'22
37	CFDS at Lime Plant	Under Progress	Nov'21
38	DE system at RMBB#1 for I-BF return fines	Under Progress	Jun'23
39	A-F BF – DE System for Sinter unloading	Under Progress	Feb'23
40	Pellet Plant – DE System	Under Progress	Feb'23
41	LD#2 Secondary Emission APC system	Under Progress	Jan'22

3. Solid waste utilization Progress Status

SL	Facility description in Mar'17 CEC	Status	Completion date
1	Composting Plant & Trash Incinerator	Completed	Aug'12
2	De-oiling Plant for Mill Scale and Sludge	Completed	May'14
3	Infrastructure Development at Galudih Phase – I	Completed	Jun'14
4	Infrastructure for LD slag processing - Galudih Ph – II	Completed	Mar'17
5	Magnetic Drums – MRSPP	Completed	Jan'14
6	Blast furnace Sludge Drying	Completed	Jul'19
7	Infrastructure development at Bhatkunda Site (LD Slag)	Under Progress	Dec'21
8	Slag road for KSMS	Under Progress	Dec'21
9	300 TPH Ferrosot Plant at TSJ	Under Progress	May'22

4. Effluent Treatment Projects Progress Status

SL	Facility description in Mar'17 CEC	Status	Completion date
1	a) HSM Catch Pit b) Tuiladungri (Increase in Pumping Capacity)	Completed	May'13
2	Blast Furnace Cyanide Treatment	Completed	
3	Damp Pump House	Completed	Jan'16
4	Garam Nallah and Jugsalai-I Catch Pit	Completed	Dec'14
5	Greenery Development	Completed	Mar'15
6	Rainwater Harvesting	Completed	Feb'14
7	Distribution of recycled water for low end use	Completed	Jan'15
8	Susungharia Catch Pit (Pump No-1)	Completed	Jan'14
9	Wastewater Re-cycling from Ram Mandir Nallah	Completed	Jun'15
10	BF Sludge Drying System	Completed	Jul'19
11	Clarified Water Pipeline from CETP to PH#3	Completed	Dec'20
12	Tuiladungri Catch Pit Revamping	Completed	Dec'20
12	BOT Tertiary Treatment Plant	Under Progress	Mar'24
13	Water system upgradation at LD#1 & LD#2	Under Progress	Sep'22
14	Upgradation of CETP from 4 MGD to 9 MGD	Under Progress	Oct'22
15	New Trunk Drain in Catchment area of Susungharia	Under Progress	Apr'24

Annexure-IV

**CHARTER FOR CORPORATE RESPONSIBILITY FOR ENVIRONMENT
PROTECTION (CREP)
INTEGRATED IRON AND STEEL PLANT, TATA STEEL LIMITED,
JAMSHEDPUR
STATUS OF COMPLIANCE FOR VARIOUS ACTION POINTS
(Apr'21 - Sep'21)**

Action point 1: Coke Oven Plants

- To meet the parameters PLD (% leaking doors), PLL (% leaking lids), PLO (% leaking off take), of the notified standards under EPA within three years (by December 2005)

Compliance Status: Complied

Apr'21 to Sep'21:

No. of Batteries	No. of Observations	Parameters											
		PLD (%)			PLO (%)			PLL (%)			Charging Emissions (Sec.)		
		Max.	Min.	Avg.	Max.	Min.	Avg.	Max.	Min.	Avg.	Max.	Min.	Avg.
Battery#5	13	6.67	1.67	4.38	0.00	0.00	0.00	0.00	0.00	0.00	59.00	49.00	53.69
Battery#6	13	4.90	2.83	4.09	1.89	0.00	0.57	1.82	0.00	0.64	60.00	50.00	55.69
Battery#7	13	5.56	2.17	3.90	2.22	0.00	1.13	1.11	0.00	0.24	63.00	50.00	56.69
Battery#8	13	3.85	1.49	2.49	0.00	0.00	0.00	0.00	0.00	0.00	24.00	18.00	23.24
Battery#9	13	3.73	1.45	2.38	0.00	0.00	0.00	0.00	0.00	0.00	24.00	18.00	21.54
Battery#10	13	4.22	2.35	3.33	1.20	0.00	0.09	0.40	0.00	0.03	19.00	15.00	16.92
Battery#11	13	4.17	1.72	2.67	1.19	0.00	0.09	0.40	0.00	0.03	22.00	13.00	16.00

- To rebuild at least 40% of the coke oven batteries in next 10 years (December 2012).

Compliance Status: Complied

Battery No.	Date of Commissioning	
	Initial	After Rebuilding
Battery # 5 (SC)	1988	Converted to Stamp charged-1995*
Battery # 6 (SC)	1988	Converted to Stamp charged-1993*
Battery # 7 (SC)	1988	Converted to Stamp charged-1989*
Battery # 8 (SC)	1998	
Battery # 9 (SC)	2000	
Battery # 10 (SC)	2012	
Battery # 11 (SC)	2014	

SC=Stamp Charged

Several rounds of hot repairs have taken place for rebuilding the damaged oven walls.

Action point 2: Steel Melting Shop

- Fugitive emissions to reduce 30% by March 2004 and 100% compliance with norms by March 2008 (including installation of secondary de-dusting facilities)
- Secondary de- dusting facilities at SMS: **Yes**

Compliance Status: Complied

- All the Steel Melting Shops (LD#1, LD#2 and LD#3) have been provided with secondary emission control system.
- Fugitive emission in SMS (Apr'21 to Sep'21):

Name of the Unit	No. of Observations	PM (mg/m3)		
		Max	Min	Avg
LD#1	145	74.2	1.0	9.35
LD#2	268	107	0.9	15.6
LD#3	145	2.1	0.7	1.0

Action point 3: Blast Furnace

- Direct inject of reducing agents- by June 2013

Compliance Status: Complied

- Coal/Coal Tar and Oil injection facilities are provided in all the Blast Furnaces.
(Apr'21 to Sep'21)

Blast Furnace	Fuel Injected	Apr'21 to Sep'21 (kg/thm)
C BF	Coal Tar	53
D BF	Phase out	-
E BF	Coal Tar	39
F BF	Coal Dust	182
G BF	Coal Dust	191
H BF	Coal Dust	200
I BF	Coal Dust	202

Action point 4: Solid Waste / Hazardous Waste Management

- Utilization of Steel Melting Shop (SMS)/ Blast Furnace (BF) Slag as per the following schedule:
By 2004- 70%
By 2006- 80%
By 2008- 100%

Compliance Status: Present level

- All the Blast Furnaces which are in regular operation are fitted with On-line Slag Granulation Facility.

	BF Slag	LD Slag
Percentage utilized (%)	99 %	111 %
Type of utilization	Cement Making	Reuse in Sinter Plant, In-house construction etc.
Actions to be taken for ensuring 100% utilization	-	

- Charge of tar sludge/ ETP sludge to Coke Oven by June 2003.

Compliance Status: Complied

- 100% of tar sludge and ETP sludge from Coke Ovens is being recycled/reused.
- Inventorization of the Hazardous Waste as per Hazardous Waste (M&H) Rules, 1989 as amended from time to time and implementation of the Rules by December 2003.

Compliance Status: Complied

Hazardous Waste	Quantity generated Apr'21 to Sep'21 (Tonnes)	Quantity charged to Coke Oven in Apr'21 to Sep'21 (Tonnes)	Method of transport
Coal Tar Sludge	875	875	Transported by trucks and utilized in-house.
BOT Plant Sludge	182	182	Transported by trucks and charged by conveyors; Mixing with Coal and used in coke making in battery
Waste Grease	110	-	Sold to authorized recyclers
Waste Oil sludge	1145	-	Sold to authorized party and incinerated
Zinc Dust Ash	71	-	Sold to authorized recyclers
Used Empty Batteries	28	-	Sold to authorized recyclers

Action point 5: Water conservation / Water Pollution

- Reducing specific water consumption to 5 m³/t for long products and 8 m³/t for flat products by 2005

Compliance Status: Complied

Specific water consumption details for Apr'21 to Sep'21:

Specific water consumption (m³/tcs)	
Long Products (m³/tcs_{FP})	Flat Products (m³/tcs_{LP})
1.59	2.64

- To operate CO-BP effluent treatment plant efficiently to achieve the notified effluent discharge standards- By July 2004

Compliance Status: Complied

Effluent Treatment Plant is meeting the statutory norms.

BOT TREATED	Parameter	UoM	Statutory Limit	Apr-21			May-21			Jun-21			Jul-21			Aug-21			Sep-21		
				Max	Min	Avg.	Max	Min	Avg.	Max	Min	Avg	Max	Min	Avg	Max	Min	Avg	Max	Min	Avg
	pH	-	6.0-8.5	7.9	7.2	7.5	8.2	7.1	7.5	8.0	7.0	7.5	8.0	7.2	7.6	8.1	6.9	7.3	8.0	6.9	7.4
	Total Suspended solids	mg/L	100	84.0	43.0	65.4	74.0	36.0	52.2	91.0	40.0	68.5	58.0	24.0	43.1	90.0	43.0	56.9	90.0	42.0	62.3
	Oil & Grease	mg/L	10	3.2	1.2	1.9	3.2	0.4	1.8	4.0	0.8	1.9	1.6	0.4	1.1	1.6	0.4	1.1	2.4	0.4	1.6
	Ammoniacal Nitrogen (as N)	mg/L	50	8.3	1.3	3.2	4.2	0.4	2.6	4.1	0.7	2.0	34.2	3.5	13.9	10.0	1.0	4.0	26.6	2.1	10.4
	Cyanide (as CN-)	mg/L	0.2	0.2	0.1	0.1	0.2	0.1	0.2	0.2	0.1	0.1	0.2	0.1	0.1	0.2	0.1	0.1	0.2	0.1	0.2
	Biological Oxygen Demand, BOD	mg/L	30	26.2	16.4	22.2	25.9	9.9	18.6	26.2	12.2	18.9	26.1	12.5	21.3	26.4	13.1	23.9	26.4	19.2	24.1
	Chemical Oxygen Demand, COD	mg/L	250	240	182	223	230	117	188	240	147	205	240	118	199	241	192	220	240	200	219
	Phenol	mg/L	1	0.2	0.1	0.2	0.3	0.0	0.2	0.2	0.1	0.1	0.2	0.1	0.1	0.2	0.1	0.1	0.2	0.0	0.1

Action point 6: Continuous stack monitoring system & its calibration, and installation of on-line ambient air quality monitoring station by June 2005.

Compliance Status: Complied

- Online stack monitoring system have been installed at major stacks.
- 4 AAQMS stations have been commissioned.

Locations/ Area	No. of Stacks connected to CPCB, New Delhi for OCEMS	No. of Stacks to be connected to CPCB, New Delhi for OCEMS	Remarks
Blast Furnace	25	-	-
Coke Oven	9	-	-
LD Shop	21	-	-
Lime Plant	12	-	-
Mills	10	-	-
Power Plant	7	-	-
Sinter Plant	8	-	-
Total	92	-	-

Action Point 7: Operation of pollution Control Equipment

To operate the existing pollution control equipment efficiently and to have proper record of run hours, failure time and efficiency with immediate effect. Compliance report in this regard to be submitted to CPCB/SPCB every three months/Six months.

Compliance Status: Complied

Status of Air Pollution Control Equipment (Apr'21 - Sep'21)

- We have implemented online monitoring to all Bag filters to measure its availability. And overall availability of bag filter at various locations inside works of last year is 94% including maintenance period.
- Differential pressure of the Bag filters is being monitored regularly to ensure the efficiency.

Status of Wastewater Pollution Control Equipment (Apr'21 - Sep'21)

Area/Location	Water Pollution Control System	Availability (%)
Coke Plant	BOT Plant	100%
A-F Blast Furnace	Wastewater treatment plant	100%
G Blast Furnace	Wastewater treatment plant	100%
H Blast Furnace	Wastewater treatment plant	100%
I Blast Furnace	Wastewater treatment plant	100%
LD1 and BC	Wastewater treatment plant	100%
LD2 and SC	Wastewater treatment plant	100%
LD3 and TSCR	Wastewater treatment plant	100%
Wire Rod Mill	Wastewater treatment plant	100%
Hot Strip Mill	Wastewater treatment plant	100%
Cold Rolling Mill	Wastewater treatment plant	100%
New Bar Mill	Wastewater treatment plant	100%
Merchant Mill	Wastewater treatment plant	100%
CETP	Wastewater treatment plant	100%

Action point 8: Implementation of LCA study

To implement the recommendations of Life Cycle Assessment (LCA) study sponsored by MoEF&CC by December 2003.

Compliance Status: Complied

- Reduction of Green House Gases by:
 - ❖ Reduction in power consumption
 - ❖ Use of by-products gases for power generation- **Yes/ No**
 - ❖ Promotion of Energy Optimisation technology, including energy audit- **Yes/ No**

To set targets for Resource Conservation such as Raw material, energy, and water consumption to match International Standards

	Apr'21-Sep'21 FY22	Target for FY22
Specific Water Consumption (m ³ /TCS)	2.29	2.07
Energy consumption (GCal/ TCS)	5.460	5.566
Steps taken for Resource Conservation	Yes	Yes
Environmental monitoring laboratory provided (Y/N)	Yes	Yes

- Up-gradation in the monitoring analysis facilities for air and water pollutants. Also, to impart elaborate training to the manpower in the environmental monitoring laboratories, so as realistic data can be obtained
- Monitoring facilities upgraded : **Yes/No**
- Training provided to laboratory personnel : **Yes/No**
- To improve housekeeping : **Being Done**

Action point 9: Clean Technologies

The industry will initiate steps to adopt the following clean technologies / measures to improve the performance of the industry towards production, energy and environment.

- Energy recovery of top Blast Furnace (BF) gas.
- Use of Tar-free runner linings.
- De-dusting of Cast House at tap holes, runners, skimmers, ladle and charging points
- Suppression of fugitive emissions using nitrogen gas or any other inert gas.
- To study the possibility of slag and fly ash Transportation back to the abandoned mines to fill up the cavities through empty railway wagons when they return to the mines and its implementation.
- Processing of the waste containing flux & ferrous wastes through waste recycling plant.
- To implement rainwater harvesting.

Clean technologies to be implemented	Status, Provided Yes/ No
Energy recovery of top Blast Furnace (BF) gas	TRT has been commissioned in G, H & I Blast Furnace.
Use of Tar-free runner linings.	Tar lining in the runner is not used.
De-dusting of Cast House at tap holes, runners, skimmers, ladle	De-dusting facility in the cast house has been provided in F, G, H & I Blast Furnaces.
Suppression of fugitive emissions using nitrogen gas or any other inert gas	We have studied this system in detail and found the same very unsafe and have decided to not to go for it. Instead, dust extraction facilities have been installed wherever required.
To study the possibility of slag and fly ash transportation back to the abandoned mines, to fill up the	None of our mines are abandoned so far. However, all the coal-fired boilers in Steel Works have been converted to gas firing. Coal

<p>cavities through empty railway wagons while they return back to the mines and its implementation.</p>	<p>will be fired only in emergency in one Boiler from where limited quantity of ash is being disposed in slurry form in captive ash pond.</p>
<p>Processing of the waste containing flux & ferrous wastes through waste recycling plant.</p>	<p>We have a metal recovery and slag processing plant for the same and such material is used in iron and steel making processes.</p>
<p>Implement rainwater harvesting</p>	<p>Rainwater harvesting is in practice inside the Steel Works. Surface run-off is collected in cooling ponds/ catchments and pick up of fresh water from river is reduced during rainy seasons.</p> <p>Rainwater Harvesting has been installed in 38 locations (Steelenium Hall, SHE, MPDS, LD 3, rebar mill ECR, R&D and ITS Building) within Works.</p>

**Raju Agrawal**Head, Environment Clearance & Compliance (TSL)
Environment ManagementEMD/C-23/249/21
September 22, 2021**The Member Secretary**Jharkhand State Pollution Control Board
T.A. Division Building, HEC Campus, Dhurwa
RANCHI – 834004**Subject: Environmental Statement 2020-2021 for Tata Steel Limited - Main Works, Jamshedpur**

Dear Sir,

This has reference to the captioned subject. Please find enclosed the “**Environmental Statement**” for Tata Steel Limited - Main Works, Jamshedpur for the year 2020-2021 duly filled in the prescribed format is enclosed for your kind consideration.

Thanking you

Yours faithfully,
For Tata Steel Limited

A handwritten signature in blue ink, appearing to read 'Raju Agrawal'.

Raju Agrawal
Head, Environment Clearance & Compliance (TSL)

Encl: As Above

Copy to: Regional Officer, Jharkhand State Pollution Control Board, Adityapur,
Jamshedpur – 831013**TATA STEEL LIMITED**Environment Management Jamshedpur 831 001 India
Tel 91 657 6640363 7763807379 (M) e-mail raju.agrawal@tatasteel.com
Registered Office Bombay House 24 Homi Mody Street Fort Mumbai 400 001
Tel 91 22 66658282 Fax 91 22 66657724
Corporate Identity Number L27100MH1907PLC000260 Website www.tatasteel.com

**ENVIRONMENTAL STATEMENT
FOR THE YEAR 2020-2021**

**Main Steel Works
TATA STEEL LIMITED**

**Submitted by:
ENVIRONMENTAL MANAGEMENT DEPARTMENT
TATA STEEL LIMITED
JAMSHEDPUR-831001
JHARKHAND**

Environmental Statement – 2020-2021

[Form V]

Environmental Statement for the Financial Year ending 31st March 2021

PART-A

(i)	Name & address of the owner/occupier of the industry operation or process:	Mr. T.V. Narendran CEO & MD Tata Steel Limited Jamshedpur-831001 East Singhbhum, Jharkhand
(ii)	Industry Code	3312
	Primary STC Code:	Metallurgical industry
	Secondary SIC Code	Integrated Iron & Steel Industry
(iii)	Production Capacity	<p style="text-align: center;">Production Capacity: 11 MTPA Crude Steel</p> <p style="text-align: center;">Production during 2020-21: 9.34 Million Tons Crude Steel</p> <p>(Major units are: RMM, Blast Furnaces, Coke ovens, Sinter Plants, Pellet Plant, LD Shops, HSM, CRM, WRM, MM, NBM, CAPL*, Captive Power Plant and Utilities, JAMIPOL**) *CAPL is being owned and operated by M/s Jamshedpur Continuous Annealing and Processing Company (JCAPCPL), a joint venture formed by Tata Steel and Nippon Steel and Sumitomo Metal Corporation (NSSMC) to manufacture and market high-quality, automotive-grade continuous annealed products inside premises of Jamshedpur steel works. **Lime Grinding Plant and Bentonite Grinding Plant, JAMIPOL a joint venture of Tata Steel</p>
(iv)	Year of Establishment	1907

Environmental Statement – 2020-2021

(v)	Date of last Environment Statement submitted	September 18, 2020 vide letter no. EMD/C-23/408/20
------------	---	--

PART-B

WATER & RAW MATERIAL CONSUMPTION

i) Water Consumption (m³/day)

Water Consumption	During the previous Financial Year (2019-20)	During the current Financial year (2020-21)
Industrial Consumption (inside Works as Makeup water)	78,212	54,497
Domestic Consumption (Inside Works as drinking water)	10,691	10,586

Name of the product	Process water consumption/unit of product output (m ³ /tcs)	
Crude Steel	During the previous Financial Year (2019-20)	During the current Financial year (2020-21)
Specific Water Consumption	2.80	2.25

ii) Raw Material Consumption (Works):

Name of raw material	Name of products	Consumption of raw material per unit of output (kg/ton of crude steel)	
		During the previous Financial Year (2019-20)	During the current Financial year (2020-21)
Iron Ore	Crude Steel	1646.0	1683.0
Coking Coal		575.0	599.8
Limestone		303.3	316.2
Non-Coking Coal		222.7	208.7
Dolomite & Pyroxenite		95.4	82.2
Purchase Pellet		23.8	1.0
Quartzite and Other materials		8.2	6.3
Zinc & Zinc Alloys		0.9	0.7

Environmental Statement – 2020-2021

Ferro Manganese - High Carbon Lumps		0.7	0.8
Ferro Manganese - Medium Carbon		1.6	1.6

PART-C

Pollution Discharged to Environment/Unit of Output (Parameter As Specified in the Consent Issued)

(i) Works:

Pollutants	Quantity of pollutants discharged (mass/day)		Concentrations of pollutants discharged (mass / volume)		% of variation from prescribed standards
	(Tons/day)		(mg/L)		In %age (referring CTO)
(a) Water	2019-20	2020-21	2019-20	2020-21	2020-21
TSS	0.942	0.858	39.47	43.7	-56.3
COD	1.580	1.779	64.57	91.4	-63.4
Ammonia as N	0.093	0.103	4.22	6.0	-88
BOD	0.193	0.189	8.26	9.8	-67.3
Oil & grease	0.104	0.067	4.33	3.3	-67
Phenols	0.005	0.004	0.20	0.2	-80
Cyanide as CN-	0.003	0.003	0.14	0.1	-50
(b) Air	2019-20	2020-21	2019-20	2020-21	2020-21
	(Tons/day)		(mg/Nm³)		
PM	9.12	7.39	15.64	12.91	-91.4
SO ₂	20.78	15.76	105.90	67.63	-
NO _x	20.16	14.99	102.43	80.40	-

Environmental Statement – 2020-2021

Effluent Quality (2020-21)

Parameter	UoM	Norms	Susungaria Drain		
			Max	Min	Avg
pH	-	6.0-8.5	8.5	7.0	7.9
Total Suspended solids	mg/L	100	98.0	9.0	43.7
Oil & Grease	mg/L	10	6.0	1.2	3.3
Ammonical Nitrogen (as N)	mg/L	50	28.8	0.8	6.0
Free Cyanide (as CN ⁻)	mg/L	0.2	0.2	0.0	0.1
Biological Oxygen Demand, BOD	mg/L	30	16.4	4.5	9.8
Chemical Oxygen Demand, COD	mg/L	250	202.0	20.0	91.4
Phenol	mg/L	1	0.9	0.0	0.2

Environmental Statement – 2020-2021

Ambient Air Quality (2020-21)

Parameter	UoM	Norm	WEST PLANT FIRST AID STATION (WPFA)			COLD ROLL MILL (CRM)			POWER HOUSE # 3 GATE			POWER HOUSE # 6 GATE		
			Max.	Min.	Avg	Max.	Min.	Avg	Max.	Min.	Avg	Max.	Min.	Avg
Particulate Matter, PM₁₀	µg/m ³	100	237.0	59.8	132.3	286.0	69.6	152.5	290.9	65.3	147.1	217.5	77.1	120.9
Particulate Matter, PM_{2.5}	µg/m ³	60	155.0	26.5	68.0	143.6	31.2	74.1	167.2	37.6	79.5	132.6	9.7	48.0
Sulphur Dioxide (SO₂)	µg/m ³	80	31.0	5.0	14.1	47.7	13.5	22.7	96.0	10.4	23.3	36.8	6.8	15.0
Nitrogen Dioxide, (NO_x)	µg/m ³	80	87.0	9.1	38.2	116.7	9.3	52.3	92.9	28.3	56.9	69.4	40.4	55.3
Carbon Monoxide (CO)	µg/m ³	2000	0.8	0.5	0.7	0.4	0	0.2	0.6	0	0.4	0.5	0.3	0.5
Ammonia (NH₃)	µg/m ³	400	86.0	20.8	43.6	63.9	15.6	32.4	69.7	19.8	50.6	167.0	26.7	55.3
Ozone (O₃)	µg/m ³	100	21.2	8.0	11.4	20.0	7.5	11.8	23.0	7.6	10.9	17.5	10.1	12.7
Nickel (Ni)	µg/m ³	1.0	8.3	4.3	5.9	11.5	4.3	7.6	12.7	4.1	8.5	13.2	6.3	10.2
Arsenic (As)	ng/m ³	6.0	NT	NT	NT	NT	NT	NT	NT	NT	NT	NT	NT	NT
Lead (Pb)	ng/m ³	20.0	0.2	0.1	0.1	0.2	0.1	0.2	0.3	0.2	0.3	0.3	0.1	0.2
Benzene (C₆H₆)	µg/m ³	5.0	< 0.1	< 0.1	< 0.1	< 0.1	< 0.1	< 0.1	< 0.1	< 0.1	< 0.1	< 0.1	< 0.1	< 0.1
Benzo alpha Pyrene (BaP)	ng/m ³	1.0	< 0.1	< 0.1	< 0.1	< 0.1	< 0.1	< 0.1	< 0.1	< 0.1	< 0.1	< 0.1	< 0.1	< 0.1

PART-D

**Hazardous Waste
[As Specified under Hazardous and Other Wastes (Management and Transboundary Movement) Rules, 2016]**

Hazardous Waste	Total Quantity (Tonnes)	
	During the previous Financial Year (2019-20)	During the current Financial year (2020-21)
(a) From Process		
Kiln Dust	18,364	17,196
GCP Sludge*	5,35,499	5,10,322
Mill Scale	1,01,599	91,208
Mill Sludge	2,482	2,147
Waste Oil	3232	2099
Waste Grease	158.7	160.7
Fe bearing Muck	12,126	14,397
Muck Waste	4,474	9406
Tar Sludge	6295	2858
Zinc dust Ash	208	197
Iron Oxide	12117	8482
Iron Hydroxide Sludge	419.5	309.3
Chrome Sludge	2.0	0.125
(b) From Pollution Control Facilities		
APCE Dust	1,76,079	1,46,292
BOD Sludge	288	567

*GCP Sludge includes Sludges from LD Shops and Blast Furnaces

PART-E
Solid Waste

Total Quantity Generated

Name of the Waste	Total Quantity Generated (tonnes)	
	During the previous Financial Year (2019-20)	During the current Financial year (2020-21)
(a) From Process		
BF Slag	41,55,373	38,93,580
LD Slag	17,04,502	15,04,717
Lime Fines	2,13,417	1,99,282
(b) From Pollution Control Facilities- Nil		

Environmental Statement – 2020-2021

(c)(1). Total Quantity Recycled/ Reutilized within the unit

Name of the Waste	Total Quantity Recycled/ Re utilized within the unit (tonnes)	
	During the previous Financial Year (2019-20)	During the current Financial year (2020-21)
BF Slag	8,019	288
LD Slag	7,56,932	5,64,728
Lime Fines	1,95,522	1,79,804

(c)(2). Total Quantity Sold

Name of the Waste	Total Quantity Sold (tonnes)	
	During the previous Financial Year (2019-20)	During the current Financial year (2020-21)
BF Slag	40,16,057	40,56,484
LD Slag	11,64,258	10,42,293
Lime Fines	18,250	15,993

(c)(3). Total Quantity Disposed

Name of the Waste	Total Quantity Disposed (tonnes)	
	During the previous Financial Year (2019-20)	During the current Financial year (2020-21)
BF Slag	96,800	0
LD Slag	93,687	0

PART-F

Chemical Composition of majority of waste as produced in process of Tata Steel's Jamshedpur operation is given below:

Name of Wastes	Chemical Composition (%)	Disposal Method
Coal Tar Sludge	C – 90-95; Moisture – 1.3 S – 0.3-0.7; CV – 8800 KCal/kg Sp. Gr. – 1.2; Ash – 0.04-0.05	Mixed with coal & used in Coke Plant
BOD Sludge	VM – 50; Ash – 26 Moist. – 20; CV – 5800 KCal/kg	Mixed with coal & used in Coke Plant
B F Slag	CaO – 32; MgO – 9 SiO ₂ – 34.5; MnO – 0.25	<ul style="list-style-type: none"> • Sold to cement plant • Used in construction

Environmental Statement – 2020-2021

	P ₂ O ₃ – Nil; Al ₂ O ₃ – 1.2 S – 1.4; TiO ₂ – 1.2; FeO – 0.33	
GCP Sludge from Blast Furnace	Fe(T) – 33.65; MnO – 0.14 CaO – 3.45; Al ₂ O ₃ – 3.64 SiO ₂ – 6.40; S – 0.230; P ₂ O ₅ – 0.307 TiO ₂ – 0.30; MgO – 1.40 Alkali – 0.5 to 0.7; C – 21-24	<ul style="list-style-type: none"> • Used in Sinter Plant • Used in Pellet Plant
L D Slag	Fe(T) – 18-25; MgO – 1-2 CaO – 45-55; MnO – 0.5-1.0 SiO ₂ – 10-12; Al ₂ O ₃ – 0.8-1.0 P ₂ O ₅ – 3.5-4.0; S – 0.2 TiO ₂ – 0.8-1; Alkali – 0.18	<ul style="list-style-type: none"> • Used in construction • Used in Sinter Plant
GCP Sludge from LD Shops	Fe(T) – 55 to 60; MgO - <1.0 CaO – 10-15; MnO - <0.5 SiO ₂ – 1.5-2.0; Al ₂ O ₃ - <0.5 P ₂ O ₅ – 0.29; TiO ₂ - <0.1	<ul style="list-style-type: none"> • Used in Sinter Plant
Mill Scale	Fe(T) – 72-75; MnO - <0.5 SiO ₂ - <0.5; Al ₂ O ₃ - <0.5 MgO – 0.1; Oil – 10-12	<ul style="list-style-type: none"> • Used in Sinter Plant
Mill Sludge	Fe(T) – 42.76; MgO – 0.35 CaO – 0.65; MnO – 0.27 SiO ₂ – 1.12; Al ₂ O ₃ – 0.50 P ₂ O ₅ – 0.089; TiO ₂ – 0.03 Cr ₂ O ₃ – 0.03; Oil – 10-12	<ul style="list-style-type: none"> • Used in Sinter Plant
Lime Fines	CaO – 66.5; Al ₂ O ₃ – 0.26 SiO ₂ – 1.53; MgO – 5.68	<ul style="list-style-type: none"> • Sold • Used in Sinter Plant

PART-G

Sl. No.	Pollution abatement Measures taken in 2020-21	Impact on conservation of natural resources & others
1	Effluent recycling facility	Reduction of specific water consumption to be continued
2	Installation of APCE	Reduction in specific PM emission and to be continued
3	Green Belt Development	We have planted approx. 1,17,109 nos. saplings during April 2020 to March 2021 inside the works, Township and JMD area. Every year plantation done in available space. The following plant species are being planted: <i>Ficus, karanj, Cicilipinia, Palm, Ashoka, Mahogany, Caesalpinia Arjun, Sita Ashok, Bakul, Spathodia, Kanchan, Jural, Tabulia,</i>

Environmental Statement – 2020-2021

		<i>Sissam, Termanelia Sp., Arica palm, foxtail palm, Tecoma, Kannel, Tababia, Ghandhraj, calendra, Tagar, Hemelia, Kamani, Karbi, Calendra etc.</i>
--	--	---

Details of Plantation (nos.) done during April 2020 – March 2021

Month	Plantation in Town and JMD	Plantation in Works	Species
Apr-20	0	0	-
May-20	0	0	-
Jun-20	2120	1017	<i>Kadam, Arjun, Bixa, Bakul, Cesselpiniya, Tecoma, Neem, Karanj, Simarouba glauca, Lakshmi taru, Amaltas</i>
Jul-20	15000	1008	<i>Neem, Cesselpiniya Bakul, Champa, Arjun, Karanj, Ashoka, Karam</i>
Aug-20	10000	255	<i>Neem, Cesselpiniya, Bakul, Champa, Arjun, Karanj, Ashoka, Karam Peltaform, Tababia</i>
Sep-20	25000	676	<i>Tababia, palida, Neem, Cesselpiniya, Bakul, Champa, Arjun, Karanj, Ashoka, Karam, Peltaform, Kanchan</i>
Oct-20	8350	100	<i>Bakul, Karnaj, Tababiya</i>
Nov-20	9237	1005	<i>Bakul, Arjun, Karanj, Baken, Sirish, Gulmohar, Arjun, Jacaranda, Peltaform, Tababia</i>
Dec-20	3000	1015	<i>Bottel brush, Cesselpiniya, Bakul, Champa, Arjun, Karanj, Ashoka, Peltaform, Tababia, Tababiya</i>
Jan-21	3835	2523	<i>Sita Ashok, Bakul, ficus, Bottelbrush, Ashok, Simarobuagloca, foxtail palm, Syzyiem, Phonex palm, juniperious</i>
Feb-21	13107	4487	<i>Hara, Behra, Ashoka, foxtail palm, Syzygium, Phonex palm, juniperious, Arjun, Tejpata</i>
Mar-21	15259	115	<i>Arica Palm, Foxtail Palm, Harsingra, Jatropha, Arjun, Hara, Bahara, Sita Ashok, Ashoka, Acacia biflora, Tacoma</i>

Environmental Statement – 2020-2021

Total	1,04,908	12,201	Total= 1,17,109
--------------	-----------------	---------------	------------------------

PART-H

Additional Measures Investment Proposal of Environmental Protection Including Abatement of Pollution

- Upgradation of the existing pollution control equipment to bring down dust level
- New pollution control equipment is with more stringent design emission value
- Improvement in water recycling facility for reducing the wastewater discharge
- Upgradation of Central Effluent Treatment Plant for effluent treatment from 4 MGD to 9 MGD is under progress.

PART-I

Any other particulars for improving the quality of environment

- All the boilers of Captive power plants have been converted from coal fired to gas fired, thus there is no generation of fly ash in the power plant.
- LD Slag after metal recovery is being used internally in the manufacturing process as well as externally in brick and road making works.
- BF Slag is being granulated through online slag granulation facilities available at BF's and made available to the Cement plants for cement making.
- Zero effluent discharge (ZED) has been achieved in 4 out of 5 designated outlets. Action plan to achieve ZED in remaining one is under progress.
- Energy efficiency improvement in operations of TSJ Works by installing Variable Frequency Drive and Back Pressure Turbo Generator.

Annexure -VI**Status of solid and Other Waste Generation and Utilization****(April 2021 to September 2021)****(All data in tonnes)**

Sl.	Particulars	Generation	Internal Cons	External Cons. & Sales	Total Utilisation	Utilization
1	Flue Dust	51,046	55,758	-	55,758	109%
2	GCP Sludge	55,769	55,769	-	55,769	100%
3	Lime Fines	1,10,408	1,01,835	7,731	1,09,566	99%
4	LD Sludge	2,25,157	1,99,123	-	1,99,123	88%
5	Kiln Dust	9,433	9,716	-	9,716	103%
6	Mill Scale	49,824	50,652	-	50,652	102%
7	Mill Sludge	1,150	1,210	-	1,210	105%
8	Iron Oxide	5,562	53	5,365	5,417	97%
9	Fe bearing muck	7,350	7,257	-	7,257	99%
10	ESP/DE Dust	26,005	26,089	-	26,089	100%
A	Process Solid Waste	5,41,706	5,07,460	13,096	5,20,556	96%
1	LD Slag Metallic	8,03,504	2,15,523	-	2,15,523	111%
2	LD Slag Non-Metallic		1,09,018	5,65,691	6,74,709	
B	LD Slag	8,03,504	3,24,541	5,65,691	8,90,231	111%
1	Granulated BF Slag	20,23,497	-	19,98,097	19,98,097	99%
2	Air Cooled BF Slag	1,29,544	7,568	1,30,931	1,38,499	107%
C	Blast Furnace Slag	21,53,041	7,568	21,29,028	21,36,596	99%
D	Total	34,98,251	8,39,569	27,07,814	35,47,384	101%

LETTER NO.- 615

OFFICE OF THE CHIEF INSPECTOR OF FACTORIES, JHARKHAND

SHRAM BHAWAN, DORANDA, RANCHI-2

(Tel:- 0651-2480454 E-mail Id- cifoffice123@gmail.com)

From,

**Chief Inspector of Factories, Jharkhand,
Ranchi.**

To,

**The Occupier,
M/s Tata Steel Limited,
Jamshedpur.**

Ranchi Dated: 29-05-2020

Subject: Recommendation of On Site Emergency Plan & Disaster Control of M/s Tata Steel Limited, Jamshedpur.

Sir,

The On Site Emergency Plan & Disaster Control submitted by you has been examined and the same is recommended subject to the following conditions: -

1. Regular Mock- drill shall be carried out in the factory as per the provisions and a detailed report should be made available to the Inspector of Factories and Chief Inspector of Factories.
2. A detailed safety audit report conducted by an experienced outside agency shall be submitted along with details of health & safety policy of your factory.
3. The Emergency Reponses plan will be up-dated and revised if there is any modification in the plant, process or industrial activity.
4. Adequate arrangement of medical/ relief facilities (first aid equipments etc.) should be provided and maintained in the emergency control room.
5. Telephone number of key persons to be noted and displayed in the central control room.


A copy of the recommended plan is enclosed herewith.

Yours faithfully,



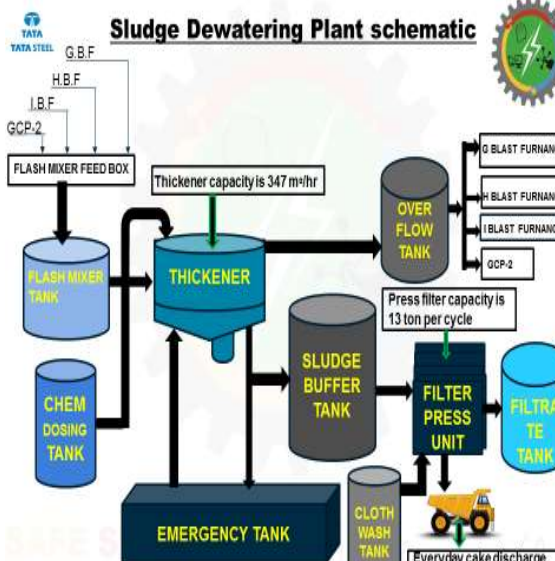
Chief Inspector of Factories, Jharkhand,
Ranchi.

Sludge Dewatering Plant



Sludge Dewatering Plant

Sludge Dewatering Plant Thickener Area



Sludge Dewatering Plant Filter Press Room

Sludge Dewatering Plant schematic

Central Effluent Treatment Plant



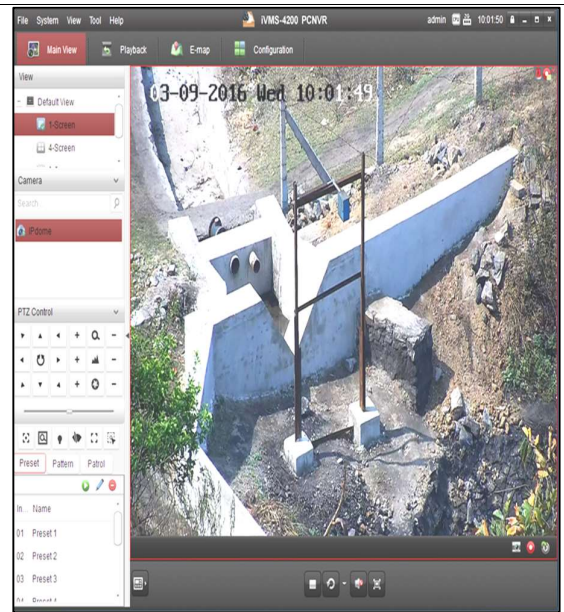
Clarifier



Reverse Osmosis Building



Process Effluent: Biological Oxidation Plant at Coke Ovens, Effluent Treatment Plants



Effluent Analyzers & Monitoring

Upgradation of ESPs



Sinter Plant 1 Waste Gas ESP



Sinter Plant 2 Waste Gas ESP



Sinter Plant 2 Refurbished ESP



Sinter Plant 3 Refurbished ESP



Sinter Plant 3 New Waste Gas ESP




Sinter Plant 2 New Waste Gas ESP



Tyre Washing Facility (TWF)



CDQ 40 MW Power Plant



Blast Furnace Sludge Drying Plant



High Efficiency BF with high Top Pressure, Stove Waste Heat Recovery, TRT, Cast House Slag Granulation



Covered Shed for Coal and Pellet



Waste Heat Recovery in Coke Dry Quenching



NABL Accredited EMD Laboratory



ICP at EMD Laboratory



Stack Analyzers & Monitoring



Stack: Bag Filters, ESP, Scrubbers & Cyclone



Open Steam Aging plant for LD Slag



Greenery inside Works