

TSML/FAPG/2106/FY22

Date: 29/11/2021

To

The Chief Conservator of Forests (Central)
Eastern Regional Office
Ministry of Environment & Forests
Government of India
A/3, Chandrashekharpur,
Bhubaneswar - 751023, Odisha.

Sub: Half Yearly Compliance Report (April 2021 to September 2021) for Environmental Clearance to M/s Tata Steel Ltd. for 55,000 TPA High Carbon Ferro-Chrome Plant, at Gopalpur, Tehsil-Chhatrapur, District- Ganjam, Odisha.

Dear Sir,

We are enclosing the Half Yearly Compliance Report for the period April 2021 to September 2021 for the conditions stipulated in Environmental Clearance to the above referred project vide MoEF's letter No. J-11011/55/2011-IA.II (I) dated 14th August 2012 and amended EC dated 08th August 2014 & letter No. 11-63/2012-IA.III dated 18th March 2013 respectively for your kind consideration. The copy of the compliance report is also being sent in the soft format to e-mail id for your kind perusal.

We wish to mention that all the necessary actions are being taken in compliance to the specific and general conditions of Environmental Clearance granted to the project.

We trust that the information furnished is in line with your requirement.

Thanking You,
Yours faithfully,
For TATA STEEL Ltd.,



B Srinivas.
Factory Manager
Ferro Chrome Plant, Gopalpur
Tata Steel Limited

Encl. a/a

Copy to:

1. Member Secretary, State Pollution Control Board, Odisha, Bhubaneswar.
2. Member Secretary, Central Pollution Control Board, Kolkata;
3. Regional Officer, State Pollution Control Board, Berhampur.



HALF YEARLY COMPLIANCE REPORT

(Period from April 2021 to September 2021)

For

55,000 TPA High Carbon Ferro-Chrome Plant,

Of

M/s Tata Steel Limited

At- Gopalpur, Tehsil- Chhatrapur, District- Ganjam, Odisha

Half-Yearly Compliance Report (April 2021 to September 2021) of Environment Clearance Videletter No. J-11011/55/2011-IA-II(I) dated 14.08.2012 and amendment of EC dated 08.08.2014 from MoEF for 55,000 TPA High Carbon Ferro Chrome Plant at Tehsil Chhatrapur, Ganjam, Odisha by TATA Steel Limited

Sl. No.	Specific Conditions	Compliance/Status
1	The proponent shall obtain necessary CRZ clearance under the provision of CRZ Notification, 2010	We have been granted CRZ Clearance under the provision of CRZ Notification, 2011 on 18.03.2013 vide letter no. F No. 11-63/2012-IA.III from MoEF & CC (IA Division).
2	No Charcoal shall be used as fuel. Pet Coal should be used as fuel instead of charcoal from unknown sources.	No Charcoal is used as fuel for plant operations.
3	Continuous monitoring facilities for all the stacks and sufficient air pollution control equipment viz. fume extraction system with bag filters, ID fan and stack of adequate height to submerged arc furnace shall be provided to control emission below 50 mg/Nm ³	<ul style="list-style-type: none"> • Installation of Continuous monitoring of SPM for process stack is in progress. • Fume Extraction System with bag filters and ID fan has been installed to control emission. • Adequate stack height is maintained in submerged arc furnace. • Dust extraction system also installed.
4	The National Ambient Air Quality Standards issued by the Ministry vide G.S.R. No. 826(E) dated 16 th November 2009 shall be followed.	NAAQ Standards have been referred for air quality monitoring and is being complied.
5	Secondary fugitive emissions from all the sources shall be controlled within the latest permissible limits issued by the Ministry and regularly monitored. Guidelines / Code of Practice issued by the CPCB shall be followed.	Water sprinkling on roads/operating areas is being carried out on a regular basis to control the fugitive emissions.
6	The total water requirement shall not exceed 5.5 MLD. "Zero" effluent discharge shall be strictly followed and no wastewater should be discharged outside the premises.	The water requirement for 55,000 TPA of Ferro Chrome Plant is 2 MLD approx. The ETP and STP have been installed and no wastewater is discharged outside the premises.
7	Efforts shall be made to make use of rain water harvested. If needed, capacity of the reservoir should be enhanced to meet the maximum water requirement. Only balance water requirement should be met from other sources.	The water reservoir of 6.5 lakhs KL capacity is also used to store the rain water during the monsoon. Rain water post treatment is used to meet the water requirement.
8	Regular monitoring of influent and effluent surface, sub-surface and ground water shall be ensured and treated waste water shall meet the norms prescribed by the State Pollution Control Board or described under the Environment (Protection) Act whichever are more stringent. Leachate study for the effluent generated and analysis should also be regularly carried out and report submitted to the Ministry' Regional Office at Bhubaneswar, SPCB and CPCB.	<ul style="list-style-type: none"> • Surface water quality monitoring is being carried out regularly around the project site by third party registered and NABL accredited labs. • Upstream and downstream surface water is being carried out every month. Surface Water monitoring results is attached in Annexure-1.
9	All the Ferro chrome slag shall be used for land filling inside the plant or used as building material only after passing through Toxic Chemical Leachability Potential (TCLP) Test. Otherwise, hazardous substances shall be recovered from the slag and output waste and be disposed in secured landfill as per CPCB guidelines.	Ferro Chrome Slag testing for Toxic Chemical Leachability Potential (TCLP) has been done from IMMT. No hazardous substances found. The same can be used for landfill in low lying areas inside our plant premise.

Half-Yearly Compliance Report (April 2021 to September 2021) of Environment Clearance Videletter No. J-11011/55/2011-IA-II(I) dated 14.08.2012 and amendment of EC dated 08.08.2014 from MoEF for 55,000 TPA High Carbon Ferro Chrome Plant at Tehsil Chhatrapur, Ganjam, Odisha by TATA Steel Limited

10	Risk and Disaster Management Plan along with the mitigation measures should be prepared and a copy submitted to the Ministry's Regional Office at Bhubaneswar, SPCB and CPCB within 3 months of issue of environment clearance letter.	Risk and Disaster Management Plan along with the mitigation measures have been submitted to the MoEF vide letter no. OP-Env/C-04/52/2012 dated 12.11.2012 along with a copy to Eastern Regional Office, MoEF and Odisha State Pollution Control Board, Bhubaneswar. Additionally, an onsite emergency plan approved by Directorate of Factories & Boilers is also in place.
11	All the commitments made to the public during the Public Hearing / Public Consultation meeting held on 20th September 2011 should be satisfactorily implemented and a separate budget for implementing the same should be allocated and information submitted to the Ministry's Regional Office at Bhubaneswar.	Commitments made to the public during Public hearing is being regularly implemented and monitored by Tata Steel Rural Development Society (TSRDS) within the allocated budget.
12	As proposed green belt should be developed in at least 33% of the project area. Selection of plant species shall be as per the CPCB guidelines in consultation with the DFO.	Green belt has been development over a period of 7 years and has been taken up in phase wise manner. We planted over 51000 saplings
13	At least 5% of the total cost of the project should be earmarked towards the Enterprise Social Commitment based on Public Hearing issues and item-wise details along with time bound action plan should be prepared and submitted to the Ministry's Office at Bhubaneswar. Implementation of such program shall be ensured accordingly in a time bound manner.	<ul style="list-style-type: none"> Separate budget has been earmarked for the CSR activities, community as well as peripheral development activities such as Health, drinking water, Education, Environment etc. and is being done by our Tata Steel Rural Development Society wing. Rupees 651.01 lacs have been spent towards the above-mentioned activities in October 2020 to March 2021. (Refer Annexure-2)
14	The Company shall provide housing for construction labor within the site with all necessary infrastructure and facilities such as fuel for cooking, mobile toilets, safe drinking water, medical health care, crèche etc. The housing may be in the form of temporary structures to be removed after the completion of the project.	<ul style="list-style-type: none"> Necessary infrastructure & facilities for the construction labors was provided during the construction Work.
15	The Company shall submit within three months their policy towards Corporate Environment Responsibility which should inter-alia address (i) Standard operating process / procedure to being into focus any infringement/deviation/violation of environmental or forest norms/conditions, (ii) Hierarchical system or administrative order of the Company to deal with environmental issues and ensuring compliance to environmental clearance conditions and (iii) System of reporting of noncompliance/violation environmental norms to the Board of Directors of the company and/or stakeholders or shareholders.	The Corporate Environment Policy is in place and has been submitted to the MoEF & CC vide letter no. OP-Env /C-04/52/2012 dated 12.11.2012 with a copy to Regional Office, OSPCB.

Half-Yearly Compliance Report (April 2021 to September 2021) of Environment Clearance Videletter No. J-11011/55/2011-IA-II(I) dated 14.08.2012 and amendment of EC dated 08.08.2014 from MoEF for 55,000 TPA High Carbon Ferro Chrome Plant at Tehsil Chhatrapur, Ganjam, Odisha by TATA Steel Limited

Sl. No.	General Conditions	Compliance/Status
1	The project authorities must strictly adhere to the stipulations made by the Orissa State Pollution Control Board and the State Government.	Stipulations as made by the State & Central Govt. are being adhered to from time to time.
2	No further expansion or modifications in the plant shall be carried out without prior approval of the Ministry of Environment and Forests.	Amendment to Environmental Clearance was granted by MoEF & CC vide File no. J-11011/55/2011-IA II(I) on 08.08.2014.
3	The gaseous emissions from various process units shall conform to the load/mass based standards notified by the Ministry on 19th May, 1993 and standards prescribed from time to time. The State Board may specify more stringent standards for the relevant parameters keeping in view the nature of the industry and its size and location.	The Process units have the gaseous emissions under control and below the prescribed limits.
4	At least four ambient air quality monitoring stations should be established in the downward direction as well as where maximum ground level concentration of PM ₁₀ , SO ₂ and NOX are anticipated in consultation with the SPCB. Data on ambient air quality and stack emission shall be regularly submitted to this Ministry including its Regional Office at Bhubaneswar and the SPCB/CPCB once in six months.	Four ambient Air Quality & fugitive Emission monitoring stations installed. The ground level concentration of PM ₁₀ , SO ₂ and NOX etc. are as per the anticipation of SPCB. The Air Quality, Fugitive emission and Stack monitoring result is attached in Annexure-3 .
5	Industrial wastewater shall be properly collected, treated so as to conform to the standards prescribed under GSR 422(E) dated 19 th May, 1993 and 31 st December 1993 or as amended from time to time. The treated wastewater shall be utilized for plantation purpose.	Industrial wastewater generated has been treated in Effluent Treatment Plant conforming to the standards and treated wastewater is recycled and re-used for green belt development, water sprinkling on roads, metal cooling activity etc.
6	The overall noise levels in and around the plant area shall be kept well within the standards (85dBA) by providing noise control measures including acoustic hoods, silencers, enclosures etc. on all sources of noise generation. The ambient noise levels should conform to the standards prescribed under EPA Rules, 1989 viz. 75 dBA (daytime) and 70 dBA (nighttime).	Ambient Noise monitoring is continuously monitored. Plant area is maintained within the standards. Noise Quality monitoring results is attached in Annexure-4 .
7	Occupational health surveillance of the workers shall be done on a regular basis and records maintained as per the Factories Act.	Health Records of the workers are being maintained as per Factories Act. Pre-Employment Medical check-up prior to the issue of their gate pass to work inside the site and Periodic Medical Check-up for the workers is being done.
8	The company shall develop surface water harvesting structures to harvest the rain water for utilization in the lean season besides recharging the ground water table.	A water reservoir of 6.5 lakhs liter capacity is in place to store the rain water post monsoon which will be used for plant operation post requisite treatment.

Half-Yearly Compliance Report (April 2021 to September 2021) of Environment Clearance Videletter No. J-11011/55/2011-IA-II(I) dated 14.08.2012 and amendment of EC dated 08.08.2014 from MoEF for 55,000 TPA High Carbon Ferro Chrome Plant at Tehsil Chhatrapur, Ganjam, Odisha by TATA Steel Limited

9	<p>The project proponent shall also comply with all the environmental protection measures and safeguards recommended in the EIA/EMP report. Further, the company must undertake socio-economic development activities in the surrounding villages like community development programs, educational programs, drinking water supply and health care etc.</p>	<ul style="list-style-type: none"> • Environmental Protection measures as indicated in the EIA and EMP report has been implemented. • Socio-economic developmental activities in Health, Education, Sports, agriculture, and infrastructure development are being carried out in the surrounding and periphery villages. 5 no. of Mobile Medical Units catering to the surrounding villages are in operation.
10	<p>Requisite amount shall be earmarked towards capital cost and recurring cost/annum for environment pollution control measures to implement the conditions stipulated by the Ministry of Environment and Forests as well as the State Government. An implementation schedule for implementing all the conditions stipulated herein shall be submitted to the Regional Office of the Ministry at Bhubaneswar. The funds so provided shall not be diverted for any other purpose.</p>	<p>Separate budget has been earmarked towards capital and operating environment expenditure. Environment Budget from Apr'21 to Sep'21 – Approx. Rs. 62,61,100/-</p>
11	<p>A copy of clearance letter shall be sent by the proponent to concerned Panchayat, Zila Parishad/Municipal Corporation, Urban Local Body and the local NGO, if any, from whom suggestions/representations, if any, were received while processing the proposal. The clearance letter shall also be put on the web site of the company by the proponent.</p>	<ul style="list-style-type: none"> • Environment Clearance copy has been submitted to the concerned Govt. /Private Bodies in Aug 2012. • Environment Clearance letter has been uploaded on the Tata Steel website, www.tatasteel.com
12	<p>The project proponent shall upload the status of compliance of the stipulated environmental clearance conditions, including results of monitored data on their website and shall update the same periodically. It shall simultaneously be sent the Regional Office of the MoEF at Bhubaneswar. The respective Zonal Office of CPCB and the SPCB. The criteria pollutant levels namely; PM₁₀, SO₂, NO_x (ambient levels as well as stack emissions) or critical sectoral parameters, indicated for the projects shall be monitored and displayed at a convenient location near the main gate of the company in the public domain.</p>	<ul style="list-style-type: none"> • Last six-monthly compliance reports have been uploaded to the company's website www.tatasteel.com. • Electronic multi-line display board was installed on 5th June 2014 which was displaying the results of the monitored data i.e. ambient air quality, noise level, and water quality at the main entrance of. However, it is malfunctioned. Replacement process is in progress. However, the criteria pollutant levels namely; PM₁₀, SO₂, NO_x or critical sectoral parameters, indicated for the projects are monitored and displayed at main gate of the company manually. • The compliance reports are being sent to the Regional Office, MoEF and the respective zonal office of CPCB and SPCB.
13	<p>The project proponent shall also submit six monthly reports on the status of the compliance of the stipulated environmental conditions including results of monitored data (both in hard copies as well as by e-mail) to the Regional Office of MoEF, the respective Zonal Office of CPCB and the SPCB. The Regional Office of this Ministry at Bhubaneswar/ CPCB/ SPCB shall monitor the stipulated conditions.</p>	<p>Last Six-Monthly Compliance report for the period October'2020 to March'2021 was submitted to MoEF/OSPCB Regional Office both in hard as well as soft copy in May 2021.</p>

Half-Yearly Compliance Report (April 2021 to September 2021) of Environment Clearance Videletter No. J-11011/55/2011-IA-II(I) dated 14.08.2012 and amendment of EC dated 08.08.2014 from MoEF for 55,000 TPA High Carbon Ferro Chrome Plant at Tehsil Chhatrapur, Ganjam, Odisha by TATA Steel Limited

14	The environmental statement for each financial year ending 31st March in Form-V as is mandated to be submitted by the project proponent to the concerned Pollution Control Board as prescribed under the Environment (Protection) Rules, 1986, as amended subsequently, shall also be put on the website of the company along with the status of compliance of environmental conditions and shall also be sent to the respective Regional Office of the MoEF at Bhubaneswar by e-mail.	The environmental statement has been submitted every year and the same has been uploaded on company's website www.tatasteel.com .
15	The Project Proponent shall inform the public that the project has been accorded environmental clearance by the Ministry and copies of the clearance letter are available with the SPCB and may also be seen at Website of the Ministry of Environment and Forests at http://envfor.nic.in . This shall be advertised within seven days from the date of issue of the clearance letter, at least in two local newspapers that are widely circulated in the region of which one shall be in the vernacular language of the locality concerned and a copy of the same should be forwarded to the Regional Office at Bhubaneswar.	Complied. Paper advertisement details are as follows; a. Odia: SAMBAD, Page No. 9 b. English: The New Indian Express, Page no. 5 Advertisement details have been submitted to the MoEF Eastern Regional Office at Bhubaneswar on 19.08.12 and were also attached with the 1 st Half Yearly Compliance Report.
16	Project authorities shall inform the Regional Office as well as the Ministry, the date of financial closure and final approval of the project by the concerned authorities and the date of commencing the land development work.	<ul style="list-style-type: none"> • Project received final approval from Tata Steel Board in August 2010 and is being funded through internal accruals. • Ground leveling activities was started on 04.05.2013 and the same was being intimated to the board vide letter no PG-Env/C-01/03/2013 & PG-Env/C-01/04/2013, dated 10th May 2013. However, frequent strikes by the local people have deferred the plant operation.



- Infrastructure Engineering
- Water Resource Management
- Environmental & Social Study

- Surface & Sub-Surface Investigation
- Quality Control & Project Management
- Renewable Energy

- Agricultural Development
- Information Technology
- Public Health Engineering

- Mine Planning & Design
- Mineral/Sub-Soil Exploration
- Waste Management Services

ANNEXURE-1

SIX MONTHLY COMPLIANCE REPORT

(APRIL 2021 TO SEPTEMBER 2021)

SURFACE WATER QUALITY ANALYSIS REPORT

1. Name of the Industry : M/s TATA Steel Ltd (Ferro Alloys Plant) , Gopalpur

2. Sampling Location : SW1-Khara Nallah Upstream

SL.No	Parameters	Unit	April-21	May-21	June-21	July-21	Aug-21	Sept-21	Averages
1	Colour (max)	Hazen	<5	<5	<5	<5	<5	<5	<5
2	pH Value	--	8.47	8.52	7.5	7.5	7.52	7.59	7.9
3	Dissolved Oxygen (minimum)	mg/l	6.2	6.3	6.4	6.5	6.9	7.1	6.6
4	Chloride (max)	mg/l	18.6	19.2	102	108	110	114	78.6
5	Total Dissolved Solids	mg/l	419	424	462	460	470	454	448.2
6	BOD (3) days at 27 ^o C (max)	mg/l	BDL	BDL	BDL	BDL	BDL	BDL	BDL
7	Arsenic as As	mg/l	BDL	BDL	BDL	BDL	BDL	BDL	BDL
8	Lead as Pb(max)	mg/l	BDL	BDL	BDL	BDL	BDL	BDL	BDL
9	Cadmium as Cd (max)	mg/l	BDL	BDL	BDL	BDL	BDL	BDL	BDL
10	Hexa Chromium as Cr ⁺⁶	mg/l	BDL	BDL	BDL	BDL	BDL	BDL	BDL
11	Copper as Cu (max)	mg/l	BDL	BDL	BDL	BDL	BDL	BDL	BDL
12	Zinc as Zn(max)	mg/l	BDL	BDL	BDL	BDL	BDL	BDL	BDL
13	Selenium as Se (max)	mg/l	BDL	BDL	BDL	BDL	BDL	BDL	BDL
14	Cyanide as CN (max)	mg/l	ND	ND	ND	ND	ND	ND	ND
15	Fluoride as F (max)	mg/l	0.19	0.21	0.29	0.28	0.32	0.38	0.28
16	Sulphates (SO ₄) (max)	mg/l	12.9	13.2	67.5	67.8	66	69	49.4
17	Phenolic Compounds as C ₆ H ₅ OH (max)	mg/l	BDL	BDL	BDL	BDL	BDL	BDL	BDL
18	Iron as Fe (max)	mg/l	0.24	0.28	0.71	0.72	0.78	0.71	0.57
19	Nitrate as NO ₃ (max)	mg/l	7.8	8.2	7.5	7.6	7.4	7.1	7.6
20	Anionic Detergents (max)	mg/l	ND	ND	ND	ND	ND	ND	ND
21	Total Coli form	MPN/100 ml	1260	1240	1580	1490	1420	1510	1417
22	Cadmium	mg/l	<0.01	<0.01	<0.01	<0.01	<0.01	<0.01	<0.01
23	Zinc as Zn	mg/l	<0.5	<0.5	<0.5	<0.5	<0.5	<0.5	<0.5
24	Oil & Grease	mg/l	ND	ND	ND	ND	ND	ND	ND
25	Fecal Coliform	MPN/100 ml	<1.8	<1.8	<1.8	<1.8	<1.8	<1.8	<1.8



- Infrastructure Engineering
- Water Resource Management
- Environmental & Social Study

- Surface & Sub-Surface Investigation
- Quality Control & Project Management
- Renewable Energy

- Agricultural Development
- Information Technology
- Public Health Engineering

- Mine Planning & Design
- Mineral/Sub-Soil Exploration
- Waste Management Services

SIX MONTHLY COMPLIANCE REPORT

(APRIL 2021 TO SEPTEMBER 2021)

SURFACE WATER QUALITY ANALYSIS REPORT

1. Name of the Industry : M/s TATA Steel Ltd (Ferro Alloys Plant) , Gopalpur

2. Sampling Location : SW2-Khara Nallah Downstream

SL.No	Parameters	Unit	April-21	May-21	June-21	July-21	Aug-21	Sept-21	Averages
1	Colour (max)	Hazen	<5	<5	<5	<5	<5	<5	<5
2	pH at 25°C	--	8.52	8.48	8.01	8.12	8.19	8.19	8.3
3	Dissolved Oxygen (minimum)	mg/l	6.9	6.1	6.8	6.91	6.6	6.6	6.7
4	Chloride (max)	mg/l	12.8	11.6	33	38	36	36	27.9
5	Total Dissolved Solids	mg/l	222	218	318	324	318	318	286.3
6	BOD (3) days at 27°C (max)	mg/l	BDL	BDL	BDL	BDL	BDL	BDL	BDL
7	Arsenic as As	mg/l	BDL	BDL	BDL	BDL	BDL	BDL	BDL
8	Lead as Pb(max)	mg/l	BDL	BDL	BDL	BDL	BDL	BDL	BDL
9	Cadmium as Cd (max)	mg/l	BDL	BDL	BDL	BDL	BDL	BDL	BDL
10	Hexa Chromium as Cr ⁺⁶	mg/l	BDL	BDL	BDL	BDL	BDL	BDL	BDL
11	Copper as Cu (max)	mg/l	BDL	BDL	BDL	BDL	BDL	BDL	BDL
12	Zinc as Zn(max)	mg/l	BDL	BDL	BDL	BDL	BDL	BDL	BDL
13	Selenium as Se (max)	mg/l	BDL	BDL	BDL	BDL	BDL	BDL	BDL
14	Cyanide as CN (max)	mg/l	ND	ND	ND	ND	ND	ND	ND
15	Fluoride as F (max)	mg/l	0.14	0.16	0.32	0.36	0.42	0.42	0.3
16	Sulphates (SO ₄) (max)	mg/l	11	13.2	8.8	8.6	9.1	9.1	10.0
17	Phenolic Compounds as C ₆ H ₅ OH (max)	mg/l	<0.001	<0.001	<0.001	<0.001	<0.001	<0.001	<0.001
18	Iron as Fe (max)	mg/l	0.71	0.68	0.86	0.82	0.66	0.66	0.73
19	Nitrate as NO ₃ (max)	mg/l	2.8	2.4	3.6	3.4	3.8	3.8	3.3
20	Anionic Detergents (max)	mg/l	ND	ND	ND	ND	ND	ND	ND
21	Total Coli form	MPN/100 ml	1210	1206	1280	1272	1260	1260	1248
22	Cadmium	mg/l	<0.01	<0.01	<0.01	<0.01	<0.01	<0.01	<0.01
23	Zinc as Zn	mg/l	<0.5	<0.5	<0.5	<0.5	<0.5	<0.5	<0.5
24	Oil & Grease	mg/l	ND	ND	ND	ND	ND	ND	ND
25	Fecal Coliform	MPN/100 ml	<1.8	<1.8	<1.8	<1.8	<1.8	<1.8	<1.8



- Infrastructure Engineering
- Water Resource Management
- Environmental & Social Study

- Surface & Sub-Surface Investigation
- Quality Control & Project Management
- Renewable Energy

- Agricultural Development
- Information Technology
- Public Health Engineering

- Mine Planning & Design
- Mineral/Sub-Soil Exploration
- Waste Management Services

SIX MONTHLY COMPLIANCE REPORT

(APRIL 2021 TO SEPTEMBER 2021)

SURFACE WATER QUALITY ANALYSIS REPORT

1. Name of the Industry : M/s TATA Steel Ltd (Ferro Alloys Plant) , Gopalpur

2. Sampling Location : SW3-Reservoir

SL.No	Parameters	Unit	April-21	May-21	June-21	July-21	Aug-21	Sept-21	Averages
1	Colour (max)	Hazen	5	5	5	5	5	5	5
2	pH at 25 ^o C	--	8.66	8.62	7.84	7.81	7.84	7.78	8.1
3	Dissolved Oxygen (minimum)	mg/l	6.6	6.8	6.6	6.8	7.2	6.6	6.8
4	Chloride (max)	mg/l	26.2	24.8	56	52	58	54	45.2
5	Total Dissolved Solids	mg/l	168	172	192	190	198	194	185.7
6	BOD (3) days at 27 ^o C (max)	mg/l	BDL	BDL	BDL	BDL	BDL	BDL	BDL
7	Arsenic as As	mg/l	BDL	BDL	BDL	BDL	BDL	BDL	BDL
8	Lead as Pb(max)	mg/l	BDL	BDL	BDL	BDL	BDL	BDL	BDL
9	Cadmium as Cd (max)	mg/l	BDL	BDL	BDL	BDL	BDL	BDL	BDL
10	Hexa Chromium as Cr ⁺⁶	mg/l	BDL	BDL	BDL	BDL	BDL	BDL	BDL
11	Copper as Cu (max)	mg/l	BDL	BDL	BDL	BDL	BDL	BDL	BDL
12	Zinc as Zn(max)	mg/l	BDL	BDL	BDL	BDL	BDL	BDL	BDL
13	Selenium as Se (max)	mg/l	BDL	BDL	BDL	BDL	BDL	BDL	BDL
14	Cyanide as CN (max)	mg/l	ND	ND	ND	ND	ND	ND	ND
15	Fluoride as F (max)	mg/l	0.11	0.18	0.21	0.24	0.28	0.22	0.21
16	Sulphates (SO ₄) (max)	mg/l	7.4	7.8	10.4	10.6	9.8	9.2	9.2
17	Phenolic Compounds as C ₆ H ₅ OH (max)	mg/l	BDL	BDL	BDL	BDL	BDL	BDL	BDL
18	Iron as Fe (max)	mg/l	0.12	0.19	0.24	0.24	0.32	0.29	0.23
19	Nitrate as NO ₃ (max)	mg/l	2.4	2.1	3.6	3.8	3.6	3.1	3.1
20	Anionic Detergents (max)	mg/l	ND	ND	ND	ND	ND	ND	ND
21	Total Coli form	MPN/100 ml	1120	1118	1160	1120	1108	1120	1124
22	Cadmium	mg/l	<0.01	<0.01	<0.01	<0.01	<0.01	<0.01	<0.01
23	Zinc as Zn	mg/l	<0.5	<0.5	<0.5	<0.5	<0.5	<0.5	<0.5
24	Oil & Grease	mg/l	ND	ND	ND	ND	ND	ND	ND
25	Fecal Coliform	MPN/100 ml	<1.8	<1.8	<1.8	<1.8	<1.8	<1.8	<1.8

Annexure -2

CSR Expenditure by Tata Steel, Gopalpur during April'21 to September'21		
Sl. No.	Expenditure Head	Amount
1	Drinking water	0.00
2	Health	7.22
3	Education	1.55
4	Skill Development	0.00
5	Agriculture	18.98
6	Empowerment	0.00
7	Environment	0.85
8	Sports	0.00
9	Infrastructure	4.47
10	Special Commitments	55.34
11	Common Exp./Administration	7.30
	TOTAL	95.71

**CSR-Accounts,
Gopalpur Unit**



- Infrastructure Engineering
- Water Resource Management
- Environmental & Social Study

- Surface & Sub-Surface Investigation
- Quality Control & Project Management
- Renewable Energy

- Agricultural Development
- Information Technology
- Public Health Engineering

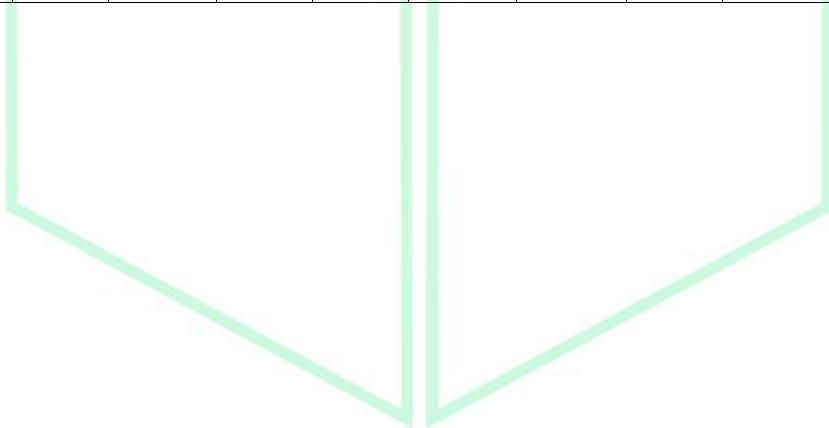
- Mine Planning & Design
- Mineral/Sub-Soil Exploration
- Waste Management Services

ANNEXURE-3

SIX MONTHLY COMPLIANCE REPORT (APRIL 2021 TO SEPTEMBER 2021) AMBIENT AIR QUALITY ANALYSIS REPORT

1. Name of the Industry : M/s TATA Steel Ltd (Ferro Alloys Plant) , Gopalpur
2. Name of the Location : AAQ1- LBSS Building

AAQ1- LBSS Building	PM ₁₀ µg/m ³	PM _{2.5} µg/m ³	SO ₂ µg/m ³	NO _x µg/m ³	NH ₃ µg/m ³	O ₃ µg/m ³	CO mg/m ³	Pb µg/m ³	Ni ng/m ³	As ng/m ³	Benzene µg/m ³	Benzo(a) Pyrene ng/m ³
Limit as per CPCB notification, New Delhi, 18th Nov, 2009. for Ambient air quality	100	60	80	80	400	180	2	1	20	6	5	1
Apr'21	64.0	38.4	10.4	15.0	BDL	0.63	BDL	BDL	BDL	BDL	BDL	BDL
May'21	62.2	37.3	9.2	12.6	BDL	0.55	BDL	BDL	BDL	BDL	BDL	BDL
June'21	57.4	34.4	9.0	12.3	BDL	0.55	BDL	BDL	BDL	BDL	BDL	BDL
July'21	49.2	29.5	8.6	11.5	BDL	0.41	BDL	BDL	BDL	BDL	BDL	BDL
Aug'21	51.9	31.2	8.9	11.9	BDL	0.44	BDL	BDL	BDL	BDL	BDL	BDL
Sept'21	56.6	34	9.2	12.6	BDL	0.5	BDL	BDL	BDL	BDL	BDL	BDL
Annual Averages	56.9	34.1	9.2	12.7	BDL	0.51	BDL	BDL	BDL	BDL	BDL	BDL





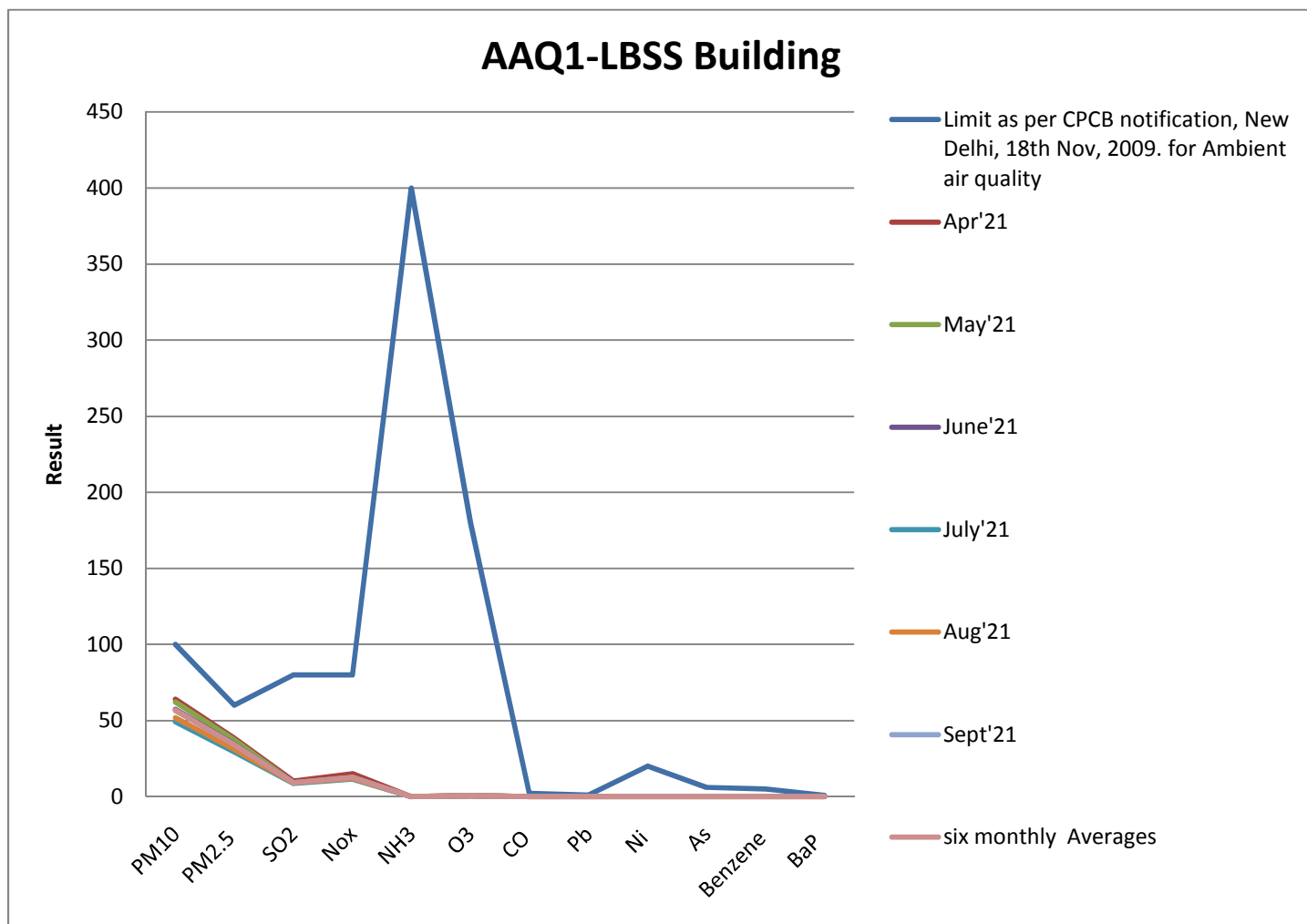
- Infrastructure Engineering
- Water Resource Management
- Environmental & Social Study

- Surface & Sub-Surface Investigation
- Quality Control & Project Management
- Renewable Energy

- Agricultural Development
- Information Technology
- Public Health Engineering

- Mine Planning & Design
- Mineral/Sub-Soil Exploration
- Waste Management Services

Figure -01: Graph Showing AAQ Concentration (AAQ1- LBSS Building)





- Infrastructure Engineering
- Water Resource Management
- Environmental & Social Study

- Surface & Sub-Surface Investigation
- Quality Control & Project Management
- Renewable Energy

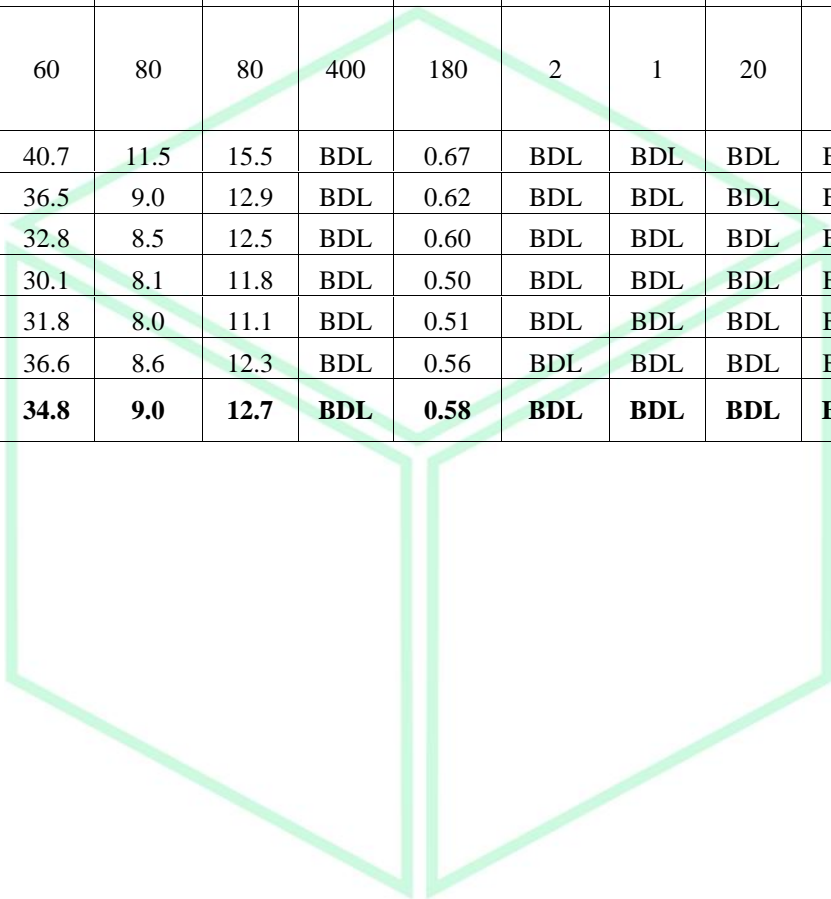
- Agricultural Development
- Information Technology
- Public Health Engineering

- Mine Planning & Design
- Mineral/Sub-Soil Exploration
- Waste Management Services

SIX MONTHLY COMPLIANCE REPORT
(APRIL 2021 TO SEPTEMBER 2021)
AMBIENT AIR QUALITY ANALYSIS REPORT

- Name of the Industry : M/s TATA Steel Ltd (Ferro Alloys Plant) , Gopalpur**
- Name of the Location : AAQ2- MRSS Building**

AAQ2-MRSS Building	PM ₁₀ µg/m ³	PM _{2.5} µg/m ³	SO ₂ µg/m ³	NO _x µg/m ³	NH ₃ µg/m ³	O ₃ µg/m ³	CO mg/m ³	Pb µg/m ³	Ni ng/m ³	As ng/m ³	Benzene µg/m ³	Benzo(a) Pyrene ng/m ³
Limit as per CPCB notification, New Delhi, 18 th Nov, 2009. for Ambient air quality	100	60	80	80	400	180	2	1	20	6	5	1
Apr'21	67.8	40.7	11.5	15.5	BDL	0.67	BDL	BDL	BDL	BDL	BDL	BDL
May'21	60.8	36.5	9.0	12.9	BDL	0.62	BDL	BDL	BDL	BDL	BDL	BDL
June'21	54.6	32.8	8.5	12.5	BDL	0.60	BDL	BDL	BDL	BDL	BDL	BDL
July'21	50.2	30.1	8.1	11.8	BDL	0.50	BDL	BDL	BDL	BDL	BDL	BDL
Aug'21	52.9	31.8	8.0	11.1	BDL	0.51	BDL	BDL	BDL	BDL	BDL	BDL
Sept'21	61.0	36.6	8.6	12.3	BDL	0.56	BDL	BDL	BDL	BDL	BDL	BDL
Annual Averages	57.9	34.8	9.0	12.7	BDL	0.58	BDL	BDL	BDL	BDL	BDL	BDL





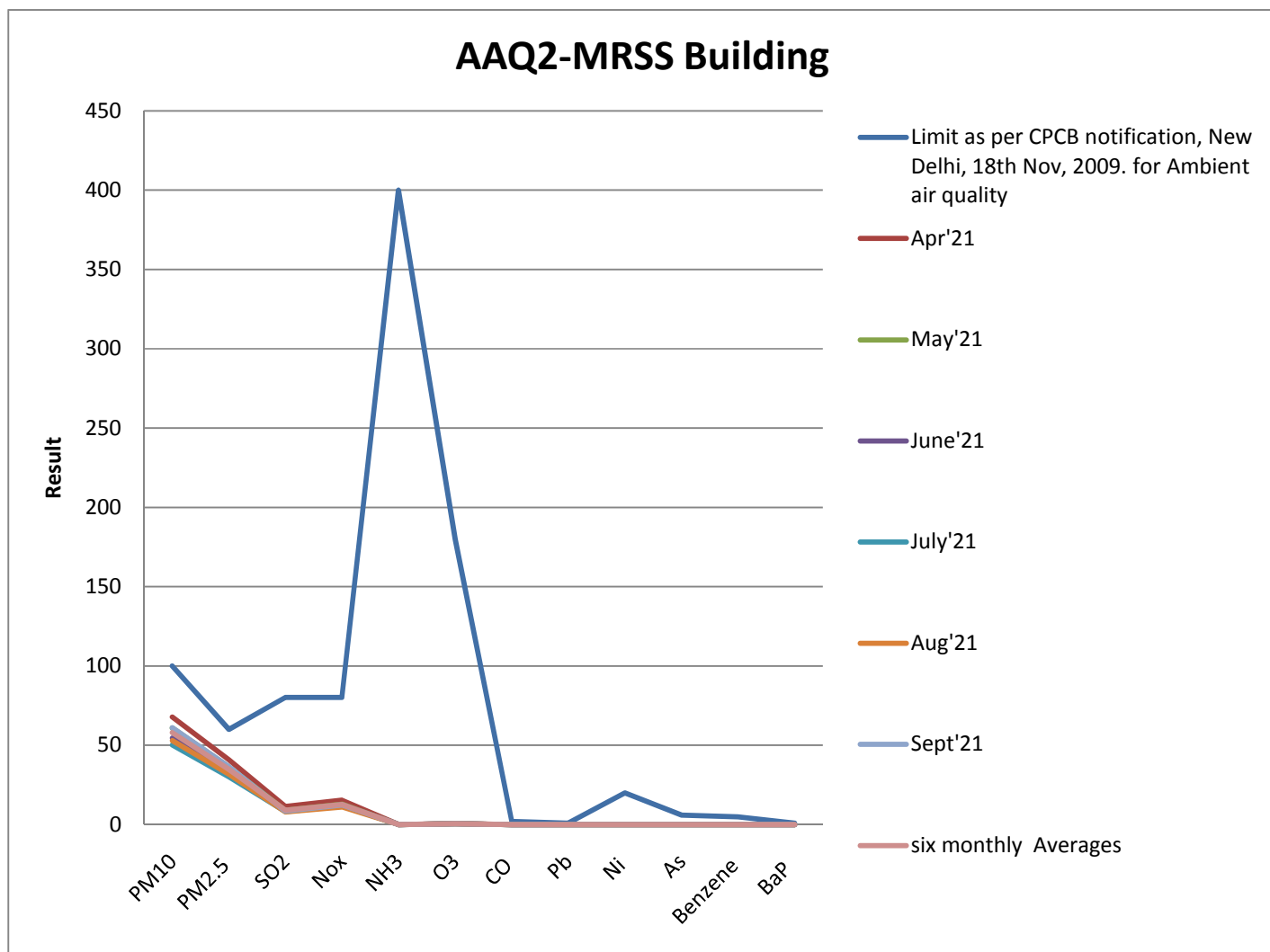
- Infrastructure Engineering
- Water Resource Management
- Environmental & Social Study

- Surface & Sub-Surface Investigation
- Quality Control & Project Management
- Renewable Energy

- Agricultural Development
- Information Technology
- Public Health Engineering

- Mine Planning & Design
- Mineral/Sub-Soil Exploration
- Waste Management Services

Figure -02: Graph Showing AAQ Concentration (AAQ2- MRSS Building)





- Infrastructure Engineering
- Water Resource Management
- Environmental & Social Study

- Surface & Sub-Surface Investigation
- Quality Control & Project Management
- Renewable Energy

- Agricultural Development
- Information Technology
- Public Health Engineering

- Mine Planning & Design
- Mineral/Sub-Soil Exploration
- Waste Management Services

SIX MONTHLY COMPLIANCE REPORT
(APRIL 2021 TO SEPTEMBER 2021)
AMBIENT AIR QUALITY ANALYSIS REPORT

- Name of the Industry : M/s TATA Steel Ltd (Ferro Alloys Plant) , Gopalpur**
- Name of the Location : AAQ3- Canteen**

AAQ3-Canteen	PM ₁₀ μg/m ³	PM _{2.5} μg/m ³	SO ₂ μg/m ³	NO _x μg/m ³	NH ₃ μg/m ³	O ₃ μg/m ³	CO mg/m ³	Pb μg/m ³	Ni ng/m ³	As ng/m ³	Benzene μg/m ³	Benzo(a) Pyrene ng/m ³
Limit as per CPCB notification, New Delhi, 18 th Nov, 2009. for Ambient air quality	100	60	80	80	400	180	2	1	20	6	5	1
Apr'21	56.4	33.8	9.4	13.2	BDL	0.52	BDL	BDL	BDL	BDL	BDL	BDL
May'21	58.7	35.2	9	13.2	BDL	0.50	BDL	BDL	BDL	BDL	BDL	BDL
June'21	56.7	34	8.6	12.4	BDL	0.45	BDL	BDL	BDL	BDL	BDL	BDL
July'21	52.2	31.3	9.1	10.4	BDL	0.41	BDL	BDL	BDL	BDL	BDL	BDL
Aug'21	55.5	33.3	9.3	11	BDL	0.46	BDL	BDL	BDL	BDL	BDL	BDL
Sept'21	58.0	34.8	9.9	12.6	BDL	0.50	BDL	BDL	BDL	BDL	BDL	BDL
Annual Averages	56.3	33.7	9.2	12.1	BDL	0.47	BDL	BDL	BDL	BDL	BDL	BDL



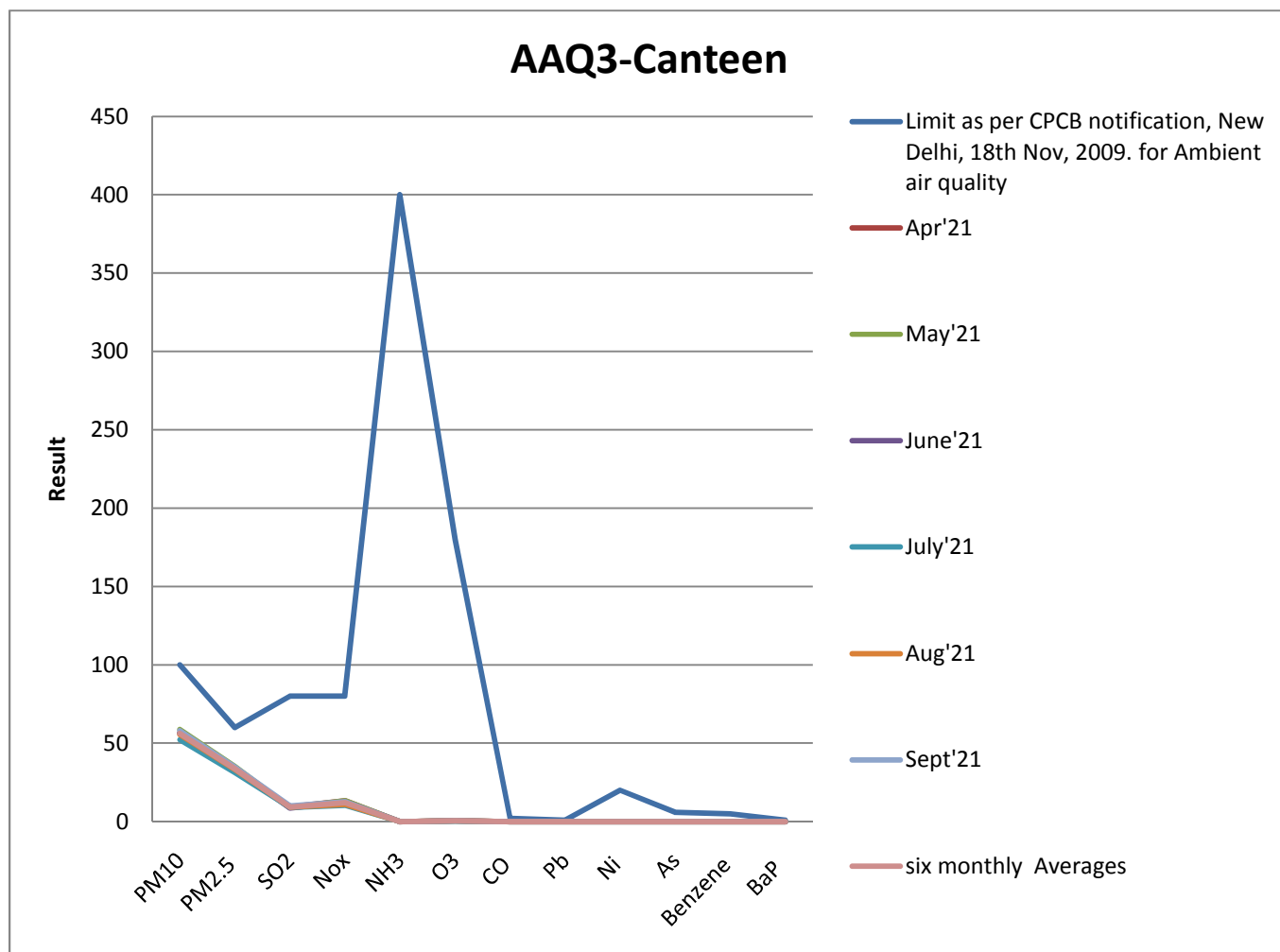
- Infrastructure Engineering
- Water Resource Management
- Environmental & Social Study

- Surface & Sub-Surface Investigation
- Quality Control & Project Management
- Renewable Energy

- Agricultural Development
- Information Technology
- Public Health Engineering

- Mine Planning & Design
- Mineral/Sub-Soil Exploration
- Waste Management Services

Figure -03: Graph Showing AAQ Concentration (AAQ3- Canteen)





- Infrastructure Engineering
- Water Resource Management
- Environmental & Social Study

- Surface & Sub-Surface Investigation
- Quality Control & Project Management
- Renewable Energy

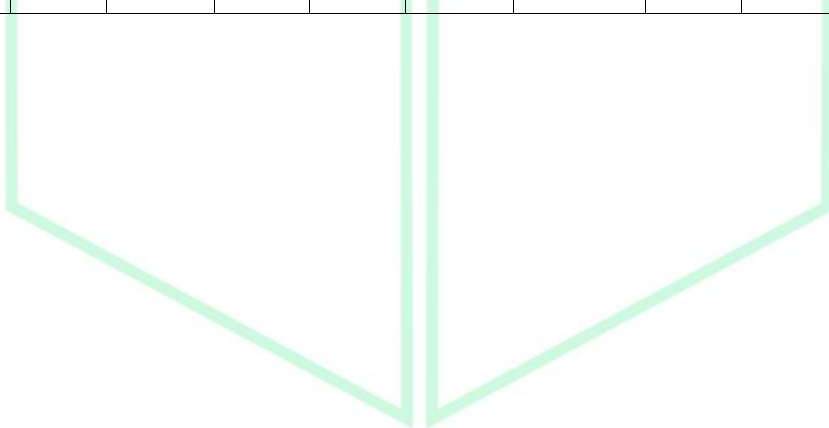
- Agricultural Development
- Information Technology
- Public Health Engineering

- Mine Planning & Design
- Mineral/Sub-Soil Exploration
- Waste Management Services

SIX MONTHLY COMPLIANCE REPORT
(APRIL 2021 TO SEPTEMBER 2021)
AMBIENT AIR QUALITY ANALYSIS REPORT

- Name of the Industry : M/s TATA Steel Ltd (Ferro Alloys Plant) , Gopalpur**
- Name of the Location : AAQ4- ETP Building**

AAQ4-ETP Building	PM ₁₀ µg/m ³	PM _{2.5} µg/m ³	SO ₂ µg/m ³	NO _x µg/m ³	NH ₃ µg/m ³	O ₃ µg/m ³	CO mg/m ³	Pb µg/m ³	Ni ng/m ³	As ng/m ³	Benzene µg/m ³	Benzo(a) Pyrene ng/m ³
Limit as per CPCB notification, New Delhi, 18 th Nov, 2009. for Ambient air quality	100	60	80	80	400	180	2	1	20	6	5	1
Apr'21	59.5	35.7	9.5	13.1	BDL	0.53	BDL	BDL	BDL	BDL	BDL	BDL
May'21	53.5	32.1	9.5	10.4	BDL	0.53	BDL	BDL	BDL	BDL	BDL	BDL
June'21	52.6	31.6	9.0	12.2	BDL	0.52	BDL	BDL	BDL	BDL	BDL	BDL
July'21	51.3	30.8	8.4	11.8	BDL	0.61	BDL	BDL	BDL	BDL	BDL	BDL
Aug'21	57.2	34.3	9.1	12.1	BDL	0.52	BDL	BDL	BDL	BDL	BDL	BDL
Sept'21	63.3	38	9.7	13.2	BDL	0.52	BDL	BDL	BDL	BDL	BDL	BDL
Annual Averages	56.2	33.8	9.2	12.1	BDL	0.54	BDL	BDL	BDL	BDL	BDL	BDL





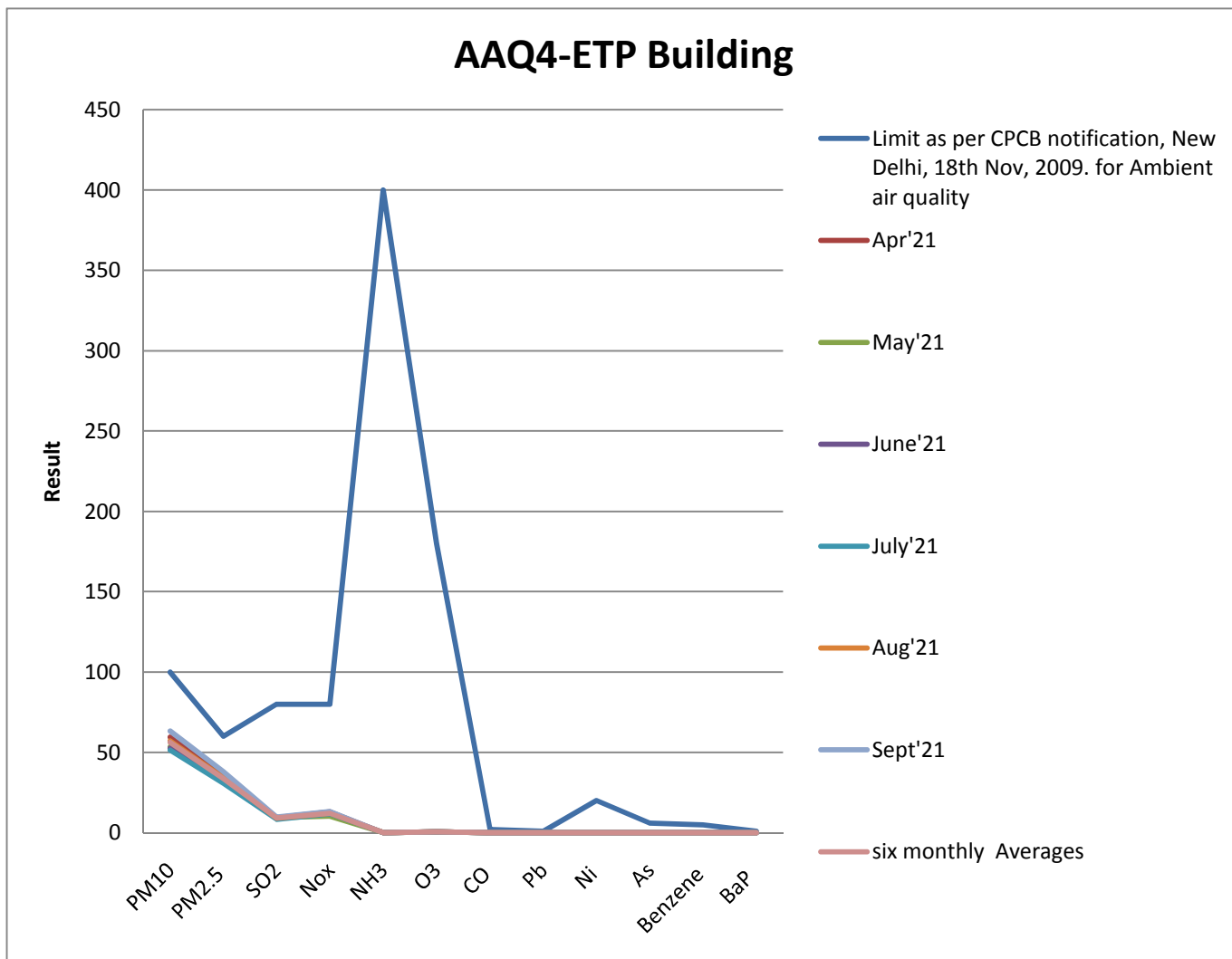
- Infrastructure Engineering
- Water Resource Management
- Environmental & Social Study

- Surface & Sub-Surface Investigation
- Quality Control & Project Management
- Renewable Energy

- Agricultural Development
- Information Technology
- Public Health Engineering

- Mine Planning & Design
- Mineral/Sub-Soil Exploration
- Waste Management Services

Figure -04: Graph Showing AAQ Concentration (AAQ4- ETP Building)





- Infrastructure Engineering
- Water Resource Management
- Environmental & Social Study

- Surface & Sub-Surface Investigation
- Quality Control & Project Management
- Renewable Energy

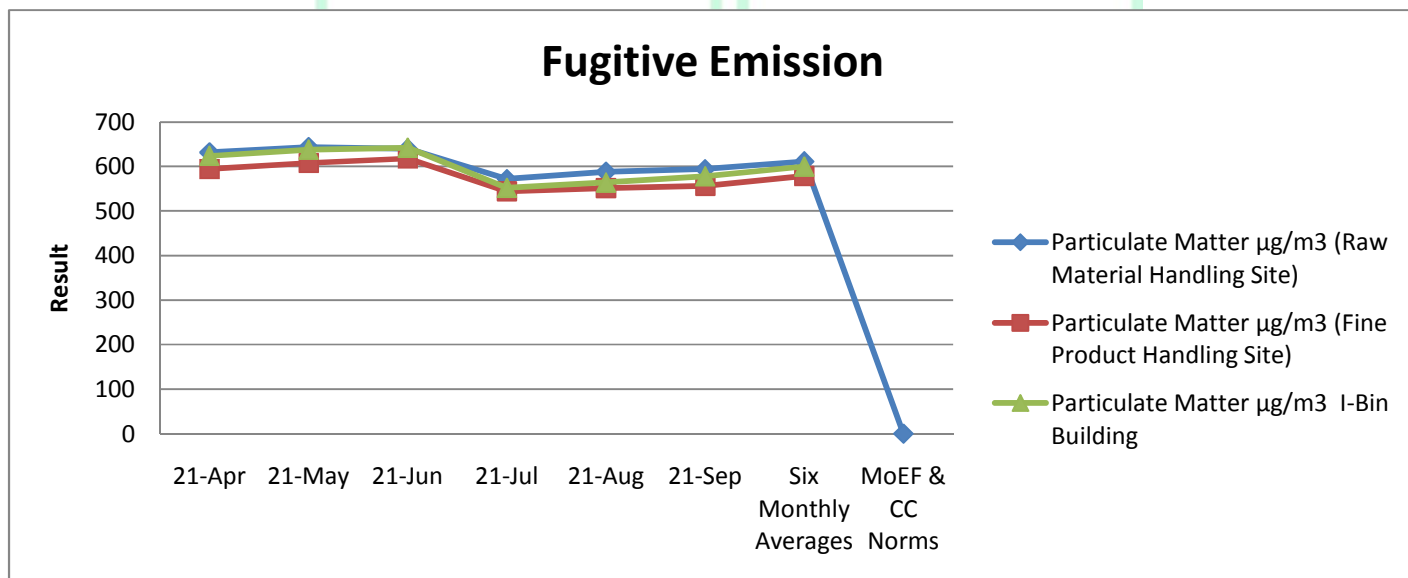
- Agricultural Development
- Information Technology
- Public Health Engineering

- Mine Planning & Design
- Mineral/Sub-Soil Exploration
- Waste Management Services

SIX MONTHLY COMPLIANCE REPORT (APRIL 2021 TO SEPTEMBER 2021) FUGITIVE EMISSION MONITORING REPORT

1. Name of the Industry : M/s TATA Steel Ltd (Ferro Alloys Plant), Gopalpur

Month	Particulate Matter $\mu\text{g}/\text{m}^3$		
	F-1: RMHS (Raw Material Handling Site)	F-2: FPHS (Fine Product Handling Site)	F-3: I-Bin Building
April-21	632	594	624
May-21	644	608	638
June-21	640	618	642
July-21	572	544	552
Aug-21	588	551	564
Sept-21	594	556	578
Six Monthly Averages	611.7	578.5	599.7
MoEF & CC Norms	1200$\mu\text{g}/\text{m}^3$		





- Infrastructure Engineering
- Water Resource Management
- Environmental & Social Study

- Surface & Sub-Surface Investigation
- Quality Control & Project Management
- Renewable Energy

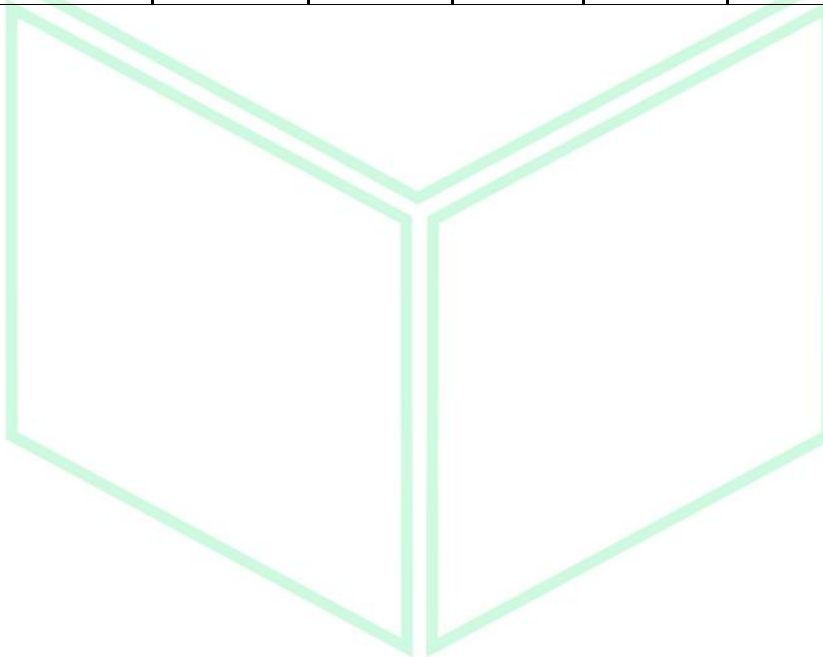
- Agricultural Development
- Information Technology
- Public Health Engineering

- Mine Planning & Design
- Mineral/Sub-Soil Exploration
- Waste Management Services

SIX MONTHLY COMPLIANCE REPORT (APRIL 2021 TO SEPTEMBER 2021) STACK QUALITY ANALYSIS REPORT

1.Name of the Industry : M/s TATA Steel Ltd (Ferro Alloys Plant) , Gopalpur
2.Name of the Location : ST1- GCP Bag filter

ST1_ GCP Bag filter	Apr'21	May'21	June'21	July'21	Aug'21	Sept'21	Six Monthly Averages
Stack Temperature	54	58	42	59	55	56	54.0
Velocity of Flue Gas	15.7	17.2	14	14.68	14.8	14.27	15.1
Quantity of Gas flow	250980	251218	123958	1264125	1253864	1283257	737900.3
Concentration of Particulate Matter as PM	22.8	20.8	23.2	24.2	23.2	24.1	23.1
Sulphur dioxide as SO ₂	18.4	17.2	17.2	17.8	16.9	17.2	17.5
Oxides of Nitrogen as NO _x	19.2	18.8	18.8	18.2	17.4	18.1	18.4





- Infrastructure Engineering
- Water Resource Management
- Environmental & Social Study

- Surface & Sub-Surface Investigation
- Quality Control & Project Management
- Renewable Energy

- Agricultural Development
- Information Technology
- Public Health Engineering

- Mine Planning & Design
- Mineral/Sub-Soil Exploration
- Waste Management Services

SIX MONTHLY COMPLIANCE REPORT (APRIL 2021 TO SEPTEMBER 2021) NOISE QUALITY ANALYSIS REPORT

1. Name of the Industry : M/s TATA Steel Ltd (Ferro Alloys Plant), Gopalpur

Location ID	Ambient Noise Monitoring Station Location	Day time Equivalent Noise Level in dB (A) Leq						Six Monthly Averages
		Apr-21	May-21	June-21	July-21	Aug-21	Sept-21	
N1	MRSS	55.8	56.8	56.2	58.8	57.7	58.8	57.4
N2	LBSS	54.8	55.2	55.1	56.2	55.8	56.6	55.6
N3	Canteen	59.6	60.8	60.8	58.8	59.2	57.4	59.4
N4	ETP	60.8	61.2	61.2	59.2	60.2	58.6	60.2
Standard as per CPCB		75						
Location ID	Ambient Noise Monitoring Station Location	Day time Equivalent Noise Level in dB (A) Leq						Six Monthly Averages
		Apr-21	May-21	June-21	July-21	Aug-21	Sept-21	
N1	MRSS	44.2	43.8	44.8	45.2	47.8	48.9	45.8
N2	LBSS	43.6	42.6	42.9	43.6	44.6	45.2	43.8
N3	Canteen	45.1	44.6	46.4	48.2	46.9	47.8	46.5
N4	ETP	45.7	44.8	47.2	46.8	46.4	47.6	46.4
Standard as per CPCB		70						



- Infrastructure Engineering
- Water Resource Management
- Environmental & Social Study

- Surface & Sub-Surface Investigation
- Quality Control & Project Management
- Renewable Energy

- Agricultural Development
- Information Technology
- Public Health Engineering

- Mine Planning & Design
- Mineral/Sub-Soil Exploration
- Waste Management Services

