

Price Waterhouse & Co Chartered Accountants LLP

Independent Auditor's Report

To the Members of Tata Metaliks Limited

Report on the Audit of the Financial Statements

Opinion

1. We have audited the accompanying financial statements of Tata Metaliks Limited ("the Company"), which comprise the Balance Sheet as at March 31, 2023, the Statement of Profit and Loss (including Other Comprehensive Income), the Statement of Changes in Equity and the Statement of Cash Flows for the year then ended, and notes to the financial statements, including a summary of significant accounting policies and other explanatory information.
2. In our opinion and to the best of our information and according to the explanations given to us, the aforesaid financial statements give the information required by the Companies Act, 2013 ("the Act") in the manner so required and give a true and fair view in conformity with the accounting principles generally accepted in India, of the state of affairs of the Company as at March 31, 2023, and total comprehensive income (comprising of profit and other comprehensive income), changes in equity and its cash flows for the year then ended.

Basis for Opinion

3. We conducted our audit in accordance with the Standards on Auditing (SAs) specified under Section 143(10) of the Act. Our responsibilities under those Standards are further described in the "Auditor's Responsibilities for the Audit of the Financial Statements" section of our report. We are independent of the Company in accordance with the Code of Ethics issued by the Institute of Chartered Accountants of India together with the ethical requirements that are relevant to our audit of the financial statements under the provisions of the Act and the Rules thereunder, and we have fulfilled our other ethical responsibilities in accordance with these requirements and the Code of Ethics. We believe that the audit evidence we have obtained is sufficient and appropriate to provide a basis for our opinion.

Key audit matters

4. Key audit matters are those matters that, in our professional judgment, were of most significance in our audit of the financial statements of the current year. These matters were addressed in the context of our audit of the financial statements as a whole and in forming our opinion thereon, and we do not provide a separate opinion on these matters.

Key audit matter	How our audit addressed the key audit matter
<p>Appropriateness of carrying amount of deferred tax assets relating to Minimum Alternate Tax credit</p> <p>(Refer Note 3 to the financial statements – Use of estimates and critical accounting judgements – Valuation of Deferred Tax Assets.)</p> <p>The Company has recognised deferred tax assets on the unutilised tax credits representing Minimum Alternate Tax (MAT), in accordance with the provisions of Section 115JB of the Income-tax Act, 1961 and related rules, paid on the book profit in the years in which the Company did not have normal taxable profits. The carrying amount of MAT Credit, included under Deferred Tax Liabilities (net) is Rs. 6,925.52 lakhs as at the balance sheet date.</p>	<p>Our audit procedures included the following:</p> <ul style="list-style-type: none">- Understood and evaluated the design and tested the operating effectiveness of Company's controls relating to taxation and the assessment of carrying amount of deferred tax assets;- Reviewed the Company's accounting policy in respect of recognizing / carrying deferred tax assets;- Involved auditor's experts to evaluate the availability of the tax credit in keeping with the applicable provision of Income tax Act / Rules;- Assessed the calculations and assumptions supporting the carrying amount of the asset;

Price Waterhouse & Co Chartered Accountants LLP, Plot No. 56 & 57, Block DN, Sector V, Salt Lake
Kolkata - 700 091, India
T: +91 (33) 44001111 / 44662000

Registered office and Head office: Plot No. 56 & 57, Block DN, Sector-V, Salt Lake, Kolkata - 700 091

Price Waterhouse & Co. (a Partnership Firm) converted into Price Waterhouse & Co Chartered Accountants LLP (a Limited Liability Partnership with LLP identity no: LLPIN AAC-4362) with effect from July 7, 2014. Post its conversion to Price Waterhouse & Co Chartered Accountants LLP, its ICAI registration number is 304026E/E300009 (ICAI registration number before conversion was 304026E)



Price Waterhouse & Co Chartered Accountants LLP

INDEPENDENT AUDITOR'S REPORT

To the Members of Tata Metaliks Limited
Report on Audit of the Financial Statements

The balance of MAT Credit assets is significant to the financial statements. Under the Indian Accounting Standard (IND AS) 12, these assets require review at each reporting period.

This has been determined as a key audit matter as the assessment of the appropriateness of the carrying amount of deferred tax asset relating to MAT involves significant management judgement in assessing the availability of future taxable profits to offset the accumulated MAT credits, assessment of assumptions (internal / external factors including demand and pricing) underlying the future profit projections to establish reasonable certainty around utilization of the asset.

- Evaluated the reasonableness of the assumptions underlying management's profit projections in the light of the relevant economic, internal and external factors;

- Assessed the reasonableness of historical accuracy of the Company's projections by comparing the projections used in the prior year model with actual performance in the current year;

- Assessed the sensitivity analysis applied by the Company and evaluated if any change in the assumptions will lead to any material change in carrying amount;

- Evaluated the adequacy and appropriateness of disclosures made in the financial statements;

Based on our above procedures performed, we considered the carrying amount of deferred tax assets relating to MAT credit to be reasonable.

Other Information

5. The Company's Board of Directors is responsible for the other information. The other information comprises the information included in the Integrated Report and the Board's Report along with Annexures to the Board's Report included in the Company's Annual Report (titled as 'Tata Metaliks Integrated Report & Annual Accounts 2022-23'), but does not include the financial statements and our auditor's report thereon.

Our opinion on the financial statements does not cover the other information and we do not express any form of assurance conclusion thereon.

In connection with our audit of the financial statements, our responsibility is to read the other information and, in doing so, consider whether the other information is materially inconsistent with the financial statements or our knowledge obtained in the audit or otherwise appears to be materially misstated. If, based on the work we have performed, we conclude that there is a material misstatement of this other information, we are required to report that fact.

We have nothing to report in this regard.

Responsibilities of management and those charged with governance for the financial statements

6. The Company's Board of Directors is responsible for the matters stated in Section 134(5) of the Act with respect to the preparation of these financial statements that give a true and fair view of the financial position, financial performance, changes in equity and cash flows of the Company in accordance with the accounting principles generally accepted in India, including the Accounting Standards specified under Section 133 of the Act. This responsibility also includes maintenance of adequate accounting records in accordance with the provisions of the Act for safeguarding of the assets of the Company and for preventing and detecting frauds and other irregularities; selection and application of appropriate accounting policies; making judgments and estimates that are reasonable and prudent; and design, implementation and maintenance of adequate internal financial controls, that were operating effectively for ensuring the accuracy and completeness of the accounting records, relevant to the preparation and presentation of the financial statements that give a true and fair view and are free from material misstatement, whether due to fraud or error.



Price Waterhouse & Co Chartered Accountants LLP

INDEPENDENT AUDITOR'S REPORT

To the Members of Tata Metaliks Limited
Report on Audit of the Financial Statements

7. In preparing the financial statements, management is responsible for assessing the Company's ability to continue as a going concern, disclosing, as applicable, matters related to going concern and using the going concern basis of accounting unless management either intends to liquidate the Company or to cease operations, or has no realistic alternative but to do so. Those Board of Directors are also responsible for overseeing the Company's financial reporting process.

Auditor's responsibilities for the audit of the financial statements

8. Our objectives are to obtain reasonable assurance about whether the financial statements as a whole are free from material misstatement, whether due to fraud or error, and to issue an auditor's report that includes our opinion. Reasonable assurance is a high level of assurance but is not a guarantee that an audit conducted in accordance with SAs will always detect a material misstatement when it exists. Misstatements can arise from fraud or error and are considered material if, individually or in the aggregate, they could reasonably be expected to influence the economic decisions of users taken on the basis of these financial statements.
9. As part of an audit in accordance with SAs, we exercise professional judgment and maintain professional scepticism throughout the audit. We also:
 - Identify and assess the risks of material misstatement of the financial statements, whether due to fraud or error, design and perform audit procedures responsive to those risks, and obtain audit evidence that is sufficient and appropriate to provide a basis for our opinion. The risk of not detecting a material misstatement resulting from fraud is higher than for one resulting from error, as fraud may involve collusion, forgery, intentional omissions, misrepresentations, or the override of internal control.
 - Obtain an understanding of internal control relevant to the audit in order to design audit procedures that are appropriate in the circumstances. Under Section 143(3)(i) of the Act, we are also responsible for expressing our opinion on whether the Company has adequate internal financial controls with reference to financial statements in place and the operating effectiveness of such controls.
 - Evaluate the appropriateness of accounting policies used and the reasonableness of accounting estimates and related disclosures made by management.
 - Conclude on the appropriateness of management's use of the going concern basis of accounting and, based on the audit evidence obtained, whether a material uncertainty exists related to events or conditions that may cast significant doubt on the Company's ability to continue as a going concern. If we conclude that a material uncertainty exists, we are required to draw attention in our auditor's report to the related disclosures in the financial statements or, if such disclosures are inadequate, to modify our opinion. Our conclusions are based on the audit evidence obtained up to the date of our auditor's report. However, future events or conditions may cause the Company to cease to continue as a going concern.
 - Evaluate the overall presentation, structure and content of the financial statements, including the disclosures, and whether the financial statements represent the underlying transactions and events in a manner that achieves fair presentation.
10. We communicate with those charged with governance regarding, among other matters, the planned scope and timing of the audit and significant audit findings, including any significant deficiencies in internal control that we identify during our audit.
11. We also provide those charged with governance with a statement that we have complied with relevant ethical requirements regarding independence, and to communicate with them all relationships and other matters that may reasonably be thought to bear on our independence, and where applicable, related safeguards.
12. From the matters communicated with those charged with governance, we determine those matters that were of most significance in the audit of the financial statements of the current period and are therefore the key audit matters. We describe these matters in our auditor's report unless law or regulation precludes public disclosure about the matter or when, in extremely rare circumstances, we determine that a matter should not be communicated in our report because the adverse consequences of doing so would reasonably be expected to outweigh the public interest benefits of such communication.



Price Waterhouse & Co Chartered Accountants LLP

INDEPENDENT AUDITOR'S REPORT

To the Members of Tata Metaliks Limited
Report on Audit of the Financial Statements

Report on other legal and regulatory requirements

13. As required by the Companies (Auditor's Report) Order, 2020 ("the Order"), issued by the Central Government of India in terms of sub-section (11) of Section 143 of the Act, we give in the Annexure B a statement on the matters specified in paragraphs 3 and 4 of the Order, to the extent applicable.
14. As required by Section 143(3) of the Act, we report that:
- (a) We have sought and obtained all the information and explanations which to the best of our knowledge and belief were necessary for the purposes of our audit.
 - (b) In our opinion, proper books of account as required by law have been kept by the Company so far as it appears from our examination of those books.
 - (c) The Balance Sheet, the Statement of Profit and Loss (including other comprehensive income), the Statement of Changes in Equity and the Statement of Cash Flows dealt with by this Report are in agreement with the books of account.
 - (d) In our opinion, the aforesaid financial statements comply with the Accounting Standards specified under Section 133 of the Act.
 - (e) On the basis of the written representations received from the directors taken on record by the Board of Directors, none of the directors is disqualified as on March 31, 2023 from being appointed as a director in terms of Section 164 (2) of the Act.
 - (f) With respect to the adequacy of the internal financial controls with reference to financial statements of the Company and the operating effectiveness of such controls, refer to our separate Report in "Annexure A".
 - (g) With respect to the other matters to be included in the Auditor's Report in accordance with Rule 11 of the Companies (Audit and Auditors) Rules, 2014 (as amended), in our opinion and to the best of our information and according to the explanations given to us:
 - i. The Company has disclosed the impact of pending litigations as at March 31, 2023 on its financial position in its financial statements – Refer Note 27 to the financial statements.
 - ii. The Company was not required to recognise a provision as at March 31, 2023 under the applicable law or accounting standards, as it does not have any material foreseeable losses on long-term contracts. The Company did not have any derivative contracts as at March 31, 2023. Refer Note 45 to the financial statements.
 - iii. There were no amounts which were required to be transferred to the Investor Education and Protection Fund by the Company during the year ended March 31, 2023.
 - iv. (a) The management has represented that, to the best of its knowledge and belief and as disclosed in the notes to the financial statements, no funds have been advanced or loaned or invested (either from borrowed funds or share premium or any other sources or kind of funds) by the Company to or in any other person(s) or entity(ies), including foreign entities ("Intermediaries"), with the understanding, whether recorded in writing or otherwise, that the Intermediary shall, whether, directly or indirectly, lend or invest in other persons or entities identified in any manner whatsoever by or on behalf of the Company ("Ultimate Beneficiaries") or provide any guarantee, security or the like on behalf of the Ultimate Beneficiaries. [Refer Note 46(a) to the financial statements];



Price Waterhouse & Co Chartered Accountants LLP

INDEPENDENT AUDITOR'S REPORT

To the Members of Tata Metaliks Limited
Report on Audit of the Financial Statements

- (b) The management has represented that, to the best of its knowledge and belief and as disclosed in the notes to the financial statements, no funds have been received by the Company from any person(s) or entity(ies), including foreign entities ("Funding Parties"), with the understanding, whether recorded in writing or otherwise, that the Company shall, whether, directly or indirectly, lend or invest in other persons or entities identified in any manner whatsoever by or on behalf of the Funding Party ("Ultimate Beneficiaries") or provide any guarantee, security or the like on behalf of the Ultimate Beneficiaries. [Refer Note 46(b) to the financial statements]; and
- (c) Based on such audit procedures that we considered reasonable and appropriate in the circumstances, nothing has come to our notice that has caused us to believe that the representations under sub-clause (a) and (b) contain any material misstatement.
- v. The dividend declared and paid during the year by the Company is in compliance with Section 123 of the Act.
- vi. As proviso to Rule 3(1) of the Companies (Accounts) Rules, 2014 (as amended), which provides for books of account to have the feature of audit trail, edit log and related matters in the accounting software used by the Company, is applicable to the Company only with effect from financial year beginning April 1, 2023, the reporting under clause (g) of Rule 11 of the Companies (Audit and Auditors) Rules, 2014 (as amended), is currently not applicable.
15. The Company has paid/ provided for managerial remuneration in accordance with the requisite approvals mandated by the provisions of Section 197 read with Schedule V to the Act.

For Price Waterhouse & Co Chartered Accountants LLP
Firm Registration Number: 304026E/E-300009



Pinaki Chowdhury
Partner
Membership Number: 057572

UDIN: 23057572BGXVOX3641
Kolkata
April 28, 2023

Price Waterhouse & Co Chartered Accountants LLP

Annexure A to Independent Auditor's Report

Referred to in paragraph 14(f) of the Independent Auditor's Report of even date to the members of Tata Metaliks Limited on the financial statements for the year ended March 31, 2023

Report on the Internal Financial Controls with reference to Financial Statements under clause (i) of sub-section 3 of Section 143 of the Act

1. We have audited the internal financial controls with reference to financial statements of Tata Metaliks Limited ("the Company") as of March 31, 2023 in conjunction with our audit of the financial statements of the Company for the year ended on that date.

Management's Responsibility for Internal Financial Controls

2. The Company's management is responsible for establishing and maintaining internal financial controls based on the internal control over financial reporting criteria established by the Company considering the essential components of internal control stated in the Guidance Note on Audit of Internal Financial Controls Over Financial Reporting ("the Guidance Note") issued by the Institute of Chartered Accountants of India ("ICAI"). These responsibilities include the design, implementation and maintenance of adequate internal financial controls that were operating effectively for ensuring the orderly and efficient conduct of its business, including adherence to company's policies, the safeguarding of its assets, the prevention and detection of frauds and errors, the accuracy and completeness of the accounting records, and the timely preparation of reliable financial information, as required under the Act.

Auditor's Responsibility

3. Our responsibility is to express an opinion on the Company's internal financial controls with reference to financial statements based on our audit. We conducted our audit in accordance with the Guidance Note and the Standards on Auditing deemed to be prescribed under Section 143(10) of the Act to the extent applicable to an audit of internal financial controls, both applicable to an audit of internal financial controls and both issued by the ICAI. Those Standards and the Guidance Note require that we comply with ethical requirements and plan and perform the audit to obtain reasonable assurance about whether adequate internal financial controls with reference to financial statements was established and maintained and if such controls operated effectively in all material respects.
4. Our audit involves performing procedures to obtain audit evidence about the adequacy of the internal financial controls system with reference to financial statements and their operating effectiveness. Our audit of internal financial controls with reference to financial statements included obtaining an understanding of internal financial controls with reference to financial statements, assessing the risk that a material weakness exists, and testing and evaluating the design and operating effectiveness of internal control based on the assessed risk. The procedures selected depend on the auditor's judgement, including the assessment of the risks of material misstatement of the financial statements, whether due to fraud or error.
5. We believe that the audit evidence we have obtained is sufficient and appropriate to provide a basis for our audit opinion on the Company's internal financial controls system with reference to financial statements.

Meaning of Internal Financial Controls with reference to financial statements

6. A company's internal financial controls with reference to financial statements is a process designed to provide reasonable assurance regarding the reliability of financial reporting and the preparation of financial statements for external purposes in accordance with generally accepted accounting principles. A company's internal financial controls with reference to financial statements includes those policies and procedures that (1) pertain to the maintenance of records that, in reasonable detail, accurately and fairly reflect the transactions and dispositions of the assets of the company; (2) provide reasonable assurance that transactions are recorded as necessary to permit preparation of financial statements in accordance with generally accepted accounting principles, and that receipts and expenditures of the company are being made only in accordance with authorisations of management and directors of the company; and (3) provide reasonable assurance regarding prevention or timely detection of unauthorised acquisition, use, or disposition of the company's assets that could have a material effect on the financial statements.



Price Waterhouse & Co Chartered Accountants LLP

Annexure A to Independent Auditor's Report

Referred to in paragraph 14(f) of the Independent Auditor's Report of even date to the members of Tata Metaliks Limited on the financial statements for the year ended March 31, 2023

Inherent Limitations of Internal Financial Controls with reference to financial statements

7. Because of the inherent limitations of internal financial controls with reference to financial statements, including the possibility of collusion or improper management override of controls, material misstatements due to error or fraud may occur and not be detected. Also, projections of any evaluation of the internal financial controls with reference to financial statements to future periods are subject to the risk that the internal financial controls with reference to financial statements may become inadequate because of changes in conditions, or that the degree of compliance with the policies or procedures may deteriorate.

Opinion

8. In our opinion, the Company has, in all material respects, an adequate internal financial controls system with reference to financial statements and such internal financial controls with reference to financial statements were operating effectively as at March 31, 2023, based on the internal control over financial reporting criteria established by the Company considering the essential components of internal control stated in the Guidance Note issued by ICAI.

For Price Waterhouse & Co Chartered Accountants LLP
Firm Registration Number: 304026E/E-300009



Pinaki Chowdhury
Partner
Membership Number: 057572

UDIN: 23057572BGXVOX3641
Kolkata
April 28, 2023

Price Waterhouse & Co Chartered Accountants LLP

Annexure B to Independent Auditors' Report

Referred to in paragraph 13 of the Independent Auditors' Report of even date to the members of Tata Metaliks Limited on the financial statements as of and for the year ended March 31, 2023

- i. (a) (A) The Company is maintaining proper records showing full particulars, including quantitative details and situation, of Property, Plant and Equipment.

(B) The Company is maintaining proper records showing full particulars of Intangible Assets.
- (b) The Property, Plant and Equipment are physically verified by the Management according to a phased programme designed to cover all the items over a period of three years which, in our opinion, is reasonable having regard to the size of the Company and the nature of its assets. Pursuant to the programme, a portion of the Property, Plant and Equipment has been physically verified by the Management during the year and no material discrepancies have been noticed on such verification.
- (c) The title deeds of all the immovable properties (other than properties where the Company is the lessee and the lease agreements are duly executed in favour of the lessee), as disclosed in Note 4A on Property, Plant and Equipment and Note 4C on Right-of-use assets to the financial statements, are held in the name of the Company.
- (d) The Company has not revalued its Property, Plant and Equipment (including Right-of-Use assets) or intangible assets during the year. Accordingly, the reporting under clause 3(i)(d) of the Order is not applicable to the Company.
- (e) Based on the information and explanations furnished to us, no proceedings have been initiated on or are pending against the Company for holding benami property under the Prohibition of Benami Property Transactions Act, 1988 (as amended in 2016) (formerly the Benami Transactions (Prohibition) Act, 1988 (45 of 1988)) and Rules made thereunder, and therefore the question of our commenting on whether the Company has appropriately disclosed the details in its financial statements does not arise.
- ii. (a) The physical verification of inventory (excluding stocks with third parties) has been conducted at reasonable intervals by the Management during the year and, in our opinion, the coverage and procedure of such verification by Management is appropriate. In respect of inventory lying with third parties, these have substantially been confirmed by them. The discrepancies noticed on physical verification of inventory as compared to book records were not 10% or more in aggregate for each class of inventory.
- (b) During the year, the Company has been sanctioned working capital limits in excess of Rs. 5 crores, in aggregate, from banks on the basis of security of current assets. The Company has filed quarterly returns or statements with such banks, which are in agreement with the books of account. (Also refer Note 43 to the financial statements)
- iii. (a) The Company has not made any investments during the year other than two mutual fund schemes. The Company has not granted secured/ unsecured loans/ advances in the nature of loans to any Company/Firm/Limited Liability Partnership/Other Party during the year other than loans to a Company. The Company did not stand guarantee or provided security to any Company/Firm/Limited Liability Partnership/Other party during the year. The aggregate amount during the year, and balance outstanding at the balance sheet date with respect to such loans are as per the table given below:



Price Waterhouse & Co Chartered Accountants LLP

Annexure B to Independent Auditors' Report

Referred to in paragraph 13 of the Independent Auditors' Report of even date to the members of Tata Metaliks Limited on the financial statements for the year ended March 31, 2023

	Loans (Rs. lakhs)
Aggregate amount granted/ provided during the year	
- Others	15,000
Balance outstanding as at balance sheet date in respect of the above case	
- Others	-

(Also refer Note 48 to the financial statements)

- (b) In respect of the aforesaid investments/ loans, the terms and conditions under which such investments were made/ loans were granted are not prejudicial to the Company's interest.
- (c) In respect of the aforesaid loans, the schedule of repayment of principal and payment of interest has been stipulated, and the party is repaying the principal amounts, as stipulated, and is also regular in payment of interest as applicable.
- (d) In respect of the aforesaid loans, there is no amount which is overdue for more than ninety days.
- (e) Following loans were granted to the same party, which has fallen due during the year and were renewed/extended. Further, no fresh loans were granted to same party to settle the existing overdue loans.

Name of the party	Aggregate amount dues renewed or extended (Rs. lakhs)	Percentage of the aggregate to the total loans granted during the year
Tata Steel Downstream Products Limited	15,000	100%

(Also refer Note 6C to the financial statements)

- (f) The loans granted during the year, including to related parties had stipulated the scheduled repayment of principal and payment of interest and the same were not repayable on demand. No amount of loans were granted to the promoters.
- iv. In our opinion, and according to the information and explanations given to us, the Company has complied with the provisions of Sections 185 and 186 of the Companies Act, 2013 in respect of the loans and investments made, and guarantees and security provided by it, as applicable.
- v. The Company has not accepted any deposits or amounts which are deemed to be deposits referred in Sections 73, 74, 75 and 76 of the Act and the Rules framed there under to the extent notified.
- vi. Pursuant to the rules made by the Central Government of India, the Company is required to maintain cost records as specified under Section 148(1) of the Act in respect of its products. We have broadly reviewed the same and are of the opinion that, prima facie, the prescribed accounts and records have been made and



Price Waterhouse & Co Chartered Accountants LLP

Annexure B to Independent Auditors' Report

Referred to in paragraph 13 of the Independent Auditors' Report of even date to the members of Tata Metaliks Limited on the financial statements for the year ended March 31, 2023

maintained. We have not, however, made a detailed examination of the records with a view to determine whether they are accurate or complete.

- vii. (a) According to the information and explanations given to us and the records of the Company examined by us, in our opinion, the Company is regular in depositing the undisputed statutory dues, including goods and services tax, provident fund (refer remark below), employees' state insurance, income tax, sales tax, service tax, duty of customs, duty of excise, value added tax, cess, and other material statutory dues, as applicable, with the appropriate authorities. Also, refer note 39 to the financial statements regarding management's assessment on certain matters relating to provident fund.
- (b) According to the information and explanations given to us and the records of the Company examined by us, the particulars of statutory dues referred to in sub-clause (a) as at March 31, 2023 which have not been deposited on account of a dispute, are as follows:

Name of statute	Nature of dues	Amount (net of payments/deposits) (Rs. in lakhs)	Amount paid/deposited (Rs. in lakhs)	Period to which the amount relates	Forum where the dispute is pending
Income Tax Act, 1961	Income Tax	3,917.99	-	2009-10, 2010-11, 2012-13, 2013-14, 2015-16, 2016-17, 2017-18 and 2019-20	Commissioner of Income Tax (Appeals)
West Bengal Sales tax Act, 1994	Sales Tax	94.49	-	2006-07	West Bengal Commercial Tax Appellate and Revision Board
Value Added Tax Act, 2005	Value Added Tax	1,111.20	450.40	2016-17 and 2017-18	West Bengal Commercial Tax Appellate and Revision Board
Value Added Tax Act, 2005	Value Added Tax	195.33	159.62	2015-16	West Bengal Taxation Tribunal
Finance Act, 1994	Service Tax	605.57	22.82	2007-08, 2012-13 and 2013-14	Customs Excise and Service Tax Appellate Tribunal
Finance Act, 1994	Service Tax	73.21	-	2010-11 to 2017-18	Assistant Commissioner
Finance Act, 1994	Service Tax	16.25	0.63	2014-15	Commissioner of central Excise (Appeals)
Finance Act, 1994	Service Tax	87.81	-	2005-06 to 2010-11	Additional Commissioner



Price Waterhouse & Co Chartered Accountants LLP

Annexure B to Independent Auditors' Report

Referred to in paragraph 13 of the Independent Auditors' Report of even date to the members of Tata Metaliks Limited. on the financial statements for the year ended March 31, 2023

Central Excise Act, 1944	Excise Duty	232.86	-	Till 30.06.2017	High Court -Calcutta
Central Excise Act, 1944	Excise Duty	5,349.30	329.58	2005-06 to 2016-17	Customs Excise and Service Tax Appellate Tribunal
Central Excise Act, 1944	Excise Duty	35.81	-	2010-11	Joint Commissioner
Central Excise Act, 1944	Excise Duty	8.52	-	2010-11 and 2011-12	Assistant Commissioner
Central Excise Act, 1944	Excise Duty	36.93	0.82	2013-14 to 2017-18	Commissioner (Appeals)
Customs Act, 1932	Custom Duty	12.00	1.50	2011-12 to 2015-16	Customs Excise and Service Tax Appellate Tribunal

- viii. According to the information and explanations given to us and the records of the Company examined by us, there are no transactions in the books of account that has been surrendered or disclosed as income during the year in the tax assessments under the Income Tax Act, 1961, that has not been recorded in the books of account.
- ix. (a) According to the records of the Company examined by us and the information and explanations given to us, the Company has not defaulted in repayment of loans or other borrowings or in the payment of interest to any lender, as applicable, during the year.
- (b) According to the information and explanations given to us and on the basis of our audit procedures, we report that the Company has not been declared Wilful Defaulter by any bank or financial institution or government or any government authority.
- (c) According to the records of the Company examined by us and the information and explanations given to us, the Company has not obtained any term loans.
- (d) According to the information and explanations given to us, and the procedures performed by us, and on an overall examination of the financial statements of the Company, we report that no funds raised on short-term basis have been used for long-term purposes by the Company.
- (e) The Company did not have any subsidiaries, joint ventures or associate companies during the year and hence clause ix (e) of paragraph 3 of CARO,2020 does not apply to the Company.
- (f) The Company did not have any subsidiaries, joint ventures or associate companies during the year and hence clause ix (f) of paragraph 3 of CARO,2020 does not apply to the Company.
- x. (a) The Company has not raised any money by way of initial public offer or further public offer (including debt instruments) during the year. Accordingly, the reporting under clause 3(x)(a) of the Order is not applicable to the Company.
- (b) The Company has not made any preferential allotment or private placement of shares or fully or partially or optionally convertible debentures during the year. Accordingly, the reporting under clause 3(x)(b) of the Order is not applicable to the Company.



Price Waterhouse & Co Chartered Accountants LLP

Annexure B to Independent Auditors' Report

Referred to in paragraph 13 of the Independent Auditors' Report of even date to the members of Tata Metaliks Limited on the financial statements for the year ended March 31, 2023

- (xi) (a) During the course of our examination of the books and records of the Company, carried out in accordance with the generally accepted auditing practices in India, and according to the information and explanations given to us, we have neither come across any instance of material fraud by the Company or on the Company, noticed or reported during the year, nor have we been informed of any such case by the Management.
- (b) During the course of our examination of the books and records of the Company, carried out in accordance with the generally accepted auditing practices in India, and according to the information and explanations given to us, a report under Section 143(12) of the Act, in Form ADT-4, as prescribed under rule 13 of Companies (Audit and Auditors) Rules, 2014 was not required to be filed with the Central Government. Accordingly, the reporting under clause 3(xi)(b) of the Order is not applicable to the Company.
- (c) During the course of our examination of the books and records of the Company carried out in accordance with the generally accepted auditing practices in India, and according to the information and explanations given to us, the Company has received whistle-blower complaints during the year, which have been considered by us for any bearing on our audit and reporting under this clause.
- xii. As the Company is not a Nidhi Company and the Nidhi Rules, 2014 are not applicable to it, the reporting under clause 3(xii) of the Order is not applicable to the Company.
- xiii. The Company has entered into transactions with related parties in compliance with the provisions of Sections 177 and 188 of the Act. The details of such related party transactions have been disclosed in the financial statements as required under Indian Accounting Standard 24 "Related Party Disclosures" specified under Section 133 of the Act.
- (xiv).(a) In our opinion and according to the information and explanation given to us, the Company has an internal audit system commensurate with the size and nature of its business.
- (b) The reports of the Internal Auditor for the period under audit have been considered by us.
- xv. The Company has not entered into any non-cash transactions with its directors or persons connected with him. Accordingly, the reporting on compliance with the provisions of Section 192 of the Act under clause 3(xv) of the Order is not applicable to the Company.
- xvi. (a) The Company is not required to be registered under Section 45-IA of the Reserve Bank of India Act, 1934. Accordingly, the reporting under clause 3(xvi)(a) of the Order is not applicable to the Company.
- (b) The Company has not conducted non-banking financial / housing finance activities during the year. Accordingly, the reporting under clause 3(xvi)(b) of the Order is not applicable to the Company.
- (c) The Company is not a Core Investment Company (CIC) as defined in the regulations made by the Reserve Bank of India. Accordingly, the reporting under clause 3(xvi)(c) of the Order is not applicable to the Company.
- (d) Based on the information and explanations provided by the management of the Company, the Group has seven CICs as part of the Group as detailed in note 47 to the financial statements. We have not, however, separately evaluated whether the information provided by the management is accurate and complete.
- (xvii). The Company has not incurred any cash losses in the financial year or in the immediately preceding financial year.
- (xviii). There has been no resignation of the statutory auditors during the year and accordingly the reporting under clause 3(xviii) is not applicable.
- (xix). According to the information and explanations given to us and on the basis of the financial ratios (Also refer Note 42 to the financial statements), ageing and expected dates of realisation of financial assets and payment of financial liabilities, other information accompanying the financial statements, our knowledge of the Board of Directors and management plans and based on our examination of the evidence supporting the assumptions,



Price Waterhouse & Co Chartered Accountants LLP

Annexure B to Independent Auditors' Report

Referred to in paragraph 13 of the Independent Auditors' Report of even date to the members of Tata Metaliks Limited on the financial statements for the year ended March 31, 2023

nothing has come to our attention, which causes us to believe that any material uncertainty exists as on the date of the audit report that the Company is not capable of meeting its liabilities existing at the date of balance sheet as and when they fall due within a period of one year from the balance sheet date. We, however, state that this is not an assurance as to the future viability of the Company. We further state that our reporting is based on the facts up to the date of the audit report and we neither give any guarantee nor any assurance that all liabilities falling due within a period of one year from the balance sheet date, will get discharged by the Company as and when they fall due.

- xx. As at balance sheet date, the Company does not have any amount remaining unspent under Section 135(5) of the Act. Accordingly, reporting under clause 3(xx) of the Order is not applicable.
- xxi. The reporting under clause 3(xxi) of the Order is not applicable in respect of audit of Standalone Financial Statements. Accordingly, no comment in respect of the said clause has been included in this report.

For Price Waterhouse & Co Chartered Accountants LLP
Firm Registration Number: 304026E/E-300009



Pinaki Chowdhury
Partner
Membership Number: 057572

UDIN: 23057572BGXVOX3641
Kolkata
April 28, 2023

Tata Metaliks Limited
Balance Sheet as at 31 March, 2023

	Notes	As at 31.03.2023	Rs. in Lakhs As at 31.03.2022
(I) ASSETS			
(1) Non-current assets			
(a) Property, plant and equipment	4A	102,892.70	84,206.57
(b) Right-of-use assets	4C	15,270.99	16,120.11
(c) Capital work-in-progress	4B	16,349.69	23,305.58
(d) Intangible assets	5	82.44	154.90
(e) Financial assets			
(i) Investments	6A	0.52	0.52
(ii) Other financial assets	7	0.20	0.20
(f) Non-current tax assets (net)		1,673.76	851.49
(g) Other non current assets	8	1,790.51	2,102.16
Total non-current assets		138,060.81	126,741.53
(2) Current assets			
(a) Inventories	9	56,874.05	47,739.10
(b) Financial assets			
(i) Investments	6B	10,024.93	6,030.42
(ii) Loans	6C	-	15,000.00
(iii) Trade receivables	10	30,418.49	21,100.90
(iv) Cash and cash equivalents	11A	10,225.31	7,377.15
(v) Other balances with banks	11B	403.85	5,318.76
(vi) Other financial assets	7	1,110.20	2,324.87
(c) Other current assets	8	3,475.08	3,285.45
Total current assets		112,531.91	108,176.65
TOTAL ASSETS		250,592.72	234,918.18
(II) EQUITY AND LIABILITIES			
(1) Equity			
(a) Equity share capital	12	3,157.75	3,157.75
(b) Other equity	13	154,789.42	149,369.01
Total equity		157,947.17	152,526.76
(2) Non-current liabilities			
(a) Financial liabilities			
(i) Lease Liabilities	4C	13,350.55	14,024.33
(b) Provisions	14	2,142.37	2,004.00
(c) Deferred tax liabilities (net)	33	5,739.14	5,502.08
Total non-current liabilities		21,232.06	21,530.41
(3) Current liabilities			
(a) Financial liabilities			
(i) Lease Liabilities	4C	1,189.29	814.03
(ii) Trade payables	15	53,082.43	44,737.12
(a) Total outstanding dues of micro and small enterprises		186.16	26.43
(b) Total outstanding dues of creditors other than micro and small enterprises		52,896.27	44,710.69
(iii) Other financial liabilities	17	4,010.52	4,428.73
(b) Provisions	14	1,875.55	1,471.33
(c) Current tax liabilities (net)		429.22	429.22
(d) Other current liabilities	18	10,826.48	8,980.58
Total current liabilities		71,413.49	60,061.01
TOTAL EQUITY AND LIABILITIES		250,592.72	234,918.18

The accompanying notes form an integral part of the Balance Sheet.


This is the Balance Sheet referred to in our report of even date.

For Price Waterhouse & Co Chartered Accountants LLP
 Firm Registration Number: 304026E/E-300009





Pinaki Chowdhury
 Partner
 Membership Number: 057572

For and on behalf of the Board of Directors


Koushik Chatterjee
 Chairman
 DIN: 00004989


Anshu Krishna
 Managing Director
 DIN: 08066195


Amit Ghosh
 Independent Director
 DIN: 00482967


Subhra Sengupta
 Chief Financial Officer


Avishek Ghosh
 Company Secretary


Tata Metaliks Limited


Statement of Profit and Loss for the year ended 31 March, 2023

	Notes	For the year ended 31.03.2023	Rs. in Lakhs For the year ended 31.03.2022
A CONTINUING OPERATIONS			
I Revenue from operations	19	325,956.97	274,553.46
II Other Income	20	1,363.96	1,665.39
III Total Income (I + II)		327,320.93	276,218.85
IV EXPENSES			
(a) Cost of materials consumed	21	227,618.47	169,660.28
(b) Changes in inventories of finished goods and work-in-progress	22	(6,938.84)	963.21
(c) Employee benefits expense	23	16,352.02	14,552.29
(d) Finance costs	24	3,274.33	2,450.03
(e) Depreciation and amortisation expense	25	7,728.54	6,168.77
(f) Other expenses	26	69,216.71	51,574.70
Total Expenses (IV)		317,251.23	245,369.28
V Profit before exceptional items and tax (III -IV)		10,069.70	30,849.57
VI Exceptional Items			
a) Profit on sale of land (refer note 54)		-	3,082.64
VII Profit before tax from continuing operations (V+VI)		10,069.70	33,932.21
VIII Tax Expense			
(1) Current tax: current year	32	1,778.15	7,518.66
(2) Current tax: earlier year	32	-	133.00
(3) Deferred tax	33	237.06	2,474.47
Total tax expense (VIII)		2,015.21	10,126.13
IX Profit from continuing operations (VII - VIII)		8,054.49	23,806.08
B DISCONTINUED OPERATIONS			
X Loss from discontinued operations before tax	34	-	(61.22)
XI Tax Expense of discontinued operations		-	-
XII Loss from discontinued operations after tax (X-XI)		-	(61.22)
C TOTAL OPERATIONS			
XIII Profit for the year (IX + XII)		8,054.49	23,744.86
XIV Other comprehensive income			
Items that will not be reclassified to profit or loss			
Remeasurements on the defined benefit plans		(165.83)	61.10
Income tax on above	32	57.95	(21.35)
Total other comprehensive income, net of taxes (XIV)		(107.88)	39.75
XV Total Comprehensive income for the year (XIII + XIV)		7,946.61	23,784.61
XVI (a) Earnings per equity share (for continuing operations):	29		
(1) Basic [Face Value Rs. 10 each]		25.51	75.39
(2) Diluted [Face Value Rs. 10 each]		25.51	75.39
(b) Earnings per equity share (for discontinued operations):			
(1) Basic [Face Value Rs. 10 each]		-	(0.19)
(2) Diluted [Face Value Rs. 10 each]		-	(0.19)
(c) Earnings per equity share (for discontinued and continuing operations):			
(1) Basic [Face Value Rs. 10 each]		25.51	75.20
(2) Diluted [Face Value Rs. 10 each]		25.51	75.20

The accompanying notes form an integral part of the Statement of Profit and Loss.
This is the Statement of Profit and Loss referred to in our report of even date.


For Price Waterhouse & Co Chartered Accountants LLP
Firm Registration Number: 304026E/E-300009



Pinaki Chowdhury
Partner
Membership Number: 057572


Subhra Sengupta
Chief Financial Officer

For and on behalf of the Board of Directors


Koushik Chatterjee
Chairman
DIN: 0004989


Alon Mishra
Managing Director
DIN: 08065195


Amit Ghosh
Independent Director
DIN: 00482967


Avishek Ghosh
Company Secretary

Tata Metaliks Limited

Statement of changes in equity for the year ended 31 March, 2023

	Notes	Rs. in Lakhs	
		As at 31.03.2023	As at 31.03.2022
(A) Equity share capital	12		
Balance at the beginning of the year		3,157.75	3,157.75
Balance at the end of the year		3,157.75	3,157.75

	Notes	Rs. in Lakhs				
		Securities premium	Capital reserve	General reserve	Retained earnings	Total Other Equity
(B) Other Equity	13					
Year ended 31.03.2023						
Balance at the beginning of the year		39,749.64	8,885.13	8,211.99	92,522.25	149,369.01
Profit for the year		-	-	-	8,054.49	8,054.49
Dividend on equity shares		-	-	-	(2,526.20)	(2,526.20)
Other comprehensive income arising from remeasurement of defined benefit obligation net of income tax		-	-	-	(107.88)	(107.88)
Balance at the end of the year		39,749.64	8,885.13	8,211.99	97,942.66	154,789.42


	Notes	Rs. in Lakhs				
		Securities premium	Capital reserve	General reserve	Retained earnings	Total Other Equity
Year ended 31.03.2022						
Balance at the beginning of the year		39,749.64	8,885.13	8,211.99	70,000.74	126,847.50
Profit for the year		-	-	-	23,744.86	23,744.86
Dividend on equity shares		-	-	-	(1,263.10)	(1,263.10)
Other comprehensive income arising from remeasurement of defined benefit obligation net of income tax		-	-	-	39.75	39.75
Balance at the end of the year		39,749.64	8,885.13	8,211.99	92,522.25	149,369.01

The accompanying notes form an integral part of the Statement of Changes in Equity.

For and on behalf of the Board of Directors


This is the Statement of changes in equity referred to in our report of even date.

For Price Waterhouse & Co Chartered Accountants LLP
Firm Registration Number: 304026E/E-300009

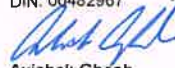

Pinaki Chowdhury
Partner
Membership Number: 057572


Subhra Sengupta
Chief Financial Officer


Koushik Chatterjee
Chairman
DIN: 00004989


Alok Krishna
Managing Director
DIN: 08066495


Amit Ghosh
Independent Director
DIN: 00482967


Avishek Ghosh
Company Secretary

Kolkata, April 28, 2023

Kolkata, April 28, 2023

Tata Metaliks Limited
Statement of Cash Flows for the year ended 31 March, 2023

	Notes	For the year ended 31.03.2023	Rs. in Lakhs For the year ended 31.03.2022
A. Cash Flow from Operating activities:			
Profit before tax (including Loss on discontinued operations)		10,069.70	33,870.99
Adjustments for:			
Finance Costs	24	3,274.33	2,450.03
Depreciation and amortisation expense	25	7,728.54	6,168.77
Interest Income from financial assets at amortised cost	20	(571.05)	(1,070.87)
Dividend Income on investment carried at fair value through profit or loss	20	(88.00)	(83.33)
(Gain)/ Loss on cancellation of forward contracts	26	(82.27)	46.90
Profit on disposal of Property, Plant and Equipment	20	(9.40)	(155.87)
Profit on disposal of Land		-	(3,082.64)
Gain on foreign currency transactions	26	(69.09)	(67.30)
Other Non - cash items	20	(233.69)	(69.70)
Operating profit before working capital changes		20,019.07	38,006.98
Adjustment for working capital			
Inventories		(9,134.95)	(6,869.43)
Non-current/current financial and non-financial Assets		(8,416.68)	2,870.36
Non-current/current financial and non-financial liabilities/provisions		9,273.57	18,889.68
Cash generated from operations		11,741.01	52,897.59
Income Taxes paid		(2,542.37)	(5,867.99)
Net cash generated from operating activities		9,198.64	47,029.59
B. Cash Flow from Investing activities:			
Interest income received		804.93	995.91
Dividend Income on investment carried at fair value through profit or loss		88.00	83.33
Payments for property, plant and equipment, capital work -in-progress and other intangible assets		(16,461.55)	(32,460.71)
Repayment of Inter Corporate Loan given		15,000.00	-
Fixed deposit placed with banks (net) having original maturity of more than 3 months and less than 12 months		5,000.00	(5,101.48)
Proceeds on disposal of property, plant and equipment		14.33	171.46
Proceeds on disposal of Land		-	4,270.41
Net Proceeds/ (payment) from/ for sale/purchase of current investments		(3,994.51)	(6,030.42)
Net Cash from/ (used) in investing activities		451.20	(38,071.50)



Tata Metaliks Limited**Statement of Cash Flows for the year ended 31 March, 2023**

	Notes	For the year ended 31.03.2023	Rs. in Lakhs For the year ended 31.03.2022
C. Cash Flow from Financing activities:			
Proceeds from short term borrowings		14,009.18	6,582.00
Repayment of short term borrowings		(14,269.74)	(7,584.00)
Principal elements of lease payment		(907.95)	(850.07)
Interest and other borrowing costs paid		(3,274.33)	(2,450.14)
Dividend paid		(2,441.11)	(1,263.10)
Gain/ (Loss) on cancellation of forward contracts	26	82.27	(46.90)
Net cash (used) in financing activities		(6,801.68)	(5,612.21)
<hr/>			
Net increase / (decrease) in cash and cash equivalents		2,848.16	3,345.89
Cash and cash equivalents as at 1 April	11A	7,377.15	4,031.26
Cash and cash equivalents as at 31 March	11A	10,225.31	7,377.15

Notes:

The accompanying notes form an integral part of the Statement of Cash Flows.

1. The Statement of Cash Flows reflects the combined cash flows pertaining to continuing and discontinued operations. Refer note no. 34 for discontinued operations cash flows.
2. The above Statement of Cash Flows has been prepared under 'Indirect Method' as set out in Ind AS 7 'Statement of Cash Flow'.

This is the Cash Flow Statement referred to in our report of even date.

For and on behalf of the Board of Directors

For Price Waterhouse & Co Chartered Accountants LLP
Firm Registration Number: 304026E/E-300009




Pinaki Chowdhury
Partner
Membership Number: 057572

Koushik Chatterjee
Chairman
DIN: 00004989

Alok Mishra
Managing Director
DIN: 08066195

Amit Ghosh
Independent Director
DIN: 00482967


Subhra Sengupta
Chief Financial Officer


Avishek Ghosh
Company Secretary

Kolkata, April 28, 2023

Kolkata, April 28, 2023

Tata Metaliks Limited

Notes to the Financial Statements

1. General Corporate Information

Tata Metaliks Limited ("the Company") is a subsidiary of Tata Steel Limited. The Company is engaged in the manufacture and sale of pig iron and ductile iron pipes. The Company is having its manufacturing plant at Kharagpur in the state of West Bengal. The Company's equity shares are listed in BSE Limited and National Stock Exchange of India Limited.

The financial statements were approved and authorised for issue in accordance with the resolution of the Company's Board of Directors on April 28, 2023.

2. Significant Accounting Policies

This Note provides a list of the significant accounting policies adopted in the preparation of the financial statements. These policies have been consistently applied in all material respect for all the years presented, unless otherwise stated.

2.1 Basis for preparation

(i) Statement of compliance

The financial statements comply in all material respects with Indian Accounting Standards (Ind AS) notified under Section 133 of the Companies Act, 2013 (the "Act") [Companies (Indian Accounting Standards) Rules, 2015] (as amended) and other provisions of the Act.

(ii) Historical Cost Convention

The financial statements have been prepared on a historical cost basis, except for the following:

- Certain financial assets and liabilities (including derivative instruments) that is measured at fair value.
- Defined benefit plans - plan assets measured at fair value.

(iii) Current versus Non-current Classification

The Company presents assets and liabilities in the Balance Sheet based on current/non-current classification.

An asset is classified as current when it is:

- expected to be realised or intended to be sold or consumed in the normal operating cycle,
- held primarily for the purpose of trading,
- expected to be realised within twelve months after the reporting period, or
- cash or cash equivalents unless restricted from being exchanged or used to settle a liability for at least twelve months after the reporting period.

All other assets are classified as non-current.

A liability is classified as current when:

- it is expected to be settled in the normal operating cycle,
- it is held primarily for the purpose of trading,
- it is due to be settled within twelve months after the reporting period, or
- there is no unconditional right to defer settlement of the liability for at least twelve months after the reporting period.

All other liabilities are classified as non-current.

Deferred tax assets and liabilities are classified as non-current.

(iv) New and amended standards adopted by the Company

The Ministry of Corporate Affairs had vide notification dated 23 March 2022 notified Companies (Indian Accounting Standards) Amendment Rules, 2022 which amended certain accounting standards, and are effective 1 April 2022. These amendments did not have any impact on the amounts recognised in prior periods and are not expected to significantly affect the current or future periods.

(v) New amendments issued but not effective

The Ministry of Corporate Affairs has vide notification dated 31 March 2023 notified Companies (Indian Accounting Standards) Amendment Rules, 2023 (the 'Rules') which amends certain accounting standards, and are effective 1 April 2023.

The Rules predominantly amend Ind AS 12, Income taxes, and Ind AS 1, Presentation of financial statements. The other amendments to Ind AS notified by these rules are primarily in the nature of clarifications.

These amendments are not expected to have a material impact on the Company in the current or future reporting periods and on foreseeable future transactions. Specifically, no changes would be necessary as a consequence of amendments made to Ind AS 12 as the company's accounting policy already complies with the now mandatory treatment.

(vi) Rounding of Amounts

All amounts disclosed in the financial statements and notes have been rounded off to the nearest lakh (Rs. 00,000) as per the requirement of Schedule III of the Companies Act, 2013 unless otherwise stated.



Tata Metaliks Limited

Notes to the Financial Statements

2.2 Intangible Assets

Intangible assets (Computer Software) has a finite useful life and are stated at cost less accumulated amortisation and accumulated impairment losses, if any.

Computer Software:

Software for internal use, which is primarily acquired from third-party vendors is capitalised. Subsequent costs associated with maintaining such software are recognised as expense as incurred. Cost of software includes license fees and cost of implementation/system integration services, where applicable.

Amortisation Method and Periods

Computer software are amortised on a pro-rata basis using the straight-line method over their estimated useful life of 5 years from the date they are available for use. Amortisation method and useful lives are reviewed periodically including at each financial year end.

2.3 Property, Plant and Equipment

Freehold land is carried at historical cost. All other items of property, plant and equipment are stated at historical cost less accumulated depreciation and accumulated impairment losses, if any. Historical cost includes expenditure that is directly attributable to the acquisition of the items.

Subsequent costs are included in the asset's carrying amount or recognised as a separate asset, as appropriate, only when it is probable that future economic benefits associated with the item will flow to the Company and the cost of the item can be measured reliably. The carrying amount of any component accounted for as a separate asset is derecognised when replaced. All other repairs and maintenance are charged to profit or loss during the reporting period in which they are incurred.

2.4 Depreciation of Property, Plant and Equipment

Depreciation is calculated on a pro-rata basis using the straight-line method to allocate their cost, net of their estimated residual values, over their estimated useful lives in accordance with Schedule II to the Act, unless otherwise mentioned. Each component of an item of property, plant and equipment with a cost that is significant in relation to the cost of that item is depreciated separately if its useful life differs from the other components of the item.

Estimated useful lives of the assets are as follows:


a) Factory Building	30 years.
b) Building (Others)	60 years.
c) Plant and Equipment ¹	15 to 40 years.
d) Furniture and Fixtures	10 years.
e) Office Equipments	5 years.
f) Data Processing Equipments ¹	4 years.
g) Vehicles ¹	5 to 8 years.
h) Electrical fittings (Part of Plant and Equipment)	10 years.
i) Temporary Structure (Part of Buildings)	3 years.
j) Railway Sidings	15 years.

⁽¹⁾ Useful life of these class of assets includes assets wherein useful lives have been determined based on independent technical valuation carried out by external valuers which management believes best represent the period over which the assets are expected to be used. The useful lives for these assets considered for depreciation is different from the useful lives as prescribed under Part C of Schedule II of the Companies Act, 2013.

The useful lives, residual values and the method of depreciation of property, plant and equipment are reviewed, and adjusted if appropriate, at the end of each reporting period.

Gains and losses on disposals are determined by comparing proceeds with carrying amount and are included in profit or loss within 'Other Income'/'Other Expenses'.

Advances paid towards the acquisition of property, plant and equipment outstanding at each balance sheet date is classified as 'Capital Advances' under other non-current assets and the cost of property, plant and equipment not ready to use are disclosed under 'Capital Work-in-progress'.



Tata Metaliks Limited

Notes to the Financial Statements

2.5 Impairment of Non - Financial Assets

Assets are tested for impairment whenever events or changes in circumstances indicate that the carrying amount may not be recoverable. An impairment loss is recognised for the amount by which the asset's carrying amount exceeds its recoverable amount. The recoverable amount is the higher of an asset's fair value less costs of disposal and value in use. For the purposes of assessing impairment, assets are grouped at the lowest levels for which there are separately identifiable cash inflows which are largely independent of the cash inflows from other assets or group of assets (cash-generating units). The impairment if any is reviewed for reversal at each period end.

2.6 Relining expenses

Expenses incurred on relining of Blast Furnace is capitalised and depreciated over a period of five years of average expected life. The written down value consisting of relining expenditure embedded in the cost of Blast Furnace is written off in the year of fresh lining. All other relining expenses are charged as expense in the year they are incurred.

2.7 Investments (other than Investments in Subsidiaries) and Other Financial Assets

(i) Classification

The Company classifies its financial assets in the following measurement categories:

- those to be measured subsequently at fair value (either through other comprehensive income or through profit or loss), and
- those to be measured at amortised cost.

The classification depends on the Company's business model for managing the financial assets and the contractual terms of the cash flows.

For assets measured at fair value, gains and losses will either be recorded in profit or loss or other comprehensive income. For investments in debt instruments, this will depend on the business model in which the investment is held. For investments in equity instruments, this will depend on whether the Company has made an irrevocable election at the time of initial recognition to account for the equity investment at fair value through other comprehensive income.

The Company reclassifies debt investments when and only when its business model for managing those assets changes.

(ii) Recognition

Regular way purchases and sales of financial assets are recognised on trade-date, being the date on which the Company commits to purchase or sale the financial asset.

(iii) Measurement

At initial recognition, the Company measures a financial asset at its fair value plus, in the case of a financial asset not at fair value through profit or loss, transaction costs that are directly attributable to the acquisition of the financial asset. Transaction costs of financial assets carried at fair value through profit or loss are expensed in profit or loss.

Financial assets with embedded derivatives are considered in their entirety when determining whether their cash flows are solely payment of principal and interest.

Debt Instruments:

Subsequent measurement of debt instruments depends on the Company's business model for managing the asset and the cash flow characteristics of the asset. There are three measurement categories into which the Company classifies its debt instruments:

Amortised Cost: Assets that are held for collection of contractual cash flows where those cash flows represent solely payments of principal and interest are measured at amortised cost. A gain or loss on a debt instrument that is subsequently measured at amortised cost is recognised in profit or loss when the asset is derecognised or impaired. Interest income from these financial assets is included in other income using effective interest rate method.


Fair Value through Other Comprehensive Income (FVOCI): Assets that are held for collection of contractual cash flows and for selling the financial assets, where the assets' cash flows represent solely payments of principal and interest, are measured at fair value through other comprehensive income (FVOCI). Movements in the carrying amount are taken through OCI, except for the recognition of impairment gains or losses, interest income and foreign exchange gains and losses which are recognised in the profit or loss. When the financial asset is derecognised, the cumulative gain or loss previously recognised in OCI is reclassified from equity to profit or loss and recognised in 'Other Income'/'Other Expense'. Interest income from these financial assets is included in other income using effective interest rate method. Foreign exchange gains and losses are presented in other gains/(losses) and impairment expenses are presented as separate line item in statement of profit and loss.

Fair Value through Profit or Loss: Assets that do not meet the criteria for amortised cost or FVOCI are measured at fair value through profit or loss. A gain or loss on a debt investment that is subsequently measured at fair value through profit or loss is recognised in profit or loss and presented net in the Statement of Profit and Loss within 'Other Income'/'Other Expense' in the period in which it arises. Interest income from these financial assets is included in other income.

(iv) Impairment of Financial Assets

The Company assesses on a forward looking basis the expected credit losses associated with its assets which are not fair valued through profit or loss. The impairment methodology applied depends on whether there has been a significant increase in credit risk. Note 36 details how the Company determines whether there has been a significant increase in credit risk.

For trade receivables only, the Company applies the simplified approach permitted by Ind AS 109, 'Financial Instruments', which requires expected lifetime losses to be recognised from initial recognition of the receivables.



(v) Derecognition of Financial Assets

A financial asset is derecognised only when

- the Company has transferred the rights to receive cash flows from the financial asset or
- retains the contractual rights to receive the cash flows of the financial asset, but assumes a contractual obligation to pay the cash flows to one or more recipients.

Where the entity has transferred an asset, the Company evaluates whether it has transferred substantially all risks and rewards of ownership of the financial asset. In such cases, the financial asset is derecognised. Where the entity has not transferred substantially all risks and rewards of ownership of the financial asset, the financial asset is not derecognised.

Where the entity has neither transferred a financial asset nor retains substantially all risks and rewards of ownership of the financial asset, the financial asset is derecognised if the Company has not retained control of the financial asset. Where the Company retains control of the financial asset, the asset is continued to be recognised to the extent of continuing involvement in the financial asset.

(vi) Income Recognition

Interest Income

Interest income from debt instruments is recognised using the effective interest rate method. The effective interest rate is the rate that exactly discounts estimated future cash receipts through the expected life of the financial asset to the gross carrying amount of a financial asset. When calculating the effective interest rate, the Company estimates the expected cash flows by considering all the contractual terms of the financial instrument but does not consider the expected credit losses.

Dividend

Dividend is recognised in profit or loss only when the right to receive payment is established, it is probable that the economic benefits associated with the dividend will flow to the Company, and the amount of the dividend can be measured reliably.

(vii) Fair Value of Financial Instruments

In determining the fair value of financial instruments, the Company uses a variety of methods and assumptions that are based on market conditions and risks existing at each reporting date. The methods used to determine fair value include discounted cash flow analysis and available quoted market prices. All methods of assessing fair value result in general approximation of value, and such value may never actually be realised.

2.8 Employee Benefits

(i) Short-term Employee Benefits

Liabilities for short-term employee benefits that are expected to be settled wholly within 12 months after the end of the period in which the employees render the related service are recognised in respect of employees' services up to the end of the reporting period and are measured at the amounts expected to be paid when the liabilities are settled. The liabilities are presented as current (creditors for accrued wages and salaries) in Balance Sheet. Refer Note 15.

(ii) Post - employment benefits

Defined Benefit Plans

The liability or asset recognised in the Balance Sheet in respect of defined benefit plans is the present value of the defined benefit obligation at the end of the reporting period less the fair value of plan assets. The defined benefit obligation is calculated by actuaries using the projected unit credit method.

The present value of the defined benefit obligation is determined by discounting the estimated future cash outflows by reference to market yields at the end of the reporting period on government bonds that have terms approximating to the terms of the related obligation.

The net interest cost is calculated by applying the discount rate to the net balance of the defined benefit obligation and the fair value of plan assets. This cost is included in 'Employee Benefits Expense' in the Statement of Profit and Loss.

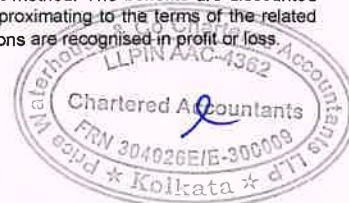
Remeasurement gains and losses arising from experience adjustments and changes in actuarial assumptions are recognised in the period in which they occur, directly in Other Comprehensive Income. These are included in 'Retained Earnings' in the Statement of Changes in Equity. Changes in the present value of the defined benefit obligations resulting from plan amendments or curtailments are recognised immediately in profit or loss as past service cost.

Defined Contribution Plans

Contributions under Defined Contribution Plans payable in keeping with the related schemes are recognised as expenses for the period in which the employee has rendered the service.

(iii) Other long-term employee benefits

The liabilities for leave are not expected to be settled wholly within 12 months after the end of the period in which the employees render the related service. They are therefore measured annually at year end by actuaries as the present value of expected future benefits in respect of services provided by employees up to the end of the reporting period using the projected unit credit method. The benefits are discounted using the market yields on government bonds at the end of the reporting period that have terms approximating to the terms of the related obligation. Remeasurements as a result of experience adjustments and changes in actuarial assumptions are recognised in profit or loss.



2.9 Taxation

The income tax expense/credit for the period is the tax payable on the current period's taxable income based on the applicable income tax rate adjusted by changes in deferred tax assets and liabilities attributable to temporary differences, unused tax credits and unused tax losses.

The current tax charge is calculated on the basis of the tax laws enacted or substantively enacted at the end of the reporting period. Management periodically evaluates positions taken in tax returns with respect to situations in which applicable tax regulation is subject to interpretation and considers whether it is probable that a taxation authority will accept an uncertain tax treatment. The Company measures its tax balances either based on the most likely amount or the expected value, depending on which method provides a better prediction of the resolution of the uncertainty.

Deferred tax is provided in full, using the liability method, on temporary differences arising between the tax bases of assets and liabilities and their carrying amounts in the financial statements. Deferred income tax is determined using tax rates (and laws) that have been enacted or substantially enacted by the end of the reporting period and are expected to apply when the related deferred tax asset is realised or the deferred tax liability is settled.

Deferred tax assets are recognised for all deductible temporary differences, carry forward of unused tax credits and unused tax losses only if it is probable that future taxable amounts will be available to utilise those temporary differences, tax credits and losses.

The carrying amount of deferred tax assets is reviewed at each balance sheet date and reduced to the extent that it is no longer probable that sufficient taxable profits will be available to allow all or part of the asset to be utilised.

Deferred tax assets and liabilities are offset when there is a legally enforceable right to offset current tax assets and liabilities and when the deferred tax balances relate to the same taxation authority. Current tax assets and liabilities are offset where the entity has a legally enforceable right to offset and intends either to settle on a net basis, or to realise the asset and settle the liability simultaneously.

Current and deferred tax are recognised in profit or loss, except to the extent that it relates to items recognised in other comprehensive income or directly in equity, if any. In this case, the tax is also recognised in other comprehensive income or directly in equity, respectively.

2.10 Inventories

Inventories are stated at the lower of cost and net realisable value. Cost of inventories comprises cost of purchases and all other costs incurred in bringing the inventories to their present location and condition. Cost of purchased inventory are determined after deducting rebates and discounts. Cost of work-in-progress and finished goods comprises direct materials, direct labour and an appropriate proportion of variable and fixed overhead expenditure, the latter being allocated on the basis of normal operating capacity. Costs are assigned to individual items of inventory on weighted average basis. Net realisable value is the estimated selling price in the ordinary course of business less the estimated costs of completion and the estimated costs necessary to make the sale.

2.11a Cash and cash equivalents

Cash and cash equivalents include cash in hand, deposits held at call with banks and other short term deposits with an original maturity of three months or less.

2.11b Trade Receivables

Trade receivables are amounts due from customers for goods sold performed in the ordinary course of business and reflects Company's unconditional right to consideration (that is, payment is due only on the passage of time). Trade receivables are recognised initially at the transaction price as they do not contain significant financing components. The Company holds the trade receivables with the objective of collecting the contractual cash flows and therefore measures them subsequently at amortised cost using the effective interest method, less loss allowance.

2.11c Trade Payables

Trade Payables represent liabilities for goods and services provided to the Company prior to the end of financial year which are unpaid. Trade and other payables are presented as current liabilities unless payment is not due within 12 months after the reporting period. They are recognised initially at their fair value and subsequently measured at amortised cost using the effective interest method.

2.11d Borrowings

Borrowings are initially recognised at fair value, net of transaction costs incurred. Borrowings are subsequently measured at amortised cost. Any difference between the proceeds (net of transaction costs) and the redemption amount is recognised in profit or loss over the period of the borrowings using the effective interest method. Fees paid on the establishment of loan facilities are recognised as transaction costs of the loan to the extent that it is probable that some or all of the facility will be drawn down. In this case, the fee is deferred until the draw down occurs. To the extent there is no evidence that it is probable that some or all of the facility will be drawn down, the fee is capitalised as a prepayment for liquidity services and amortised over the period of the facility to which it relates.

Borrowings are removed from the Balance Sheet when the obligation specified in the contract is discharged, cancelled or expired.

Borrowings are classified as current liabilities unless the Company has an unconditional right to defer settlement of the liability for at least 12 months after the reporting period.



Tata Metaliks Limited

Notes to the Financial Statements

2.12 Provisions and Contingencies

Provisions are recognised when the Company has a present legal or constructive obligation as a result of past events, it is probable that an outflow of resources will be required to settle the obligation and the amount can be reliably estimated.

Provisions are measured at the present value of management's best estimate of the expenditure required to settle the present obligation at the end of the reporting period.

A disclosure for contingent liabilities is made when there is a possible obligation arising from past events, the existence of which will be confirmed only by the occurrence or non- occurrence of one or more uncertain future events not wholly within the control of the Company or a present obligation that arises from past events where it is either not probable that an outflow of resources embodying economic benefits will be required to settle or a reliable estimate of the amount cannot be made.

2.13 Revenue Recognition

The Company manufactures and sells Pig Iron and Ductile Iron Pipes. Sales are recognised when control of the products has transferred, being when the products are delivered to the customer. Delivery occurs when the products have been shipped or delivered to the specific location as the case may be, the risks of obsolescence and loss have been transferred, and either the customer has accepted the products in accordance with the sales contract, or the Company has objective evidence that all criteria for acceptance have been satisfied. No element of financing is deemed present as the sales are made with a credit term which is consistent with market practice. Sale of products include ancillary services.

A receivable is recognised when the goods are delivered as this is the point in time that the consideration is unconditional because only the passage of time is required before the payment is due.

The Company does not have any contracts where the period between the transfer of the promised goods or services to the customer and payment by the customer exceeds one year. As a consequence, the Company does not adjust any of the transaction prices for the time value of money.

2.14 Foreign currency transactions and translation

The financial statements of the Company are presented in Indian Rupees, which is the functional currency of the Company and the presentation currency for the financial statements.

In preparing the financial statements, transactions in currencies other than the Company's functional currency are recorded at the rates of exchange prevailing on the date of the transaction. At the end of each reporting period, monetary items denominated in foreign currencies are re-translated at the rates prevailing at the end of the reporting period. Non-monetary items carried at fair value that are denominated in foreign currencies are retranslated at the rates prevailing on the date when the fair value was determined. Non-monetary items that are measured in terms of historical cost in a foreign currency are not translated.

Exchange differences arising on the re-translation or settlement of monetary items are included in the statement of profit and loss for the period.

2.15 Borrowing Costs

General and specific borrowing costs that are directly attributable to the acquisition, construction or production of a qualifying asset are capitalised during the period of time that is required to complete and prepare the asset for its intended use or sale. Qualifying assets are assets that necessarily take a substantial period of time to get ready for their intended use or sale.


Other borrowing costs are expensed in the period in which they are incurred.

2.16 Government grants

Grants from the Government are recognized at their fair value when there is reasonable assurance that the grant will be received and the company will comply with all attached conditions.

Government grants relating to income are deferred and recognised in the profit or loss over the period necessary to match them with the costs that they are intended to compensate and presented within other income.

Government Grants relating to the purchase of Property, Plant and Equipment are included in liabilities as deferred income and credited to statement of profit and loss on a straight line basis over the expected lives of the related assets and/or other systematic basis representing of the pattern of fulfillment of obligations associated with grant received presented within other income.



2.17 Leases

As a lessee

Leases are recognised as a right-of-use asset and a corresponding liability at the date at which the leased asset is available for use by the company. Contracts may contain both lease and non-lease components. The company allocates the consideration in the contract to the lease and non-lease components based on their relative stand-alone prices. Assets and liabilities arising from a lease are initially measured on a present value basis. Lease liabilities include the net present value of the following lease payments:

- fixed payments (including in-substance fixed payments), less any lease incentives receivable
- variable lease payment that are based on an index or a rate, initially measured using the index or rate as at the commencement date
- amounts expected to be payable by the company under residual value guarantees
- the exercise price of a purchase option if the company is reasonably certain to exercise that option, and
- payments of penalties for terminating the lease, if the lease term reflects the company exercising that option.

Lease payments to be made under reasonably certain extension options are also included in the measurement of the liability. The lease payments are discounted using the interest rate implicit in the lease. If that rate cannot be readily determined, which is generally the case for leases in the company, the lessee's incremental borrowing rate is used, being the rate that the individual lessee would have to pay to borrow the funds necessary to obtain an asset of similar value to the right-of-use asset in a similar economic environment with similar terms, security and conditions.

To determine the incremental borrowing rate, the company:

- where possible, uses recent third-party financing received by the individual lessee as a starting point, adjusted to reflect changes in financing conditions since third party financing was received
- uses a build-up approach that starts with a risk-free interest rate adjusted for credit risk for leases held by the company, which does not have recent third party financing, and
- makes adjustments specific to the lease, e.g. term, country, currency and security.

If a readily observable amortising loan rate is available to the individual lessee (through recent financing or market data) which has a similar payment profile to the lease, then the Company use that rate as a starting point to determine the incremental borrowing rate.

The company is exposed to potential future increases in variable lease payments based on an index or rate, which are not included in the lease liability until they take effect. When adjustments to lease payments based on an index or rate take effect, the lease liability is reassessed and adjusted against the right-of-use asset.

Lease payments are allocated between principal and finance cost. The finance cost is charged to profit or loss over the lease period so as to produce a constant periodic rate of interest on the remaining balance of the liability for each period.

Variable lease payments that depend on sales are recognised in profit or loss in the period in which the condition that triggers those payments occurs.

Right-of-use assets are measured at cost comprising the following:

- the amount of the initial measurement of lease liability
- any lease payments made at or before the commencement date less any lease incentives received
- any initial direct costs, and
- restoration costs.

Right-of-use assets are generally depreciated over the shorter of the asset's useful life and the lease term on a straight-line basis. If the company is reasonably certain to exercise a purchase option, the right-of-use asset is depreciated over the underlying assets useful life.

Payments associated with short-term leases of equipment and all leases of low-value assets are recognised on a straight-line basis as an expense in profit or loss. Short-term leases are leases with a lease term of 12 months or less.

As a lessor

Lease income from operating leases where the company is a lessor is recognised in income on a straight-line basis over the lease term. Initial direct costs incurred in obtaining an operating lease are added to the carrying amount of the underlying asset and recognised as expense over the lease term on the same basis as lease income. The respective leased assets are included in the balance sheet based on their nature.

2.18 Derivative Instruments

The Company enters into certain derivative contracts to hedge risks which are not designated as hedges. Derivative Instruments are initially recognised at fair value on the date a derivative contract is entered into and are subsequently re-measured to their fair value at the end of each reporting period, with changes included in 'Other Income'/'Other Expenses'.

2.19 Offsetting Financial Instruments

Financial assets and liabilities are offset and the net amount is reported in the Balance Sheet where there is a legally enforceable right to offset the recognised amounts and there is an intention to settle on a net basis or realise the asset and settle the liability simultaneously. The legally enforceable right must not be contingent on future events and must be enforceable in the normal course of business and in the event of default, insolvency or bankruptcy of the Company or the counterparty.

2.20 Dividend

Provision is made for the amount of any dividend declared, being appropriately authorised and no longer at the discretion of the Company, on or before the end of the reporting period but not distributed at the end of the reporting period.



2.21 Earnings per Share

(i) Basic Earnings per Share

Basic earnings per share is calculated by dividing:

- the profit attributable to owners of the Company
- by the weighted average number of equity shares outstanding during the periods

(ii) Diluted Earnings per Share

Diluted earnings per share adjusts the figures used in the determination of basic earnings per share to take into account:

- the after income tax effect of interest and other financing costs associated with dilutive potential equity shares, and
- the weighted average number of additional equity shares that would have been outstanding assuming the conversion of all dilutive potential equity shares.

2.22 Segment Reporting

Operating segments are reported in a manner consistent with the internal reporting provided to the chief operating decision maker.

The chief operating decision maker is responsible for allocating resources and assessing performance of the operating segments and has been identified as the Managing Director of the Company.

2.23 Contributed Equity

Equity shares are classified as equity. Incremental cost directly attributable to the issue of new shares or options are shown in equity as reduction, net of tax from the proceed.

3. Use of estimates and critical accounting judgments

The preparation of the financial statements in conformity with Ind AS requires management to make judgments, estimates and assumptions, that impact the application of accounting policies and the reported amounts of assets, liabilities, income, expenses and disclosures of contingent assets and liabilities at the date of these financial statements and the reported amounts of revenues and expenses for the years presented. Actual results may differ from these estimates. Estimates and underlying assumptions are reviewed at each Balance Sheet date. Revisions to accounting estimates are recognised in the period in which the estimate is revised and future periods affected.

This Note provides an overview of the areas that involved a higher degree of judgement or complexity, and of items which are more likely to be materially adjusted due to estimates and assumptions turning out to be different than those originally assessed. Detailed information about each of these estimates and judgements is included in relevant notes together with information about the basis of calculation for each impacted line item in the financial statements.

The areas involving critical estimates or judgements are:

• Employee Benefits (Estimation of Defined Benefit Obligation) - Notes 2.8 and 38

Post-employment/other long term benefits represent obligations that will be settled in future and require assumptions to estimate benefit obligations. The accounting is intended to reflect the recognition of benefit costs over the employees' approximate service period, based on the terms of the plans and the investment and funding decisions made. The accounting requires the Company to make assumptions regarding variables such as discount rate and salary growth rate. Changes in these key assumptions can have a significant impact on the defined benefit obligations.

• Estimation of Expected Useful Lives of Property, Plant and Equipment - Notes 2.4 and 4A

Management reviews its estimate of useful lives of property, plant and equipment at each reporting date, based on the expected utility of the assets. Uncertainties in these estimates relate to technical and economic obsolescence that may change the utility of property, plant and equipment.

• Contingencies - Notes 2.12 and 27

Legal proceedings covering a range of matters are pending against the Company. Due to the uncertainty inherent in such matters, it is often difficult to predict the final outcome. The cases and claims against the Company often raise factual and legal issues that are subject to uncertainties and complexities, including the facts and circumstances of each particular case/ claim, the jurisdiction and the differences in applicable law. The Company consults with legal counsel and other experts on matters related to specific litigations where considered necessary. The Company accrues a liability when it is determined that an adverse outcome is probable and the amount of the loss can be reasonably estimated. In the event an adverse outcome is possible or an estimate is not determinable, the matter is disclosed.

• Valuation of Deferred Tax Assets - Notes 2.9 and 33


Deferred income tax expense is calculated based on the differences between the carrying value of assets and liabilities for financial reporting purposes and their respective tax bases that are considered temporary in nature. Valuation of deferred tax assets is dependent on management's assessment of future recoverability of the deferred tax benefit. Expected recoverability may result from expected taxable income in the future, planned transactions or planned optimising measures. Economic conditions may change and lead to a different conclusion regarding recoverability.

• Loss Allowance for Expected Credit Losses - Notes 2.11b and 10

To measure the expected credit losses, trade receivables have been grouped based on the days past due. The expected loss rates are based on the payment profiles, sales over past quarters before the reporting date and the corresponding historical credit losses experienced within this period. The historical loss rates are adjusted to reflect current and forward-looking information on macroeconomic factors affecting the ability of the customers to settle the receivables. The assumptions and estimates applied for determining the loss allowance are reviewed periodically.

• Fair value measurements and valuation processes - Notes 2.7, 2.8, 7, 14 and 38

Some of the Company's assets and liabilities are measured at fair value for financial reporting purposes. In estimating the fair value of an asset or a liability, the Company uses market-observable data to the extent it is available. Where Level 1 inputs are not available, the Company engages third party valuers, where required, to perform the valuation. Information about the valuation techniques and inputs used in determining the fair value of various assets and liabilities are disclosed in the notes to the financial statements.



Tata Metaliks Limited
Notes to the Financial Statements

4A. Property, Plant and Equipment


Carrying Amounts of :

	As at 31-Mar-23	As at 31-Mar-22
Freehold Land	401.92	401.92
Buildings	20,100.46	13,168.15
Plant and Equipment	79,656.14	68,067.67
Furniture and fixtures	283.27	141.61
Office Equipments	424.98	196.26
Vehicles	372.41	419.72
Data Processing Equipment	541.31	605.98
Railway Sidings	1,112.21	1,205.26
Total	102,892.70	84,206.57

Year ended March 31, 2023	Rs. in Lakhs							Total	
	Freehold Land	Buildings	Plant and Equipment	Furniture and fixtures	Office Equipments	Vehicles	Data Processing Equipment		Railway Sidings
Opening Gross Carrying Amount	401.92	16,778.25	90,372.62	380.01	401.59	780.88	810.35	1,480.56	111,406.18
Additions	-	7,710.88	16,582.68	180.69	284.83	64.71	64.80	-	24,888.59
Disposals	-	-	-	-	-	85.47	57.74	-	143.21
Closing Gross Carrying Amount	401.92	24,489.13	106,955.30	560.70	686.42	760.12	817.41	1,480.56	136,151.56
Opening Accumulated Depreciation	-	3,610.10	22,304.95	238.40	205.33	381.16	204.37	275.30	27,199.61
Depreciation expense for the year	-	778.57	4,994.21	39.03	56.11	109.04	127.52	93.05	6,197.53
On Disposals	-	-	-	-	-	82.49	55.79	-	138.28
Closing Accumulated Depreciation	-	4,388.67	27,299.16	277.43	261.44	387.71	276.10	368.35	33,258.86
Net Carrying Amount at beginning of the year	401.92	13,168.15	68,067.67	141.61	196.26	419.72	605.98	1,205.26	84,206.57
Net Carrying Amount at end of the year	401.92	20,100.46	79,656.14	283.27	424.98	372.41	541.31	1,112.21	102,892.70
Year ended March 31, 2022	Freehold Land	Buildings	Plant and Equipment	Furniture and fixtures	Office Equipments	Vehicles	Data Processing Equipments	Railway Sidings	Total
Opening Gross Carrying Amount	1,589.79	15,845.22	64,323.20	318.09	281.44	813.85	548.11	1,480.56	85,200.26
Additions	-	933.03	26,482.52	61.92	120.15	66.67	262.24	-	27,926.53
Disposals	1,187.87	-	433.10	-	-	99.64	-	-	1,720.61
Closing Gross Carrying Amount	401.92	16,778.25	90,372.62	380.01	401.59	780.88	810.35	1,480.56	111,406.18
Opening Accumulated Depreciation	-	2,902.21	19,053.38	196.67	176.94	340.96	111.76	182.25	22,964.17
Depreciation expense for the year	-	707.89	3,684.42	41.73	28.39	104.50	92.61	93.05	4,752.59
On Disposals	-	-	432.85	-	-	84.30	-	-	517.15
Closing Accumulated Depreciation	-	3,610.10	22,304.95	238.40	205.33	361.16	204.37	275.30	27,199.61
Net Carrying Amount at beginning of the year	1,589.79	12,943.01	45,269.82	121.42	104.50	472.89	436.35	1,298.31	62,236.09
Net Carrying Amount at end of the year	401.92	13,168.15	68,067.67	141.61	196.26	419.72	605.98	1,205.26	84,206.57

Notes:

- For Note 4A and 4C, the title deeds of all the immovable properties (other than properties where the company is the lessee and the lease agreements are duly executed in favour of the lessee), to the financial statements, are held in the name of the company.
- For amount of contractual commitments for acquisition of Property, Plant and Equipment refer Note 28.
- The Company has not revalued its property, plant and equipment (including right-of-use assets) or intangible assets or both during the current or previous year.



4B. Capital work-in-progress

Rs. in Lakhs

As at 31-Mar-23	As at 31-Mar-22
16,349.69	23,305.58

a) CWIP Ageing Schedule

As at 31-Mar-2023

CWIP	Amounts in capital work-in-progress for				Total
	Less than 1 year	1-2 years	2-3 years	More than 3 Years	
(i) Projects in progress	15,032.88	440.71	341.28	534.82	16,349.69
(ii) Projects temporarily suspended	-	-	-	-	-
	15,032.88	440.71	341.28	534.82	16,349.69

As at 31-Mar-2022

CWIP	Amounts in capital work-in-progress for				Total
	Less than 1 year	1-2 years	2-3 years	More than 3 Years	
(i) Projects in progress	22,384.46	386.30	534.82	-	23,305.58
(ii) Projects temporarily suspended	-	-	-	-	-
	22,384.46	386.30	534.82	-	23,305.58


(b) Capital work-in-progress for which completion is overdue or has exceeded its cost compared to its original plan :

As at 31-Mar-2023

CWIP	To be completed in				Total
	Less than 1 year	1-2 years	2-3 years	More than 3 Years	
(i) Projects in progress					
DIP Expansion	4,128.08	-	-	-	4,128.08
Total	4,128.08	-	-	-	4,128.08
(ii) Projects temporarily suspended	-	-	-	-	-

As at 31-Mar-2022

CWIP	To be completed in				Total
	Less than 1 year	1-2 years	2-3 years	More than 3 Years	
(i) Projects in progress					
DIP Expansion	17,614.80	-	-	-	17,614.80
BF1 Augmentation	64.20	-	-	-	64.20
Total	17,679.00	-	-	-	17,679.00
(ii) Projects temporarily suspended	-	-	-	-	-



Tata Metaliks Limited
Notes to the Financial Statements

4C. Right -of- use assets

Rs. in Lakhs

As at 31.03.2023	Right -of- use Land	Right -of- use Buildings	Right -of- use Plant and Machinery	Total
Opening Gross Carrying Amount	2,189.32	238.46	17,826.97	20,254.75
Additions	-	609.43	-	609.43
Closing Gross Carrying Amount	2,189.32	847.89	17,826.97	20,864.18
Opening Accumulated Depreciation	53.30	127.69	3,953.65	4,134.64
Depreciation expense for the year	22.03	150.08	1,286.44	1,458.55
Closing Accumulated Depreciation	75.33	277.77	5,240.09	5,593.19
Net Carrying Amount at beginning of the period	2,136.02	110.77	13,873.32	16,120.11
Net Carrying Amount at end of the period	2,113.99	570.12	12,586.88	15,270.99

As at 31.03.2022	Right -of- use Land	Right -of- use Buildings	Right -of- use Plant and Machinery	Total
Opening Gross Carrying Amount	2,189.32	101.22	17,296.79	19,587.33
Additions	-	137.24	530.18	667.42
Closing Gross Carrying Amount	2,189.32	238.46	17,826.97	20,254.75
Opening Accumulated Depreciation	31.04	84.93	2,676.41	2,792.38
Depreciation expense for the year	22.26	42.76	1,277.24	1,342.26
Closing Accumulated Depreciation	53.30	127.69	3,953.65	4,134.64
Net Carrying Amount at beginning of the period	2,158.28	16.29	14,620.38	16,794.95
Net Carrying Amount at end of the period	2,136.02	110.77	13,873.32	16,120.11

(i) Amounts recognised in balance sheet

	As at 31.03.2023	As at 31.3.2022
	Rs. in Lakhs	Rs. in Lakhs
Lease Liabilities		
Current	1,189.29	814.03
Non-Current	13,350.55	14,024.33
Total	14,539.84	14,838.36

(ii) Amounts recognized in the statement of profit and loss

	Notes	As at 31.03.2023	As at 31.3.2022
		Rs. in Lakhs	Rs. in Lakhs
(i) Depreciation charge of right-of-use assets			
Right -of- use Land		22.03	22.26
Right -of- use Buildings		150.08	42.76
Right -of- use Plant and Equipment		1,286.44	1,277.24
Total	25	1,458.55	1,342.26
(ii) Interest expense (Included In finance costs)	24	1,957.71	2,020.63
(iii) Expense relating to short-term leases (included in other expenses)	26	216.70	321.34
(iv) Expense relating to leases of low-value assets that are not shown above as short-term leases (included in other expenses)	26	142.24	80.58
(v) Expense relating to variable lease payments not included in lease liabilities		5,316.40	2,782.72

The total cash outflow for leases for the year ended 31 March 2023 was INR Rs. 2,865.66 Lakhs (31 March 2022 was Rs. 2,870.65 Lakhs)

(i) Variable lease payments

Some plant and equipment leases contain variable payment terms that are linked to production and consumption. Payments are on the basis of variable payment terms with payment depending majorly on the output from the leased asset.

(ii) Extension and termination options

Extension and termination options are included the company's lease contracts. These are used to maximise operational flexibility in terms of managing the assets used in the company's operations. The extension and termination options held are exercisable by mutual consent of both the lessor and the lessee.

(iii) Residual value guarantees

To optimise lease costs during the contract period, the company sometimes provides residual value guarantees in relation to its leases. The company has provided residual value guarantee for its lease against coke oven plant for Rs. 1,376 Lakhs (March 31, 2022 - 1,376 Lakhs)



5. Intangible Assets

	As at 31.03.2023 Computer Software (Acquired) Rs. in Lakhs	As at 31.03.2022 Computer Software (Acquired) Rs. in Lakhs
Opening Gross Carrying Amount	429.00	429.00
Additions	-	-
Closing Gross Carrying Amount	429.00	429.00
Accumulated Amortisation at beginning of the year	274.10	200.18
Amortisation for the year	72.46	73.92
Amortisation at end of the year	346.56	274.10
Net Carrying Amount at end of the year	82.44	154.90

6A. Non-current Investments

	As at 31.03.2023 Rs. in Lakhs	As at 31.03.2022 Rs. in Lakhs
Investment carried at amortised cost		
Investments in national savings certificates (Unquoted)	0.52	0.52
Total	0.52	0.52

6B. Current Investments

	As at 31.03.2023 Rs. in Lakhs	As at 31.03.2022 Rs. in Lakhs
Investment carried at fair value through profit or loss		
Investments in mutual fund (unquoted)		
550762 (March 31, 2022 - 133798) units in Tata Overnight Fund	6,513.30	1,500.46
98880 (March 31, 2022 - 134802) units in Tata Liquid Fund	3,511.63	4,529.96
Total	10,024.93	6,030.42
Aggregate amount of quoted investments and market value thereof	-	-
Aggregate amount of unquoted investments	10,024.93	6,030.42
Aggregate amount of impairment in the value of investments	-	-


6C. Loans

	As at 31.03.2023 Rs. in Lakhs	As at 31.03.2022 Rs. in Lakhs
Inter Corporate Loan #	-	15,000.00
Given to Tata Steel Downstream Products Limited (TSDPL) (Fellow subsidiary) in the earlier years being short term in nature to meet the working capital requirements of TSDPL, which was renewed from time to time. The said Inter Corporate Loan has been repaid in the current financial year.		
Less: Loss Allowance	-	-
	-	15,000.00
Secured, considered good	-	-
Unsecured, considered good	-	15,000.00
Significant increase in credit risk	-	-
Unsecured, Credit impaired	-	-
	-	15,000.00

The Company has not granted loans to its promoters, directors, KMPs and the related parties (as defined under Companies Act, 2013) which are repayable on demand or without specifying any terms or period of repayment. Also refer note 31 for loan given to a fellow subsidiary Company as per stipulated terms/ period.

The details of loans given to related parties are as follows:

Type of Borrowers	As at 31.03.2023 Rs. in Lakhs		As at 31.03.2022 Rs. in Lakhs	
	Amount of loan or advance in the nature of loan outstanding	Percentage to the total Loans and Advances in the nature of loans	Amount of loan or advance in the nature of loan outstanding	Percentage to the total Loans and Advances in the nature of loans
Fellow subsidiary	-	-	15,000.00	100%
	-	-	15,000.00	100%



Tata Metaliks Limited
Notes to the Financial Statements

7. Other Financial Assets

	As at 31.03.2023		As at 31.03.2022	
	Rs. in Lakhs		Rs. in Lakhs	
	Non Current	Current	Non Current	Current
(a). Security deposits	509.77	1,109.51	457.48	2,090.30
Less: Loss allowances	(509.77)	-	(457.48)	-
(b). Interest accrued on deposits and advances	-	0.69	-	234.57
(c). Deposits with banks submitted as security with government agency	0.20	-	0.20	-
Total	0.20	1,110.20	0.20	2,324.87

8. Other Assets

	As at 31.03.2023		As at 31.03.2022	
	Rs. in Lakhs		Rs. in Lakhs	
	Non Current	Current	Non Current	Current
(a). Capital advances	1,138.87	-	1,450.53	-
(b). Balances with government authorities	651.64	927.60	651.63	842.92
(c). Other loans and advances	-	2,547.48	-	2,442.53
i). Advance to supplier/service provider (other than capital)	-	-	-	-
Total	1,790.51	3,475.08	2,102.16	3,285.45

9. Inventories

(At lower of cost or net realisable value)

	As at 31.03.2023	As at 31.03.2022
	Rs. in Lakhs	Rs. in Lakhs
(a). Raw materials (Refer Note 21)	36,349.05	37,288.61
(b). Work-in-progress (Refer Note 22)	1,440.67	372.49
(c). Finished goods (Refer Note 22)	8,268.59	2,397.93
(d). Stores spares and others	10,815.74	7,680.07
Total	56,874.05	47,739.10
Included above, goods-in-transit:		
(a). Raw materials	288.66	1,566.73
(b). Finished goods	286.38	248.91
Total	575.04	1,815.64

10. Trade Receivables

	As at 31.03.2023	As at 31.03.2022
	Rs. in Lakhs	Rs. in Lakhs
Trade receivables	30,972.74	21,600.89
Less: Loss allowance	(554.25)	(499.99)
Total	30,418.49	21,100.90
Secured, considered good	-	-
Unsecured, considered good	30,418.49	21,100.90
Significant increase in credit risk	-	-
Unsecured, credit impaired	554.25	499.99
Total	30,972.74	21,600.89



(i) Trade receivables ageing schedule :

As at 31.03.2023

Particulars	Outstanding for following periods from due date of payment							Total
	Unbilled Dues	Not due	Less than 6 months	6 months -1 year	1-2 years	2-3 years	More than 3 years	
(i) Undisputed Trade receivables – considered good	-	29,627.45	642.75	148.29	-	-	-	30,418.49
(ii) Undisputed Trade Receivables – which have significant increase in credit risk	-	-	-	-	-	-	-	-
(iii) Undisputed Trade Receivables – credit impaired	-	-	-	44.24	5.76	74.28	183.33	307.61
(iv) Disputed Trade Receivables–considered good	-	-	-	-	-	-	-	-
(v) Disputed Trade Receivables – which have significant increase in credit risk	-	-	-	-	-	-	-	-
(vi) Disputed Trade Receivables – credit impaired	-	-	-	-	-	-	246.64	246.64
	-	29,627.45	642.75	192.53	5.76	74.28	429.97	30,972.74

As at 31.03.2022

Particulars	Outstanding for following periods from due date of payment							Total
	Unbilled Dues	Not due	Less than 6 months	6 months -1 year	1-2 years	2-3 years	More than 3 years	
(i) Undisputed Trade receivables – considered good	-	18,365.47	1,925.04	618.29	192.10	-	-	21,100.90
(ii) Undisputed Trade Receivables – which have significant increase in credit risk	-	-	-	-	-	-	-	-
(iii) Undisputed Trade Receivables – credit impaired	-	51.16	5.35	3.48	0.65	79.08	113.62	253.34
(iv) Disputed Trade Receivables - considered good	-	-	-	-	-	-	-	-
(v) Disputed Trade Receivables – which have significant increase in credit risk	-	-	-	-	-	-	-	-
(vi) Disputed Trade Receivables – credit impaired	-	-	-	-	-	4.46	242.19	246.65
	-	18,416.63	1,930.39	621.77	192.75	83.54	355.81	21,600.89



(i) Trade receivables are further analysed as follows :

	As at 31.03.2023			
	Rs. in Lakhs			
	Gross credit risk	Subject to credit insurance cover	Credit impairment allowance	Net credit risk
Amounts not yet due	29,627.45	29.68	-	29,597.77
One month overdue	320.86	-	-	320.86
Two months overdue	187.08	-	-	187.08
Three months overdue	63.07	-	-	63.07
Between three to six months overdue	71.74	-	-	71.74
Greater than six months overdue	702.54	-	554.25	148.29
Total	30,972.74	29.68	554.25	30,388.81

	As at 31.03.2022			
	Rs. in Lakhs			
	Gross credit risk	Subject to credit insurance cover	Credit impairment allowance	Net credit risk
Amounts not yet due	18,416.63	23.93	51.16	18,341.54
One month overdue	1,166.50	-	3.24	1,163.26
Two months overdue	251.10	-	0.70	250.40
Three months overdue	262.95	-	0.73	262.22
Between three to six months overdue	249.84	-	0.69	249.15
Greater than six months overdue	1,253.87	-	443.47	810.40
Total	21,600.89	23.93	499.99	21,076.97

(ii) Net Movement in the provision for impairment of trade receivables :

	As at 31.03.2023	As at 31.03.2022
	Rs. in Lakhs	Rs. in Lakhs
Balance at the beginning of the year	499.99	861.05
Net Movement in expected credit loss allowance on trade receivables (calculated at lifetime expected credit losses)	54.26	(361.06)
Balance at the end of the year	554.25	499.99


(iii) There are no outstanding debts due from directors or other officers of the company.

(iv) Trade receivable from related parties as on March 31, 2023 amount to Rs. 11.33 lakhs (as on March 31, 2022 amounts to Rs. 64.47 lakhs).

	As at 31.03.2023	As at 31.03.2022
	Rs. in Lakhs	Rs. in Lakhs
11A. Cash and Cash equivalents		
(a). Cash on hand	-	0.68
(b). Balances with banks		
(i). In current accounts	6,725.31	2,376.47
(ii). In fixed deposit accounts having original maturity of three months or less	3,500.00	5,000.00
Total	10,225.31	7,377.15
11B. Other Balances with Banks		
(a). Other bank balances ⁽¹⁾	302.37	217.28
(b). Fixed deposits ⁽²⁾	101.48	5,101.48
Total	403.85	5,318.76

Included above

(1). Earmarked balances for unpaid dividend	302.37	217.28
(2). Represents deposits held as lien with bank and government agencies		10.40



12. Equity Share Capital

	As at 31.03.2023	As at 31.03.2022
	Rs. in Lakhs	Rs. in Lakhs
Authorised:		
375,000,000 Equity Shares of Rs. 10 each (March 31, 2022: 375,000,000 Equity Shares of Rs. 10 each)	37,500.00	37,500.00
Issued, subscribed and fully paid up :		
31,577,500 Equity Shares of Rs. 10 each (March 31, 2022: 31,577,500 Equity Shares of Rs. 10 each)	3,157.75	3,157.75

Movement of Equity Share Capital

	For the year ended		For the year ended	
	31.03.2023		31.03.2022	
	No. of Shares	Amount Rs. in Lakhs	No. of Shares	Amount Rs. in Lakhs
Equity Shares				
Issued, subscribed and fully paid up:				
At beginning of the year	31,577,500	3,157.75	31,577,500	3,157.75
Issued during the year	-	-	-	-
At end of the year	31,577,500	3,157.75	31,577,500	3,157.75

Shares held by holding company or its subsidiaries

	As at 31.03.2023		As at 31.03.2022	
	No. of Shares	%	No. of Shares	%
Equity Shares				
Tata Steel Limited (Holding Company)	18,957,090	60.03%	18,957,090	60.03%
	18,957,090	60.03%	18,957,090	60.03%

Shareholding of Promoters

Details of Shareholding of Promoters :

	As at 31.03.2023			As at 31.03.2022		
	No. of Shares	% of total shares	% change during the year	No. of Shares	% of total shares	% change during the year
Equity Shares held by promoters at the end						
Promoter Name						
Tata Steel Limited (Holding Company)	18,957,090	60.03%	-	18,957,090	60.03%	-
	18,957,090	60.03%	-	18,957,090	60.03%	0.00%

Details of shares held by shareholders holding more than 5% of the aggregate shares in the Company

	As at 31.03.2023		As at 31.03.2022	
	No. of Shares	% of total shares	No. of shares	% of total shares
Equity Shares				
Shareholder				
Tata Steel Limited (Holding Company)	18,957,090	60.03%	18,957,090	60.03%
HDFC Mutual Fund	2,084,764	6.60%	2,084,764	6.60%

No equity shares were allotted as fully paid up by way of bonus shares or pursuant to contract(s) without payment being received in cash during the last five years. Further, none of the shares were bought back by the Company during the last five years.

Rights, preferences and restrictions attached to shares

Equity Shares

The Company has one class of equity shares having a par value of Rs.10 per share. Each shareholder is eligible for one vote per share held. The dividend proposed by the Board of Directors is subject to the approval of the shareholders in the ensuing Annual General Meeting, except in case of interim dividend. In the event of liquidation, the equity shareholders are eligible to receive the remaining assets of the Company after distribution of all preferential amounts, in proportion to their shareholding.



13. Other Equity

Rs. in Lakhs

Year ended March 31, 2023	Securities premium	Capital Reserve	General Reserve	Retained earnings	Total Other Equity
At the beginning of the year	39,749.64	8,885.13	8,211.99	92,522.25	149,369.01
Profit for the year	-	-	-	8,054.49	8,054.49
Dividend on equity shares	-	-	-	(2,526.20)	(2,526.20)
Other comprehensive income arising from remeasurement of defined benefit obligation net of income tax	-	-	-	(107.88)	(107.88)
At the end of the year	39,749.64	8,885.13	8,211.99	97,942.66	154,789.42

Year ended March 31, 2022	Securities premium	Capital Reserve	General Reserve	Retained earnings	Total Other Equity
At the beginning of the year	39,749.64	0,005.13	0,211.99	70,000.74	126,047.50
Profit for the year	-	-	-	23,744.86	23,744.86
Dividend on equity shares	-	-	-	(1,263.10)	(1,263.10)
Other comprehensive income arising from remeasurement of defined benefit obligation net of income tax	-	-	-	39.75	39.75
At the end of the year	39,749.64	8,885.13	8,211.99	92,522.25	149,369.01

Distributions made and Proposed

Rs. in Lakhs

Particulars	For the year ended 31.03.2023	For the year ended 31.03.2022
Cash dividends on Equity shares declared and paid:		
Final Dividend for March 31, 2022 : Rs. 8.00 per share (March 31,2021: Rs. 4.00 per share)	2,526.20	1,263.10
Total	2,526.20	1,263.10
Proposed dividends on Equity shares:		
Proposed cash dividend for March 31, 2023: Rs. 5 per share (March 31, 2022: Rs. 8.00 per share)	1,678.88	2,526.20
Total	1,678.88	2,526.20

i) Proposed dividend on equity shares are subject to approval at the annual general meeting and are not recognised as a liability as at March 31, 2023.

The nature of reserves are as follows:

Capital reserve


Reserve includes Rs. 8,759.51 lakhs on account of Merger pursuant to the sanction of the Hon'ble High Court of Calcutta dated November 7, 2016 to the scheme of Amalgamation, where the assets and liabilities of the erstwhile Tata Metaliks DI Pipes Ltd (TMDIPL) has been merged with the company.

General reserve

Under the erstwhile Indian Companies Act, 1956, a general reserve was created through an annual transfer of net profit at a specified percentage in accordance with applicable regulations. Consequent to introduction of Companies Act, 2013, the requirement to mandatory transfer a specified percentage of the net profit to general reserve has been withdrawn though the Company may transfer such percentage of its profits for the financial year as it may consider appropriate. Declaration of dividend out of such reserve shall not be made except in accordance with rules prescribed in this behalf under the Act.

Securities premium

Securities premium is used to record premium received on issue of shares. The reserve is utilised in accordance with the provisions of the Companies Act, 2013



Tata Metaliks Limited
Notes to the Financial Statements

14. Provisions

Rs. in Lakhs

	As at 31.03.2023		As at 31.03.2022	
	Non Current	Current	Non Current	Current
	i). Retirement gratuity (Refer Note 38)	-	1,134.20	-
ii). Post retirement pension (Refer Note 38)	261.95	29.85	235.08	25.91
iii). Post retirement medical benefits (Refer Note 38)	19.12	1.86	19.70	1.87
iv). Provision for Leave Salary	1,861.30	68.76	1,749.22	59.25
v). Provision for Probable deficit in Corpus of PF (Refer Note 38)	-	640.88	-	357.79
Total	2,142.37	1,875.55	2,004.00	1,471.33

15. Trade Payables

As at 31.03.2023 **As at 31.03.2022**

Rs. in Lakhs **Rs. in Lakhs**

(a). Outstanding dues of micro and small enterprises		
Creditors for supplies and services	186.16	26.43
Total outstanding dues of micro enterprises and small enterprises	186.16	26.43
(b). Outstanding dues of creditors other than micro and small enterprises		
(i). Creditors for supplies and services	48,974.40	40,515.56
(ii). Creditors for accrued wages and salaries	3,921.87	4,195.13
Total outstanding dues of creditors other than micro and small enterprises	52,896.27	44,710.69
Total	53,082.43	44,737.12

Trade payables to related parties as on March 31, 2023 amounts to Rs. 13,999.57 lakhs (as on March 31, 2022 Rs. 21,829.70 lakhs).

Trade payables ageing schedule :

As at 31.03.2023

Particulars	Outstanding for following periods from due date of payment						Total
	Unbilled Dues	Not due	Less than 1 year	1-2 years	2-3 years	More than 3 years	
Undisputed Trade Payables							
(i) Micro enterprises and small enterprises	-	186.16	-	-	-	-	186.16
(ii) Others	6,823.95	26,801.70	19,238.14	0.43	-	32.05	52,896.27
Disputed Trade Payables							
(i) Micro enterprises and small enterprises	-	-	-	-	-	-	-
(ii) Others	-	-	-	-	-	-	-
	6,823.95	26,987.86	19,238.14	0.43	-	32.05	53,082.43

As at 31.03.2022

Particulars	Outstanding for following periods from due date of payment						Total
	Unbilled Dues	Not due	Less than 1 year	1-2 years	2-3 years	More than 3 years	
Undisputed Trade Payables							
(i) Micro enterprises and small enterprises	-	26.43	-	-	-	-	26.43
(ii) Others	5,332.08	22,925.73	16,320.90	81.14	50.84	-	44,710.69
Disputed Trade Payables							
(i) Micro enterprises and small enterprises	-	-	-	-	-	-	-
(ii) Others	-	-	-	-	-	-	-
	5,332.08	22,952.16	16,320.90	81.14	50.84	-	44,737.12



Tata Metaliks Limited

Notes to the Financial Statements

16. Dues to Micro, Small and Medium Enterprises

The dues to Micro, Small and Medium Enterprises as required under the Micro, Small and Medium Enterprises Development Act, 2006 to the extent information available with the company is given below:

	As at 31.03.2023 Rs. in Lakhs	As at 31.03.2022 Rs. in Lakhs
Amount due and payable at the year end		
- Principal	186.16	26.43
- Interest on above principal	-	-
Payments made during the year after the due date		
- Principal	-	-
- Interest on above principal	-	-
Interest due and payable for the period of delay in making payment (which has been paid but beyond the appointed day during the year) but without adding the interest specified under the MSMED Act, 2006;	-	-
Total Interest accrued and remained unpaid at year end	-	-
Further interest remaining due and payable even in the succeeding years for the purpose of disallowance of a deductible expenditure under section 23 of the Micro, Small and Medium Enterprises Development Act, 2006.	-	-

17. Other Financial Liabilities

Current:

	As at 31.03.2023 Rs. in Lakhs	As at 31.03.2022 Rs. in Lakhs
(a). Unpaid dividends	302.37	217.28
(b). Security deposits from vendors	12.03	13.03
(c). Creditors for Other Liabilities		
i). Creditors for capital goods and services	3,696.12	4,193.52
ii). Derivatives - foreign currency forward contracts	-	4.90
Total	4,010.52	4,428.73

18. Other Current Liabilities

	As at 31.03.2023 Rs. in Lakhs	As at 31.03.2022 Rs. in Lakhs
(a). Advances received from customers	3,393.19	4,083.56
(b). Deferred income	5,014.34	3,591.14
(c). Statutory dues	2,418.95	1,305.88
Total	10,826.48	8,980.58



Tata Metaliks Limited

Notes to the Financial Statements

	For the year ended 31.03.2023	For the year ended 31.03.2022
	Rs. in Lakhs	Rs. in Lakhs
19. Revenue from Operations		
(a). Revenue from contracts with customers		
Sale of products		
i). Pig iron and allied products	135,729.91	157,742.79
ii). DI Pipe and allied products	188,879.52	115,756.79
(b). Other operating income (note 1)	1,347.54	1,053.88
Gross Revenue from Operations	325,956.97	274,553.46

Note 1 :

Other operating income comprise:

(a). Sale of Scrap	1,338.35	1,035.89
(b). Others	9.19	17.99
Total	1,347.54	1,053.88

	For the year ended 31.03.2023	For the year ended 31.03.2022
	Rs. in Lakhs	Rs. in Lakhs
20. Other Income		
(a). Interest income from financial assets at amortised cost (deposit and advance)	571.05	970.68
(b). Interest on Income Tax refund	-	100.19
(c). Dividend income on Investment carried at fair value through profit or loss	88.00	83.33
(d). Liabilities no longer required written back	102.55	-
(e). Government Grant (EPCG Income)	233.69	69.70
(f). Gain on sale of property, plant and equipment	9.40	155.87
(g). Miscellaneous income	359.27	285.62
Total	1,363.96	1,665.39

	For the year ended 31.03.2023	For the year ended 31.03.2022
	Rs. in Lakhs	Rs. in Lakhs
21. Cost of materials consumed		
Raw Material Consumed		
i). Opening stock	37,288.61	31,434.94
ii). Add: Purchases	226,678.91	175,513.95
iii). Less: Closing stock	36,349.05	37,288.61
Total	227,618.47	169,660.28

Raw Material Consumed comprises

i). Iron ore	60,959.30	64,199.63
ii). Coke	143,912.46	83,250.42
iii). Fluxes	10,888.07	13,916.44
iv). Others	11,858.64	8,293.79
Total	227,618.47	169,660.28




	For the year ended 31.03.2023	For the year ended 31.03.2022
	Rs. in Lakhs	Rs. in Lakhs
22. Changes in Inventories of finished goods and work-in-progress		
Inventories at the beginning of the year		
Finished goods	2,397.93	3,374.21
Work-in-progress	372.49	359.42
	<u>2,770.42</u>	<u>3,733.63</u>
Inventories at the end of the year		
Finished goods	8,268.59	2,397.93
Work-in-progress	1,440.67	372.49
	<u>9,709.26</u>	<u>2,770.42</u>
Net (increase)/decrease in Inventories of finished goods and work-in-progress	<u>(6,938.84)</u>	<u>963.21</u>
	For the year ended 31.03.2023	For the year ended 31.03.2022
	Rs. in Lakhs	Rs. in Lakhs
23. Employee Benefits Expense		
(a). Salaries, wages and bonus	12,871.27	12,043.45
(b). Contribution to provident and other funds	1,695.58	1,223.79
(c). Staff welfare expenses	1,785.17	1,285.05
Total	<u>16,352.02</u>	<u>14,552.29</u>
	For the year ended 31.03.2023	For the year ended 31.03.2022
	Rs. in Lakhs	Rs. in Lakhs
24. Finance Costs		
(a). Interest expense		
i). Interest and finance charges on lease liabilities	1,957.71	2,020.63
ii). Interest on others	193.90	17.03
	<u>2,151.61</u>	<u>2,037.66</u>
(b). Other borrowing costs (letter of credit, bill discounting charges etc.)	1,122.72	412.37
Total Finance Costs	<u>3,274.33</u>	<u>2,450.03</u>
	For the year ended 31.03.2023	For the year ended 31.03.2022
	Rs. in Lakhs	Rs. in Lakhs
25. Depreciation and amortisation expense		
(a). Depreciation on property, plant and equipment and right of use assets as per Note 4A and Note 4C	7,656.08	6,094.85
(b). Amortisation of intangible assets as per Note 5.	72.46	73.92
Total	<u>7,728.54</u>	<u>6,168.77</u>



Tata Metaliks Limited

Notes to the Financial Statements

	For the year ended 31.03.2023	For the year ended 31.03.2022
	Rs. in Lakhs	Rs. in Lakhs
26. Other Expenses		
(a). Consumption of stores and spare parts	26,459.68	20,777.59
(b). Repairs & maintenance - buildings	117.15	79.22
(c). Repairs & maintenance - machinery	4,427.99	3,837.44
(d). Repairs & maintenance - others	1,669.57	1,424.00
(e). Power and fuel	2,603.97	1,757.63
(f). Electricity charges	2,253.54	1,272.34
(g). Freight and handling charges	22,539.49	17,007.60
(h). Rent	227.13	323.78
(i). Rates and taxes	233.56	79.68
(j). Insurance charges	528.46	285.47
(k). Loss allowances/ reversal of loss allowances relating to trade receivables and other financial assets	106.55	(539.35)
(l). Other expenses		
i). (Gain)/ Loss on foreign currency transactions	153.86	(312.74)
ii). (Gain)/ Loss on cancellation of forward contracts	(82.27)	46.90
iii). Auditors remuneration and out-of-pocket expenses		
As auditors - statutory audit	24.50	24.50
For other services (includes tax audit fees)	33.25	32.50
Auditors out-of-pocket expenses	0.68	0.73
iv). Legal and other professional costs	1,206.56	964.84
v). Consultancy for sales	1,483.73	494.03
vi). Advertisement, sales promotion and other selling expenses	109.98	63.75
vii). Travelling expenses	458.06	219.28
viii). Bank charges	114.70	99.97
ix). Expenditure towards corporate social responsibility activities (Refer Note 40)	681.50	540.31
x). Other general expenses	3,865.07	3,095.23
Total	69,216.71	51,574.70



	As at 31.03.2023 Rs. in Lakhs	As at 31.03.2022 Rs. in Lakhs
27. Contingent Liabilities		
Claims against the company not acknowledged as debts		
(a). Excise & Service Tax	1,175.33	1,158.52
(b). Income Tax	146.62	146.62
(c). Sales Tax & VAT	1,916.55	2,970.70
28. Capital and other commitments		
(a). Capital commitments		
Estimated value of contracts in capital account remaining to be executed (net of advances)		
Property, plant and equipment	12,312.57	11,634.78
(b). Other Commitments		
Export Obligation against import of capital goods under EPCG Scheme	30,086.05	21,546.81
29. Earnings Per Share		
i). Profit for the year from continuing operation	8,054.49	23,806.08
ii). Loss for the year from discontinued operations	-	(61.22)
iii). Profit for the year from discontinued and continuing operations	8,054.49	23,744.86
iv). Weighted average no. of equity shares for basic earning per share (Numbers in lakhs)	315.78	315.78
v). Weighted average no. of equity shares for diluted earning per share (Numbers in lakhs)	315.78	315.78
vi). Nominal Value per Equity Share (Rs.)	10.00	10.00
vii). Earnings per equity share for the year from continuing operation (Rs.) - Basic	25.51	75.39
viii). Earnings per equity share for the year from discontinued operations (Rs.) - Basic	-	(0.19)
ix). Earnings per equity share for the year from discontinued and continuing operations (Rs.) - Basic	25.51	75.20
x). Earnings per equity share for the year from continuing operation (Rs.) - Diluted	25.51	75.39
xi). Earnings per equity share for the year from discontinued operations (Rs.) - Diluted	-	(0.19)
xii). Earnings per equity share for the year from discontinued and continuing operations (Rs.) - Diluted	25.51	75.20



Tata Metaliks Limited
Notes to the Financial Statements

30. Segment Reporting

A. Description of Segments and Principal Activities

The Company's Managing Director examines the Company's performance on the basis of its business and has identified two reportable segments:

The segments are comprised of Pig Iron and Ductile Iron (DI) pipes.

Segment performance is evaluated based on profit or loss and is measured consistently with profit or loss in the Financial Statements. Also, the Company's borrowings (including Finance costs), income taxes and investments are managed at head office and are not allocated to operating segments.


Sales between segments are carried out at realisation price of pig iron less appropriate discount. The segment revenue is measured in the same way as in the Statement of Profit and Loss.

Segment assets and liabilities are measured in the same way as in the Financial Statements. These assets and liabilities are allocated based on the operations of the segment and the physical location of the assets.

Rs. in Lakhs

B. Segment Revenues, Segment Result and Other Information as at / for the year

Particulars	Pig Iron	D I Pipe	Elimination	Unallocable	Total
Revenue					
Total External Sales	136,381.14	189,575.83	-	-	325,956.97
	157,951.99	116,601.47	-	-	274,553.46
Add: Inter Segment Revenue	118,058.17	-	(118,058.17)	-	-
	65,490.29	-	(65,490.29)	-	-
Total Revenue	254,439.31	189,575.83	(118,058.17)	-	325,956.97
	223,442.28	116,601.47	(65,490.29)	-	274,553.46
Segment Result	922.60	11,804.81	-	-	12,727.41
	24,810.42	7,562.83	-	-	32,302.25
Reconciliation to Profit for the year:					
Exceptional Item					-
					3,082.64
Finance Income					616.62
					917.35
Finance costs					3,274.33
					2,450.03
Profit before taxes					10,069.70
					33,932.21
Tax expenses					2,015.21
					10,126.13
Net Profit after tax from continuing operations					8,054.49
					23,806.08
Profit/ (Loss) after tax from discontinued operations					-
					(61.22)
Profit/ (Loss) for the period from discontinued and continuing operations					8,054.49
					23,744.86
Depreciation and Amorisation	4,821.52	2,907.02			7,728.54
	4,532.91	1,635.86			6,168.77
Interest Income	41.78	1.63			43.41
	52.00	184.85			236.85
Material Non-cash (Income)/ Expenditure :					
Loss allowances/ reversal of loss allowances relating to trade receivables and other financial assets	-	106.55			106.55
	-	(539.35)			(539.35)
Liabilities no longer required written back	-	(102.55)			(102.55)
	-	-			-
Other non-cash income	-	(233.69)			(233.69)
	-	(69.70)			(69.70)



Segment Asset	109,134.24	119,129.42	-	22,329.06	250,592.72
	105,153.22	94,952.05	-	34,812.91	234,918.18
Reconciliation to Total Assets:					
Investments in national savings certificates (Unquoted)				0.52	0.52
				0.52	0.52
Non-current tax assets (Net)				1,673.76	1,673.76
				851.49	851.49
Investments in Mutual Fund (Unquoted)				10,024.93	10,024.93
				6,030.42	6,030.42
Inter Corporate Loan given				-	-
				15,000.00	15,000.00
Interest accrued on deposits and advances				0.69	0.69
				234.57	234.57
Cash and Cash equivalents including Other balances with banks				10,629.16	10,629.16
				12,695.91	12,695.91
Addition to non - current assets	2,420.75	8,076.12	-	-	10,496.87
	(2,657.33)	32,744.83	-	-	30,087.50
Segment Liabilities	57,920.15	28,254.74	-	6,470.66	92,645.55
	56,466.09	19,771.91	-	6,153.42	82,391.42
Reconciliation to Total Liabilities:					
Current tax liabilities (net)				429.22	429.22
				429.22	429.22
Deferred tax liabilities (net)				5,739.14	5,739.14
				5,502.08	1,174.24
Other unallocable liabilities				302.30	302.30
				222.18	222.18

C. Entity-wide Disclosures

The Company is domiciled in India. The amount of its revenue from external customers segregated by location of the customers is shown below:

	For the year ended 31.03.2023	For the year ended 31.03.2022
	Rs. in Lakhs	Rs. in Lakhs
External Revenue by Geographical location of customers		
India	308,359.83	265,623.03
Rest of the world	17,597.14	8,930.43
	325,956.97	274,553.46
Additions to Property, Plant and Equipment		
India	24,888.59	27,926.53
	24,888.59	27,926.53
	As at 31.03.2023	As at 31.03.2022
	Rs. in Lakhs	Rs. in Lakhs
Carrying value of Segment Assets		
India	250,592.72	234,918.18
	250,592.72	234,918.18

Larsen & Toubro Limited accounted for more than 10% of the revenues from external customer during the year ended March 31, 2023 and March 31, 2022.



Tata Metaliks Limited

Notes to the Financial Statements

31. Related Party Transactions as per Ind AS 24

Related party relationship:

Name of the related party	Nature of Relationship
Tata Sons Private Limited	Company having significant Influence in the parent company.
Tata Services Limited	Subsidiary of Tata Sons Private Limited
Tata Consultancy Services Limited	
Tata International Limited	
Tata Asset Management Private Limited	
Tata Capital Financial Services Limited	
Tata Communications Limited	
Tata Teleservices Limited	
Tata AIG General Insurance Company Limited	Joint Venture of Tata Sons Private Limited
Tata Steel Limited	Parent Company
Tata Steel Utilities and Infrastructure Services Limited	Fellow Subsidiary
Tata Steel Long Products Limited	
Tayo Rolls Limited	
Tata Steel Downstream Products Limited	
TS Global Procurement Company Pte Limited	
The Indian Steel and Wire Products Limited	
Mjunction Services Limited	Joint Venture of Parent Company
TM International Logistics Limited	
TKM Global Logistics Limited	
Jamipol Limited	Associate of Subsidiary of Holding Company
TRF Limited	Associate of Holding Company
Tata Bluescope Steel Private Limited	Joint Venture of fellow subsidiary
Argus Partners LLP - Solicitors & Advocates	Firm where Director is partner
The Bengal Chamber of Commerce and Industry	Entity in which Company's director is director
Key Managerial Person -	
Mr. Alok Krishna (from November 1, 2022)	Managing Director
Mr. Sandeep Kumar (till October 31, 2022)	Managing Director
Mr. Sankar Bhattacharya (till April 8, 2021)	Company Secretary
Mr. Avishek Ghosh (from April 14, 2021)	Company Secretary
Mr. Subhra Sengupta	Chief Financial Officer
Non- Executive Directors (NED)	
Mr. Krishnava Dutt	Independent Director
Dr. Pingali Venugopal	Independent Director
Dr Rupali Basu	Independent Director
Mr. Amit Ghosh	Independent Director
Tata Metaliks Limited Employee Provident Fund Trust	Post Employment Benefit Plans (PEBP)
Tata Metaliks Limited Employee Superannuation Fund Trust	
Tata Metaliks Limited Employee Gratuity Fund	



Tata Metaliks Limited

Notes to the Financial Statements

Related Party Transactions

Rs. in Lakhs

Name of the related party	Nature of transaction	For the year ended 31.03.2023	For the year ended 31.03.2022
Tata Steel Limited	Purchase of goods	48,251.88	56,325.18
	Services received	301.09	272.61
	Sale of goods	-	36.30
	Rent Paid	399.47	372.75
	Dividend Paid	1,516.57	758.28
TOTAL-Parent Company		50,469.01	57,765.12
Tata Steel Downstream Products Limited	Purchase of goods	-	131.76
Tata Steel Downstream Products Limited	Sale of Assets	1.13	-
Tata Steel Downstream Products Limited	Interest Received	382.93	661.04
Tata Steel Utilities & Infrastructure Services Limited	Sale of goods	333.94	517.06
TS Global Procurement Company Pte Limited	Purchase of goods	43,203.84	24,566.49
Tata Steel Long Products Limited	Purchase of goods	-	7,861.69
Tata Steel Long Products Limited	Sale of Assets	4.67	-
The Indian Steel and Wire Products Limited	Purchase of goods	1.14	1.66
TOTAL- Fellow Subsidiary		43,927.65	33,739.70
Jamipol Limited	Purchase of goods	9.88	-
TOTAL- Associate of Subsidiary of Holding Company		9.88	-
TRF Limited	Purchase of goods	75.42	-
TOTAL- Associate of Holding Company		75.42	-
Tata Sons Private Limited	Services received	547.26	588.17
TOTAL- Company having significant influence in the parent company		547.26	588.17
Tata Services Limited	Services received	63.81	15.83
Tata Asset Management Private Limited	Services received	6.79	1.78
Tata Capital Financial Services Limited	Services received	174.46	65.37
Tata Communication Limited	Services received	32.28	33.66
Tata Teleservices Limited	Services received	16.36	7.17
Tata Consultancy Services Limited	Services received	56.33	55.32
Tata International Limited	Sale of goods	5,793.91	17,186.57
TOTAL-Subsidiary of Tata Sons Private Limited		6,142.94	17,365.70
Tata AIG General Insurance Company Limited	Services received	1.50	0.27
TOTAL-Joint Venture of Tata Sons Private Limited		1.50	0.27
TM International Logistics Limited	Services received	1,441.06	938.38
Mjunction Services Limited	Services received	138.59	259.20
TOTAL- Joint Venture of Parent Company		1,579.65	1,197.58
Tata Bluescope Steel Private Limited	Purchase of goods	71.04	167.37
TOTAL- Joint Venture of fellow subsidiary		71.04	167.37
Argus Partners LLP - Solicitors & Advocates	Services received	12.15	19.87
TOTAL- Firm where Director is partner		12.15	19.87
The Bengal Chamber of Commerce and Industry	Services received	3.05	4.44
TOTAL- Entity in which Company's directors are directors		3.05	4.44




Mr. Alok Krishna	Short term employee benefits	73.39	-
	Post employment benefits	6.66	-
	Other long term employment benefits	10.64	-
Mr. Sandeep Kumar	Short term employee benefits	149.74	205.16
	Post employment benefits	0.75	14.17
	Other long term employment benefits	-	5.80
Mr. Sankar Bhattacharya	Short term employee benefits	-	1.22
	Post employment benefits	-	0.44
	Other long term employment benefits	-	(0.15)
Mr. Avishek Ghosh	Short term employee benefits	18.16	14.84
	Post employment benefits	0.55	0.35
	Other long term employment benefits	0.55	0.26
Mr. Subhra Sengupta	Short term employee benefits	101.03	95.02
	Post employment benefits	1.80	1.61
	Other long term employment benefits	3.24	2.82
Mr. Krishnava Dutt - Director	Sitting Fees	3.60	3.00
	Director's commission	15.75	17.50
Dr. Pingali Venugopal - Director	Sitting Fees	3.80	4.00
	Director's commission	16.75	18.50
Dr Rupali Basu - Director	Sitting Fees	2.40	2.80
	Director's commission	13.00	14.00
Mr. Amit Chosh - Director	Sitting Fees	3.80	3.60
	Director's commission	14.50	15.00
TOTAL- Key Managerial Person		440.11	419.94
Tata Metaliks Limited Employee Provident Fund	Contribution made	788.48	401.93
Tata Metaliks Limited Employee Superannuation Fund	Contribution made	321.83	300.47
Tata Metaliks Limited Employee Gratuity Fund	Contribution made	319.60	301.18
TOTAL- Contribution to PEBP		1,429.91	1,003.58



Name of the related party	Nature of outstanding	As at 31.03.2023	As at 31.03.2022
Tata Steel Limited	Trade payables	12,721.83	17,649.95
	Trade Receivables	0.20	0.20
	Advance Paid	-	0.96
TOTAL-Parent Company		12,722.03	17,651.11
Tayo Rolls Limited	Trade payables	1.74	1.74
TS Global Procurement Company Pte Limited	Trade payables	564.78	3,590.60
Tata Steel Long Products Limited	Advance Receivables	-	2.94
Tata Steel Downstream Products Limited	Inter Corporate Deposits placed	-	15,000.00
Tata Steel Downstream Products Limited	Other Receivable	1.13	-
Tata Steel Downstream Products Limited	Interest Receivable	-	234.57
TOTAL- Fellow Subsidiary		567.65	18,829.85
TM International Logistics Limited	Trade Payables	178.26	0.60
	Advance Paid	79.90	149.81
TKM Global Logistics Limited	Trade payables	-	0.44
Mjunction Services Limited	Earnest Money Received	4.50	4.50
	Security Deposit paid	6.48	6.48
	Advance paid	-	1.50
	Security Deposit Received	5.50	5.00
TOTAL- Joint Venture of Parent Company		274.64	168.33
Tata Sons Private Limited	Trade payables	529.89	586.30
TOTAL- Company having significant influence in the parent company		529.89	586.30
Tata TeleServices Limited	Security Deposit paid	0.50	0.50
Tata Capital Financial Services Limited	Security Deposit paid	15.98	23.22
Tata Steel Utilities & Infrastructure Services Limited	Trade receivables	11.13	64.27
Jamipol Ltd.	Trade payables	3.07	-
The Bengal Chamber of Commerce and Industry	Advance paid	0.05	-
Tata AIG General Insurance Company Limited	Trade payables	-	0.07
Tata International Limited	Advance received	24.49	19.11
TOTAL-Subsidiary of Tata Sons Private Limited		55.22	107.17

Terms and conditions of transactions with related parties

Transactions related to dividend were on the same terms and conditions that applied to other shareholders. The transactions with related parties (including sale to and purchases from, intercorporate loan given to related parties) are made in the ordinary course of business and these are following the principles of arms's length. Outstanding balances at the year end are unsecured and settlement occurs in cash. No provision are held against receivable from related parties.



32. Income taxes

(i) Income tax expenses recognised in the Statement of Profit or Loss are analysed as follows:

	For the year ended 31.03.2023	For the year ended 31.03.2022
	Rs. in Lakhs	Rs. in Lakhs
Tax Expense		
Current tax: current year	1,778.15	7,518.66
Current tax: earlier year	-	133.00
Deferred taxes	237.06	2,474.47
	<u>2,015.21</u>	<u>10,126.13</u>

(ii) The reconciliation of estimated income taxes to income tax expenses is as follows:

	For the year ended 31.03.2023	For the year ended 31.03.2022
	Rs. in Lakhs	Rs. in Lakhs
Profit from continuing operations before income tax expense	10,069.70	33,932.21
Loss from discontinuing operations before income tax expense	-	(61.22)
Total profit before Income taxes	<u>10,069.70</u>	<u>33,870.99</u>
Tax at the applicable tax rate of 34.944%	3,518.77	11,835.89
Tax effect of income exempt from tax/items that are not deductible	119.06	97.83
Tax effect of deduction under section 80IA	(1,627.45)	(1,551.85)
Tax effect of other adjustments	4.83	(255.74)
	<u>2,015.21</u>	<u>10,126.13</u>

(iii) The reconciliation of applicable tax rate & effective tax rate:

	For the year ended 31.03.2023	For the year ended 31.03.2022
	%	%
Applicable tax rate	34.94%	34.94%
Tax effect of income exempt from tax/items that are not deductible	1.18%	0.29%
Tax effect of deduction under section 80IA	-16.16%	-4.58%
Tax effect of other adjustments	0.05%	-0.76%
Effective tax rate	<u>20.00%</u>	<u>29.89%</u>

(iv) Income tax recognised in Other Comprehensive Income

	For the year ended 31.03.2023	For the year ended 31.03.2022
	Rs. in Lakhs	Rs. in Lakhs
Current Tax		
- Remeasurement of defined benefit obligation	57.95	(21.35)

There is no income surrendered or disclosed as income during the current or previous year in the tax assessments under the Income Tax Act, 1961, that has not been recorded in the books of account.



33. Deferred Tax Balances

(a) The following is the analysis of deferred tax assets/ (liabilities) presented in the balance sheet:

	As at 31.03.2023 Rs. in Lakhs	As at 31.03.2022 Rs. in Lakhs
Deferred tax assets	7,759.38	5,713.79
Deferred tax liabilities	<u>(13,498.52)</u>	<u>(11,215.87)</u>
	<u>(5,739.14)</u>	<u>(5,502.08)</u>

	Rs. in Lakhs			
<u>2022-23</u>	Opening Balance	Recognised/ Reversal in profit or loss (net)	Other movement	Closing Balance
Deferred tax liabilities/ (assets) in relation to:				
Property, plant and equipment	10,786.54	2,455.02	-	13,241.56
Right of Use (net of lease liability)	429.33	(172.37)	-	256.96
Unabsorbed Depreciation	-	(167.71)	-	(167.71)
Other Items (net)	(551.78)	(114.37)	-	(666.15)
MAT credit entitlement (refer note below)	<u>(5,162.01)</u>	<u>(1,763.51)</u>	-	<u>(6,925.52)</u>
	<u>5,502.08</u>	<u>237.06</u>	-	<u>5,739.14</u>

	Rs. in Lakhs			
<u>2021-22</u>	Opening Balance	Recognised/ Reversal in profit or loss (net)	Other movement	Closing Balance
Deferred tax liabilities/ (assets) in relation to:				
Property, plant and equipment	8,294.44	2,492.10	-	10,786.54
Right of Use (net of lease liability)	601.33	(172.00)	-	429.33
Other Items (net)	(706.15)	154.37	-	(551.78)
MAT credit entitlement (refer note below)	<u>(7,015.38)</u>	-	1,853.37	<u>(5,162.01)</u>
	<u>1,174.24</u>	<u>2,474.47</u>	<u>1,853.37</u>	<u>5,502.08</u>

The company has carrying amount of MAT credit of Rs. 6,925.52 lakhs (March 2022 Rs. 5,162.01 lakhs) based on assessment (including application of sensitivity analysis on key inputs) of future profitability where it is reasonably certain that the same would be utilised within the time period in keeping with the provisions of Income tax Act. The future profitability are based on assumptions (relevant economic/internal/external factors) such as estimates on cost of inputs, estimates on sales price etc.

(b) Unrecognised deferred tax assets on minimum alternate tax credit:

There are no amounts of unrecognized minimum alternate tax credits on which no deferred tax assets has been recognized as at March 31, 2023 and March 31, 2022



Tata Metaliks Limited
Notes to Financial Statements

34. Discontinued Operations

These disclosures are relating to Redi Plant ; which was not in use pursuant to discontinued operation in earlier year. Other Income (and total income) for the year ended March 31, 2022 relating to these operations was Rs. 1.03 lakhs, other expenses (and total expenses) was Rs. 62.25 lakhs, Loss before tax : Rs. 61.22 lakhs and Net Cash Flow (used in) operating activities was Rs. 61.22 lakhs.

35. Capital Management

The Company's capital management is intended to create value for shareholders by facilitating the meeting of long-term and short-term goals of the Company.

The Company determines the amount of capital required on the basis of annual operating plans and long-term product and other strategic investment plans. The funding requirements are met through equity and other long-term/short-term borrowings. The Company's policy is aimed at combination of short-term and long-term borrowings.

The Company monitors the capital structure on the basis of total debt to equity ratio and maturity profile of the overall debt portfolio of the Company.

Rs. in Lakhs

	<u>As at 31.03.2023</u>	<u>As at 31.03.2022</u>
(i) Equity Share capital	3,157.75	3,157.75
(ii) Other Equity	154,789.42	149,369.01
Total equity (a)	157,947.17	152,526.76
(i) Lease Liability	14,539.84	14,838.36
Total debt (b)	14,539.84	14,838.36
(i) Investments	10,024.93	6,030.42
(ii) Cash and cash equivalents and Other balances with banks	10,629.16	12,695.91
Total cash (c)	20,654.09	18,726.33
Net debt {d=(b-c)}	(6,114.25)	(3,887.97)
Total capital (equity + gross debt)	172,487.01	167,365.12
Net debt to equity ratio	-4%	-2%

The company has no material financial covenants.



36. Financial risk management objectives and policies

The Company's principal financial liabilities, other than derivatives, comprise trade and other payables, security deposits and employee liabilities. The main purpose of these financial liabilities is to finance the Company's operations and to provide guarantees to support its operations. The Company's principal financial assets include trade and other receivables, and cash and short-term deposits that derive directly from its operations. The Company also enters into derivative transactions.

The Company is exposed to market risk, credit risk and liquidity risk. The Company's senior management oversees the management of these risks. The Company's senior management is supported by a treasury team that advises on financial risks and the appropriate financial risk governance framework for the Company. The treasury team provides assurance to the Company's senior management that the Company's financial risk activities are governed by appropriate policies and procedures and that financial risks are identified, measured and managed in accordance with the Company's policies and risk objectives. All derivative activities for risk management purposes are carried out by specialist personnel's that have the appropriate skills, experience and supervision. It is the Company's policy that no trading in derivatives for speculative purposes may be undertaken. The Board of Directors reviews and agrees policies for managing each of these risks, which are summarised below.

Market risk

Market risk is the risk that the fair value of future cash flows of a financial instrument will fluctuate because of changes in market prices. Market risk comprises three types of risk: interest rate risk, currency risk and other price risk, such as equity price risk and commodity risk. Financial instruments affected by market risk include loans and borrowings, deposits, mutual fund investment and derivative financial instruments.

The sensitivity analysis in the following sections relate to the position as at March 31, 2023 and March 31, 2022.

The following assumptions have been made in calculating the sensitivity analysis:

- The sensitivity of the relevant profit or loss item is the effect of the assumed changes in respective market risks. This is based on the financial assets and financial liabilities held at March 31, 2023 and March 31, 2022.

Interest rate risk

Interest rate risk is the risk that the fair value or future cash flows of a financial instrument will fluctuate because of changes in market interest rates.

The Company is not directly exposed to the risk of changes in market interest rates because it does not have any borrowings nor does it have any variable rate financial assets/ liabilities as at the end of the reporting period.



Tata Metaliks Limited
Notes to the Financial Statements

Foreign currency risk

Foreign currency risk is the risk that the fair value or future cash flows of an exposure will fluctuate because of changes in foreign exchange rates. The Company, as per its risk management policy, uses foreign exchange and other derivative instruments primarily to hedge foreign exchange exposure. Any weakening of the functional currency may impact the Company's cost of imports/realisation from exports and cost of borrowings and consequently may increase the cost of financing the Company's capital expenditures.

The Company evaluates the impact of foreign exchange rate fluctuations by assessing its exposure to exchange rate risks. It hedges a part of these risks by using derivative financial instruments in accordance with its risk management policies.

The company exposure to foreign currency risk at the end of reporting period expressed in INR are as follows:

	Rs. in Lakhs	
	As at 31.03.2023	As at 31.03.2022
Financial Assets		
Trade Receivables	1,155.14	525.02
Net Exposure to Foreign Currency Risk (Assets)	1,155.14	525.02
Financial Liabilities		
Trade Payables	577.14	11,310.19
Capital Creditors	1,742.46	1,424.42
Derivative Liabilities		
Foreign Exchange Forward/ hedging Contracts	-	(6,063.80)
Net Exposure to Foreign Currency Risk (Liabilities)	2,319.59	6,670.81
Net Exposure to Foreign Currency Risk (Assets - Liabilities)	(1,164.46)	(6,145.78)

Foreign currency sensitivity

The following tables demonstrate the sensitivity to a reasonably possible change in USD and EUR exchange rates, with all other variables held constant. The impact on the Company's profit before tax is due to changes in the fair value of monetary assets and liabilities. The Company's exposure to foreign currency changes for all currencies other than as mentioned above is not material.

	Change in rate	Effect on profit	Effect on post-tax	Effect on profit	Effect on post-tax
		before tax (USD)	equity (USD)	before tax (EUR)	equity (EUR)
		Rs in Lakhs	Rs in Lakhs	Rs in Lakhs	Rs in Lakhs
31-Mar-23	+8%	(116.20)	(75.60)	23.05	14.99
	-8%	116.20	75.60	(23.05)	(14.99)
31-Mar-22	+8%	(491.66)	(245.72)	-	-
	-8%	(491.66)	245.72	-	-

Credit risk

Credit risk is the risk that counterparty will not meet its obligations under a financial instrument or customer contract, leading to a financial loss. The Company is exposed to credit risk from its operating activities (primarily trade receivables) and from its financing activities, including deposits with banks and financial institutions, foreign exchange transactions and other financial instruments.

Customer credit risk is managed subject to the Company's established policy, procedures and control relating to customer credit risk management. Outstanding customer receivables are regularly monitored and any shipments to major customers are generally covered by letters of credit or other forms of credit insurance.

The companies maximum exposure to credit risk for the components of the Balance Sheet as of March 31, 2023 and March 31, 2022 is the carrying amounts as disclosed in Note 37

The risk relating to trade receivables is shown under Note 10.



Tata Metaliks Limited
Notes to the Financial Statements

Other Financial Assets

Credit risk from balances with banks, term deposits, Intercompany loan, investments and derivative instruments is managed by Company's finance department. Investment of surplus fund are made only with approved counterparties who meet the minimum threshold requirement. The Company monitors rating, credit spreads and financial strength of its counterparties.

Liquidity risk

Liquidity risk refers to the risk that the Company cannot meet its financial obligations. The objective of liquidity risk management is to maintain sufficient liquidity and ensure that funds are available for use as per requirements.

The Company has obtained fund and non-fund based working capital loans from various banks. The Company's objective is to maintain a balance between continuity of funding and flexibility through the use of bank overdrafts, bank loans, buyer's credit and other means of borrowings. The company invests its surplus funds in liquid schemes of mutual funds, which carry no/low market risk.

The table below provides details regarding the contractual maturities of financial liabilities including estimated interest payments as at March 31, 2023 and March 31, 2022.

	Rs in Lakhs			
	less than 1 year	1 to 5 years	> 5 years	Total
As at 31-03-2023				
Lease Obligations	1,189.29	6,641.45	6,709.10	14,539.84
Trade payables	53,082.43	-	-	53,082.43
Other financial liabilities	4,010.52	-	-	4,010.52
	58,282.24	6,641.45	6,709.10	71,632.79
As at 31-03-2022				
Lease Obligations	814.03	4,243.80	9,780.53	14,838.36
Trade payables	44,737.12	-	-	44,737.12
Derivatives - foreign currency forward contracts	4.90	-	-	4.90
Other financial liabilities	4,423.83	-	-	4,423.83
	49,979.88	4,243.80	9,780.53	64,004.21

The Company has pledged its current assets in order to fulfil the collateral requirements for secured borrowings and secured working capital limits. At March 31, 2023 and March 31, 2022, the fair values of the current assets pledged were Rs 112,531.91 lakhs and Rs.108,176.65 lakhs respectively.



Tata Metaliks Limited
Notes to Financial Statements

37. Financial Instruments

The significant accounting policies, including the criteria for recognition, the basis of measurement and the basis on which income and expenses are recognised, in respect of each class of financial asset, financial liability and equity instrument are disclosed in Note 2 to the financial statements

(a) Financial assets and liabilities

The carrying value of financial instruments by categories as of March 31, 2023 is as follows:

Rs in Lakhs

	Derivative instruments in hedging relationship	Amortised cost	Fair Value through Profit and Loss	Total carrying value	Total fair value
Assets:					
Trade receivables	-	30,418.49	-	30,418.49	30,418.49
Investments	-	0.52	10,024.93	10,025.45	10,025.45
Cash and cash equivalents	-	10,225.31	-	10,225.31	10,225.31
Other Balances with Banks	-	403.85	-	403.85	403.85
Other financial assets	-	1,110.40	-	1,110.40	1,110.40
Total	-	42,158.57	10,024.93	52,183.50	52,183.50
Liabilities:					
Lease Liabilities	-	14,539.84	-	14,539.84	14,539.84
Trade payables	-	53,082.43	-	53,082.43	53,082.43
Other financial liabilities	-	4,010.52	-	4,010.52	4,010.52
Total	-	71,632.79	-	71,632.79	71,632.79

The carrying value of financial instruments by categories as of March 31, 2022 is as follows:

Rs in Lakhs

	Derivative instruments in hedging relationship	Amortised cost	Fair Value through Profit and Loss	Total carrying value	Total fair value
Assets:					
Trade receivables	-	21,100.90	-	21,100.90	21,100.90
Investments	-	0.52	6,030.42	6,030.94	6,030.94
Loans	-	15,000.00	-	15,000.00	15,000.00
Cash and cash equivalents	-	7,377.15	-	7,377.15	7,377.15
Other Balances with Banks	-	5,318.76	-	5,318.76	5,318.76
Other financial assets	-	2,325.07	-	2,325.07	2,325.07
Total	-	51,122.40	6,030.42	57,152.82	57,152.82
Liabilities:					
Lease Liabilities	-	14,838.36	-	14,838.36	14,838.36
Trade payables	-	44,737.12	-	44,737.12	44,737.12
Other financial liabilities	4.90	4,423.83	-	4,428.73	4,428.73
Total	4.90	63,999.31	-	64,004.21	64,004.21



Tata Metaliks Limited
Notes to Financial Statements

Fair value hierarchy:

The fair value hierarchy is based on inputs to valuation techniques that are used to measure fair value that are either observable or unobservable and consists of the following three levels:

- Level 1 inputs are quoted prices (unadjusted) in active markets for identical assets or liabilities that the Company can access at the measurement date;
- Level 2 inputs are inputs, other than quoted prices included within Level 1, that are observable for the asset or liability, either directly or indirectly; and
- Level 3 inputs are unobservable inputs for the asset or liability.

The investments included in Level 2 of fair value hierarchy have been valued using quotes available for similar assets and liabilities in the active market. The investments included in Level 3 of fair value hierarchy have been valued using the cost approach to arrive at their fair value. The cost of unquoted investments approximate the fair value because there is a range of possible fair value measurements and the cost represents estimate of fair value within that range

The following table summarises financial assets and liabilities measured at fair value on a recurring basis and financial assets that are not measured at fair value on a recurring basis (but fair value disclosure are required):

As at March 31, 2023	Level 1	Level 2	Level 3
Financial Assets:			
Investments(Mutual Fund)	10,024.93	-	-
Total	10,024.93	-	-
Financial Liabilities:			
Derivative Financial Liabilities	-	-	-
Total	-	-	-
As at March 31, 2022			
Financial Assets:			
Investments(Mutual Fund)	6,030.42	-	-
Total	6,030.42	-	-
Financial Liabilities:			
Derivative Financial Liabilities	-	4.90	-
Total	-	4.90	-

Notes

- i The other financial assets and liabilities are stated at amortized cost which is approximately equal to their fair value.
- ii Derivatives are fair valued using market observable rates and published prices together with forecast cash flow information where applicable.
- iii There have been no transfers between level 1 and level 2 for the years ended March 31, 2023 and March 31, 2022.



38. Employee benefits

i) Superannuation fund

The company has a superannuation plan. Separate irrevocable trusts are maintained for employees covered and entitled to benefits. The company contributes 15% of basic salary of the eligible employees to the trust every year. Such contributions are recognized as an expense when incurred. The company has no further obligation beyond this contribution. Total amount charged to the Statement of Profit and Loss for the year Rs. 321.83 lakhs (Previous year Rs 300.47 lakhs).

ii) Retiring gratuity

The company has an obligation towards gratuity, a defined benefit retirement plan covering eligible employees. The plan provides for a lump-sum payment to vested employees at retirement, death while in employment or on termination of employment of an amount equivalent to 15 days salary payable for each completed year of service. Vesting occurs upon completion of five years of service. The company make annual contributions to gratuity funds established as trusts. Tata Metaliks Limited account for the liability for gratuity benefits payable in the future based on an actuarial valuation. The Company is exposed to actuarial risk and investment risk with respect to this plan.

The following table sets out the amounts recognized in the financial statements for the retiring gratuity plans in respect of company.

Change in defined benefit obligation	Rs. In Lakhs	
	For the year ended March 31, 2023	For the year ended March 31, 2022
a Obligation as at the beginning of the year	3,004.29	2,845.60
b Current service cost	258.56	241.28
c Interest cost	201.66	186.70
d Remeasurement Actuarial (gains)/losses experience	152.77	23.28
e Benefits paid from Plan Assets	(308.35)	(199.96)
f Benefits paid directly by the Company	(18.95)	-
g Actuarial (gain)/ losses - finance assumptions	(31.23)	(92.61)
Obligation as at the end of the year	3,258.75	3,004.29

Change in plan assets	Rs. In Lakhs	
	For the year ended March 31, 2023	For the year ended March 31, 2022
a Fair value of plan assets as at beginning of the year	1,977.78	1,878.50
b Interest income	140.63	126.80
c Employers' Contributions	314.11	172.44
d Return on plan assets greater/(lesser) than discount rate	0.39	-
e Benefits paid	(308.35)	(199.96)
Fair value of plan assets as at end of the year	2,124.56	1,977.78

Amount recognised in the balance sheet consists of	Rs. In Lakhs	
	As at March 31, 2023	As at March 31, 2022
a Fair value of plan assets as at end of the year	2,124.56	1,977.78
b Present value of obligation as at the end of the year	3,258.75	3,004.29
Net Asset/(liability)	(1,134.20)	(1,026.51)
Retirement benefit asset - Current	-	-
Retirement benefit asset - Non current	-	-
Retirement benefit liability - Current	(1,134.20)	(1,026.51)
Retirement benefit liability - Non current	-	-

Cost recognised in the statement of profit and loss	Rs. In Lakhs	
	For the year ended March 31, 2023	For the year ended March 31, 2022
a Service cost		
Current service cost	258.56	241.28
b Net interest expense	61.03	59.90
	319.59	301.18



Tata Metaliks Limited
Notes to the Financial Statements

Cost recognised in the statement of other comprehensive income

a The return on plan assets (excluding amounts included in net interest expense)	(0.39)	-
b Actuarial (gains) and losses arising from changes in experience adjustments	152.77	(92.61)
c Actuarial (gains) and losses arising from changes in financial assumption	(31.23)	23.28
	121.15	(69.33)
Total cost recognised in the statement of profit and loss and other comprehensive income	440.74	231.85

The assumptions used in accounting for the retiring gratuity plans are set out below.

	Rs. In Lakhs	
	For the year ended March 31, 2023	For the year ended March 31, 2022
a Discount rate	7.20%	7.10%
b Rate of escalation in salary	7.50%	7.50%
c Withdrawal rates	1.00%	1.00%
d Mortality rate	Indian assured lives mortality (2006-08) Ult	

The weighted average duration of the defined benefit obligation as at March 31, 2023 is 10 years (March 31, 2022: 10 years)

The Company expects to contribute Rs. 1134.20 lakhs to the funded retiring gratuity plans in financial year 2024 (March 31, 2023: Rs. 1,026.51 lakhs)

The fair value of Company's plan asset as of March 31, 2023 and March 31, 2022 by category are as follows:

Investment details (%)	As at March 31, 2023	As at March 31, 2022
a Funded with LIC	100%	100%
	100%	100%

The table below outlines the effect on the defined benefit obligation in the event of a increase / decrease of 1% in the assumed discount rate and salary escalation rate.

Change in Assumption	Impact on defined benefit obligation			
	Increase in assumptions		Decrease in assumptions	
	31-Mar-23	31-Mar-22	31-Mar-23	31-Mar-22
Discount rate (+/- 1%)	-9%	-9%	11%	11%
Salary escalation (+/- 1%)	11%	11%	-9%	-9%

The above sensitivity analysis are based on change in an assumption while holding all other assumptions constant. In practice, this is unlikely to occur, and changes in some of the assumptions may be correlated. When calculating the sensitivity of the defined benefit obligations to significant actuarial assumptions, the same method (present value of the defined benefit obligation calculated with the projected unit credit method at the end of the reporting period) has been applied as when calculating the defined benefit obligation recognised in the Balance sheet.

The methods and types of assumptions used in preparing the sensitivity analysis did not change compared to the prior period.

iii) Pension Plan - Ex- Managing Director (Mr. Harsh K Jha)


The Company accounts for post-retirement defined benefit arrangements using Ind AS 19 'Employee Benefits', with independent actuaries being used to calculate the costs, assets and liabilities to be recognised in relation to these schemes. The present value of the defined benefit obligation, the current service cost and past service costs are calculated by these actuaries using the projected unit credit method. However, the ongoing funding arrangements of each scheme, in place to meet their long term pension liabilities, are governed by the individual scheme documentation and national legislation. The accounting and disclosure requirements of Ind AS 19 do not affect these funding arrangements.

The following table sets out the disclosure pertaining to pension benefits of Mr Harsh K Jha

	Rs. In Lakhs	
	For the year ended March 31, 2023	For the year ended March 31, 2022
Change in defined benefit obligation		
a Obligation as at the beginning of the year	260.99	262.68
b Interest cost	17.42	16.92
c Remeasurement (gains)/losses	46.67	8.45
d Benefits paid	(31.28)	(27.06)
Obligation as at the end of the year	293.80	260.99

Amount recognised in the balance sheet consists of

	Rs. In Lakhs	
	As at March 31, 2023	As at March 31, 2022
a Fair value of plan assets as at end of the year	-	-
b Present value of obligation as at the end of the year	293.80	260.99
Net (Asset)/Liability	291.80	260.99
Retirement benefit liability - Current	29.85	25.91
Retirement benefit liability - Non current	261.95	235.08



Tata Metaliks Limited
Notes to the Financial Statements

	For the year ended March 31, 2023	Rs. In Lakhs For the year ended March 31, 2022
Cost recognised in the statement of profit and loss		
a Service cost		
Current service cost	-	-
Past Service Cost	-	-
b Net interest expense	17.42	16.92
	17.42	16.92
Cost recognised in the statement of other comprehensive income		
a Actuarial (gains) and losses arising from changes in financial assumption	(1.99)	-
b Actuarial (gains) and losses arising from changes in experience adjustments	46.67	8.45
	44.68	8.45
Total cost recognised in the statement of profit and loss and other comprehensive income	62.10	25.37

The assumptions used in accounting for the pension plan of Ex- Managing Director (Mr. Harsh K Jha) is set out below:

	For the year ended March 31, 2023	For the year ended March 31, 2022
a Discount rate	7.20%	7.10%
b Mortality rate	Indian Individual Annuitant's Mortality Table (2012-15)	

The Company expects to contribute Rs. 291.80 lakhs to the pension plan - Ex- Managing Director (Mr. Harsh K Jha) in financial year 2024 (March 31, 2023: Rs.260.99 lakhs)

The table below outlines the effect on the defined benefit obligation in the event of a decrease/increase of 1% in the assumed rate of discount rate:

Change in Assumption	Impact on defined benefit obligation			
	Increase in assumption		Decrease in assumption	
	31-Mar-23	31-Mar-22	31-Mar-23	31-Mar-22
Discount rate (+/- 1%)	-6%	-7%	7%	8%

The above sensitivity may not be representative of the actual change in the defined benefit obligation as it is unlikely that the change in assumptions would occur in isolation of one another as some of the assumptions may be correlated.

iv) Post retirement medical benefits

Under this unfunded scheme, employees of the company receive medical benefits subject to certain limits on amounts of benefits, periods after retirement and types of benefits, depending on their grade and location at the time of retirement. Separated from the Company as part of an Early Separation Scheme, on medical grounds or due to permanent disablement are also covered under the scheme. The company account for the liability for post-retirement medical scheme based on an actuarial valuation.

	For the year ended March 31, 2023	Rs. In Lakhs For the year ended March 31, 2022
Change in defined benefit obligation		
a Obligation as at the beginning of the year	21.56	21.87
b Interest cost	1.48	1.44
c Remeasurement (gains)/losses	(0.67)	(0.23)
d Benefits paid	(1.39)	(1.52)
Obligation as at the end of the year	20.98	21.56



Tata Metaliks Limited
Notes to the Financial Statements

v) Provident Fund

Contributions towards provident funds are recognised as expense for the year. The Company has set up a Provident Fund Trust which is administered by Trustees. Both the employees and the Company make monthly contributions to the Fund at specified percentage of the employee's salary and aggregate contributions along with interest thereon are paid to the employees/nominees at retirement, death or cessation of employment.

The Trust invests funds following a pattern of investments prescribed by the Government. The interest rate payable to the members of the Trust is not lower than the rate of interest declared annually by the Government under The Employees' Provident Funds and Miscellaneous Provisions Act, 1952 and shortfall, if any, on account of interest is to be made good by the Company.

The Actuary has carried out actuarial valuation of plan's liabilities and interest rate guarantee obligations as at the Balance Sheet date using Projected Unit Credit Method and Deterministic Approach as outlined in the Guidance Note 29 issued by the Institute of Actuaries of India. Based on such valuation, an amount of Rs 391.24 lakhs (March 31, 2022 : Rs. 357.79 lakhs) has been provided towards future anticipated shortfall with regard to interest rate obligation of the Company as at the Balance Sheet date. Disclosures given hereunder are restricted to the information available as per the Actuary's Report.

Principal Actuarial Assumptions	For the year ended 31 st March 2023	For the year ended 31 st March 2022
Discount Rate	7.20%	7.10%
Mortality Rate	Indian Assured Lives Mortality (2006-08) ultimate)	Indian Assured Lives Mortality (2006-08) (ultimate)
Expected Return on Fund	8.15%	8.10% in 2020-21, 8.10% thereafter

Total amount charged to the Statement of Profit and Loss for the year Rs 788.47 lakhs (Previous year Rs 388.44 lakhs)

vi) Leave Obligation

The leave obligation cover the company's liability for privilege leave and sick leave to be availed by employees. These employees can carry forward a portion of the unutilised leave balances and utilise it in future periods or receive cash in lieu thereof (except in case of sick leave for certain category of employees) as per the Company's policy. The Company records a provision for leave obligations in the period in which the employees render the services that increases this entitlement.

vii) Others

Others consist of company and employee contribution to:

- i. Employees Pension Scheme [Total amount charged to the Statement of Profit and Loss for the year Rs. 247.52 lakhs (Previous year 2021-22 Rs. 213.25 lakhs)]
- ii. Employees State Insurance [Total amount charged to the Statement of Profit and Loss for the year Rs. 0.75 lakhs (Previous year 2021-22 Rs.3.53 lakhs)]

Contribution to these schemes are made by the company as required as per the statute.

39 The Company has assessed the impact of the Supreme Court Judgment in case of "Vivekananda Vidyamandir And Others Vs The Regional Provident Fund Commissioner (II) West Bengal" and the related circular (Circular No. C-II/1(33)2019/Vivekananda Vidya Mandir/284) dated March 20, 2019 issued by the Employees' Provident Fund Organisation in relation to non-exclusion of certain allowances from the definition of "basic wages" of the relevant employees for the purposes of determining contribution to provident fund under the Employees' Provident Funds & Miscellaneous Provisions Act, 1952. In the assessment of the management (including considering a view from legal expert, inspections by PF authorities), the aforesaid matter is not likely to have a significant impact and accordingly, no provision has been made in these Financial Statements.



40. Corporate social responsibility expense

	31-Mar-23	31-Mar-22
Contribution to Sadbhavana Trust	566.21	540.31
Contribution for Water Conservation Projects	115.29	-
Total	681.50	540.31
Amount required to be spent as per section 135 of the Act	544.89	478.13
Amount spent during the year on:		
(i) construction/acquisition of an asset	-	-
(ii) On purpose other than above	681.50	540.31

Details of CSR expenditure under Section 135(5) of the Act in respect of other than ongoing projects

Balance unspent as at 1 April, 2022	Amount deposited in specified fund of Schedule VII of the Act within 6 months	Amount required to be spent during the year	Amount spent during the year	Balance unspent as at 31 March 2023
-	-	544.89	681.50	-

Details of excess CSR expenditure under Section 135(5) of the Act

Balance excess spent as at 1 April, 2022	Amount required to be spent during the year	Amount spent during the year	Balance excess spent as at 31 March 2023
-	544.89	681.50	136.61

41. Assets Pledged as Security

The carrying amounts of assets pledge as security/collateral for current borrowings as follows:

	As at March 31, 2023	Rs. in Lakhs As at March 31, 2022
Current		
First charge (against working capital requirement from Banks)		
Inventories	56,874.05	47,739.10
Loans	-	15,000.00
Trade receivables	30,418.49	21,100.90
Cash and Cash equivalents	10,225.31	7,377.15
Other balances with banks	403.85	5,318.76
Other Financial Assets	1,110.20	2,324.87
Other Current Assets	3,475.08	3,285.45
Investments	10,024.93	6,030.42
	112,531.91	108,176.65

Note:

There are no charges or satisfaction which are yet to be registered with the Registrar of Companies beyond the statutory period for the year ended March 31, 2023 and the year ended March 31, 2022.



Tata Metaliks Limited
Notes to Financial Statements

Note 42 : Analytical Ratios

(Rs in Lakhs)

The following reflects the ratios and the data used in its computation :

Particulars	Ratios		% Change	Reason for Variance
	March 31, 2023	March 31, 2022		
(a) Current ratio (times)	1.80	1.80	-11%	
(b) Debt-equity ratio (times)	0.09	0.11	-11%	
(c) Debt service coverage ratio (times)	4.25	7.49	-43%	Refer sub-note (i)
(d) Return on equity ratio (%)	5%	17%	-69%	Refer sub-note (i)
(e) Inventory turnover ratio (in days)	58.57	58.90	-1%	
(f) Trade receivables turnover ratio (in days)	28.85	30.44	-5%	
(g) Trade payables turnover ratio (in days)	57.19	53.99	6%	
(h) Net capital turnover ratio (in days)	58.11	66.47	-13%	
(i) Net profit ratio (%)	2.47%	8.65%	-71%	Refer sub-note (i)
(j) Return on capital employed (%)	7.60%	20.77%	-63%	Refer sub-note (i)
(k) Return on investment (%)	5.20%	14.15%	-63%	Refer sub-note (i)

Formulas for ratios

	Numerator	Denominator
(a) Current ratio	Total current assets	Total current liabilities (-) current lease liabilities
(b) Debt-equity ratio	Total Gross Debt (Non-current borrowings + Lease liabilities)	Average shareholder's equity
(c) Debt service coverage ratio	Earnings for Debt Service (Profit after tax + Finance cost + Depreciation and amortisation + Other non cash expenditure)	Debt service = (Interest and Lease Payments + Principal Repayments)
(d) Return on equity ratio	Profit after tax	Average shareholder's equity
(e) Inventory turnover ratio	Average inventory * 365	Total revenue from operations
(f) Trade receivables turnover ratio	Average trade receivables * 365	Total revenue from operations
(g) Trade payables turnover ratio	Average trade payables * 365	Cost of materials and services consumed or used
(h) Net capital turnover ratio	Average working capital = Current assets (-) Current liabilities excluding current lease liabilities * 365	Total revenue from operations
(i) Net profit ratio	Profit after tax	Total revenue from operations
(j) Return on capital employed	Earnings before interest and taxes (Profit before taxes + Finance cost)	Average Capital employed Capital employed = Total equity + Borrowings + Lease liabilities + Deferred tax liabilities
(k) Return on investment	Income generated from investments in mutual funds	Time weighted average investments in mutual funds

Notes:

- (i) Debt Service Coverage Ratio, Return on Equity, Net Profit Ratio and Return on Capital Employed have reduced on account of reduced profitability.
(ii) Return on Investment has reduced on account of lower returns from the Mutual Funds in which the Company has invested.



43. The Company has been sanctioned working capital facilities from banks on the basis of security of current assets. The quarterly returns or statement of current assets filed by the company with banks during the year are in agreement with the books of accounts.

44. Debt Reconciliation

For the year ended March 31, 2023	Current Borrowings	Lease Liabilities	Total
Debt as at April 1, 2022	-	(14,838.36)	(14,838.36)
Cash flows	260.55	907.95	1,168.49
New Leases	-	(609.43)	(609.43)
Foreign Exchange Adjustments	(260.55)	-	(260.55)
Interest expense	(170.50)	(1,957.71)	(2,128.21)
Interest paid	170.50	1,957.71	2,128.21
Net Debt as at March 31, 2023	-	(14,539.84)	(14,539.84)
For the year ended March 31, 2022			
Debt as at April 1, 2021	(1,000.00)	(15,021.01)	(16,021.01)
Cash flows	1,000.00	850.07	1,850.07
New Leases	-	(667.42)	(667.42)
Foreign Exchange Adjustments	-	-	-
Interest expense	-	(2,020.63)	(2,020.63)
Interest paid	-	2,020.63	2,020.63
Net Debt as at March 31, 2022	-	(14,838.36)	(14,838.36)

Note :-

1. The borrowings obtained by the company from banks have been applied for the purposes for which such loans were taken.



Tata Metaliks Limited
Notes to Financial Statements

45. The Company was not required to recognise a provision as at March 31, 2023 under the applicable law or accounting standards, as it does not have any material foreseeable losses on long-term contracts. The Company did not have any derivative contracts as at March 31, 2023.
- 46a. No funds have been advanced or loaned or invested (either from borrowed funds or share premium or any other sources or kind of funds) by the Company to or in any other person(s) or entity(ies), including foreign entities ("Intermediaries"), with the understanding, whether recorded in writing or otherwise, that the Intermediary shall, whether, directly or indirectly, lend or invest in other persons or entities identified in any manner whatsoever by or on behalf of the Company ("Ultimate Beneficiaries") or provide any guarantee, security or the like on behalf of the Ultimate Beneficiaries.
- 46b. No funds have been received by the Company from any person(s) or entity(ies), including foreign entities ("Funding Parties"), with the understanding, whether recorded in writing or otherwise, that the Company shall, whether, directly or indirectly, lend or invest in other persons or entities identified in any manner whatsoever by or on behalf of the Funding Party ("Ultimate Beneficiaries") or provide any guarantee, security or the like on behalf of the Ultimate Beneficiaries.
47. The Company has done an assessment to identify Core Investment Company (CIC) [including CIC's in the Group] as per the necessary guidelines of Reserve Bank of India (including Core Investment Companies (Reserve Bank) Directions, 2016). The Companies identified as CIC's at Group level are Panatone Finvest Limited, TATA Capital Limited, TATA Industries Limited, TATA Sons Private Limited, TMF Holdings Limited, T S Investments and Talace Private Limited.
48. The Company has not made any investments during the year other than two mutual fund schemes. The Company has not granted secured/ unsecured loans/ advances in the nature of loans to any Company/Firm/Limited Liability Partnership/Other Party during the year other than loans to a Company. The Company did not stand guarantee or provided security to any Company/Firm/Limited Liability Partnership/Other party during the year.

The aggregate amount during the year, and balance outstanding at the balance sheet date with respect to such loans are as per the table given below:

	Loans (Rs. in lakhs)
Aggregate amount granted/ provided during the year	15,000.00
- Others	
Balance outstanding as at balance sheet date in respect of the above case	
- Others	

49. No proceedings have been initiated on or are pending against the Company for holding benami property under the Benami Transactions (Prohibition) Act, 1988 (45 of 1988) and Rules made thereunder.
50. The Company has no transactions with the companies struck off under Companies Act, 2013 or Companies Act, 1956.
51. The Company has complied with the number of layers prescribed under the Companies Act, 2013.
52. Company have not been declared wilful defaulter by any bank or government or any government authority as applicable.
53. The Company has not traded or invested in crypto currency or virtual currency during the current or previous year.
54. Exceptional item for the year ended March 31, 2022 represents profit on sale of land, at Redi, which was not in use pursuant to discontinued operation in earlier year.
56. The Board of Directors of the Company and Tata Steel Limited ("the Holding Company") approved the Scheme for Amalgamation of the Company into the Holding Company at their respective meetings held on September 22, 2022. The Board of Directors recommended an exchange ratio of 79 fully paid-up equity shares of Re. 1 each of the Holding Company for every 10 fully paid-up equity shares of Rs. 10 each held in the Company. The Company had submitted the scheme of amalgamation to the Stock Exchanges on October 11, 2022 for approval. The Company vide letters dated March 31, 2023 from National Stock Exchange of India Limited and BSE Limited has, inter-alia, received 'No Objection' in terms of Regulation 94 of SEBI (LODR) Regulations 2015 and no adverse observations within the provisions of Listing Agreement respectively, so as to enable the Company to file the Scheme with NCLT. The Company has subsequently filed the Scheme with Hon'ble NCLT, Kolkata on April 19, 2023 for approval.

For Price Waterhouse & Co Chartered Accountants LLP
 Firm Registration Number: 304026E/E-300009



Pinaki Chowdhury
 Partner
 Membership Number: 057572

Signatures to Notes 1 to 55

For and on behalf of the Board of Directors

Koushik Chatterjee
 Chairman
 DIN: 00004989

Alok Krishna
 Managing Director
 DIN: 08066195

Amit Ghosh
 Independent Director
 DIN: 0048298



Subhra Sengupta
 Chief Financial Officer



Avishek Ghosh
 Company Secretary

Kolkata, April 28, 2023

Kolkata, April 28, 2023