

Cogent Power Inc, USA

Profit & Loss Account for the 52 weeks ended 28 March 2015

Total Group Turnover

Total Raw Materials and Consumables
 Changes in Stock of Finished Goods and WIP
 Raw Materials and Consumables

Maintenance Costs Excluding Labour
 Depreciation and Amortisation (Net of Grants)
 Total Employment Costs
 Other External Charges
 Total Other Operating Charges

Total Operating Costs

Operating Profit Before Restructuring & Impairment

Accelerated depreciation
 Redundancy and Related Costs
 Total P/(L) on Disp. of Group Cos/Ass/JV
 Total P/(L) on Sale of Fixed Assets
 Total P/(L) on Disp. of Group Cos/Ass/JV

Restructuring impairments and disposals

Net operating profit/(loss)

Share of post-tax results of joint ventures and associates

Profit/(Loss) Before Interest


Net finance costs

Profit/(loss) before taxation

Taxation

Profit/(loss) after taxation

28 March 2015	29 March 2014
USD	USD
(0)	(0)
(0)	(0)
(0)	(0)
0	0
(0)	(0)
(0)	(0)
(0)	(0)
(0)	(0)
(0)	(0)
0	0
0	0
-	-
(0)	(0)
(0)	(0)
(0)	(0)
(0)	(0)
0	0
0	0
0	0
(0)	(0)
0	0
(0)	(0)
0	0

am.


Cogent Power Inc, USA

Balance Sheet at 28 March 2015



	28 March 2015	29 March 2014
	USD	USD
Other IFA NBV	(0)	(0)
PPE-Net Book Value	0	0
Other Investments NBV	5,000	5,000
Total Long Term Debtors	0	0
Retirement Benefit Assets	0	0
Deferred Tax Assets	0	0
Total Non-Current Assets	5,000	5,000
Inventories Net Book Value	0	0
Total Receivables < 1 Yr	4,921,000	4,921,000
Inter Company Loan Due < 1 Yr	0	0
Current Tax Assets	121,000	121,000
Total Short Term Investments	0	0
Total Cash and Short Term Deposits	65,000	65,000
Total Current Assets	5,107,000	5,107,000
Total Assets	5,112,000	5,112,000
Total Short Term Borrowings	0	0
Trade and Other Payables	800,000	800,000
Current Tax Liabilities	0	0
Total Current Liabilities	800,000	800,000
	4,312,000	4,312,000
Total Long Term Borrowings	0	0
Deferred Tax Total	0	0
Other Provisions > 1 Yr	0	0
Other Provisions < 1 Yr	0	0
Other Non-Current Liabilities	0	0
Grant Value (Closing)	(0)	(0)
Total Non-Current Liabilities	0	0
Total Liabilities	800,000	800,000
Net Assets	4,312,000	4,312,000

Group Share Capital
 Total Consolidated Reserves
Capital & Reserves

300,000	300,000
4,012,000	4,012,000
4,312,000	4,312,000

Approved By :

Financial Controller

 FERNANDO VILLAN